

US00D498331S

(12) **United States Design Patent** (10) **Patent No.:** **US D498,331 S**
Cohen Harel (45) **Date of Patent:** **** Nov. 9, 2004**

(54) **LIGHTER**

(76) **Inventor:** **Yigal Cohen Harel**, 2905 Windmill Ranch Rd., Weston, FL (US) 33331

(**) **Term:** **14 Years**

(21) **Appl. No.:** **29/200,259**

(22) **Filed:** **Feb. 24, 2004**

(51) **LOC (7) Cl.** **27-05**

(52) **U.S. Cl.** **D27/157; D27/159**

(58) **Field of Search** **D27/141, 142, D27/152-160; 431/143-146, 151-153, 254-256**

(56) **References Cited**

U.S. PATENT DOCUMENTS

D452,932 S	*	1/2002	Wong	D27/157
D460,579 S	*	7/2002	Chen	D27/157
D469,569 S	*	1/2003	Xiu	D27/157

* cited by examiner

Primary Examiner—Jennifer Rivard

(74) *Attorney, Agent, or Firm*—Cowan, Liebowitz & Latman, P.C.; R. Lewis Gable


(57) **CLAIM**

The ornamental design for the lighter, as shown and described.

DESCRIPTION

FIG. 1 is a top, front and right side perspective view of the lighter;
FIG. 2 is a top plan view of the embodiment of FIG. 1;
FIG. 3 is a bottom plan view of the embodiment of FIG. 1;
FIG. 4 is a front elevation of the embodiment of FIG. 1;
FIG. 5 is a left side view of the embodiment of FIG. 1;
FIG. 6 is a back elevation of the embodiment of FIG. 1; and,
FIG. 7 is a right side view of the embodiment of FIG. 1.

1 Claim, 1 Drawing Sheet






FIG. 7

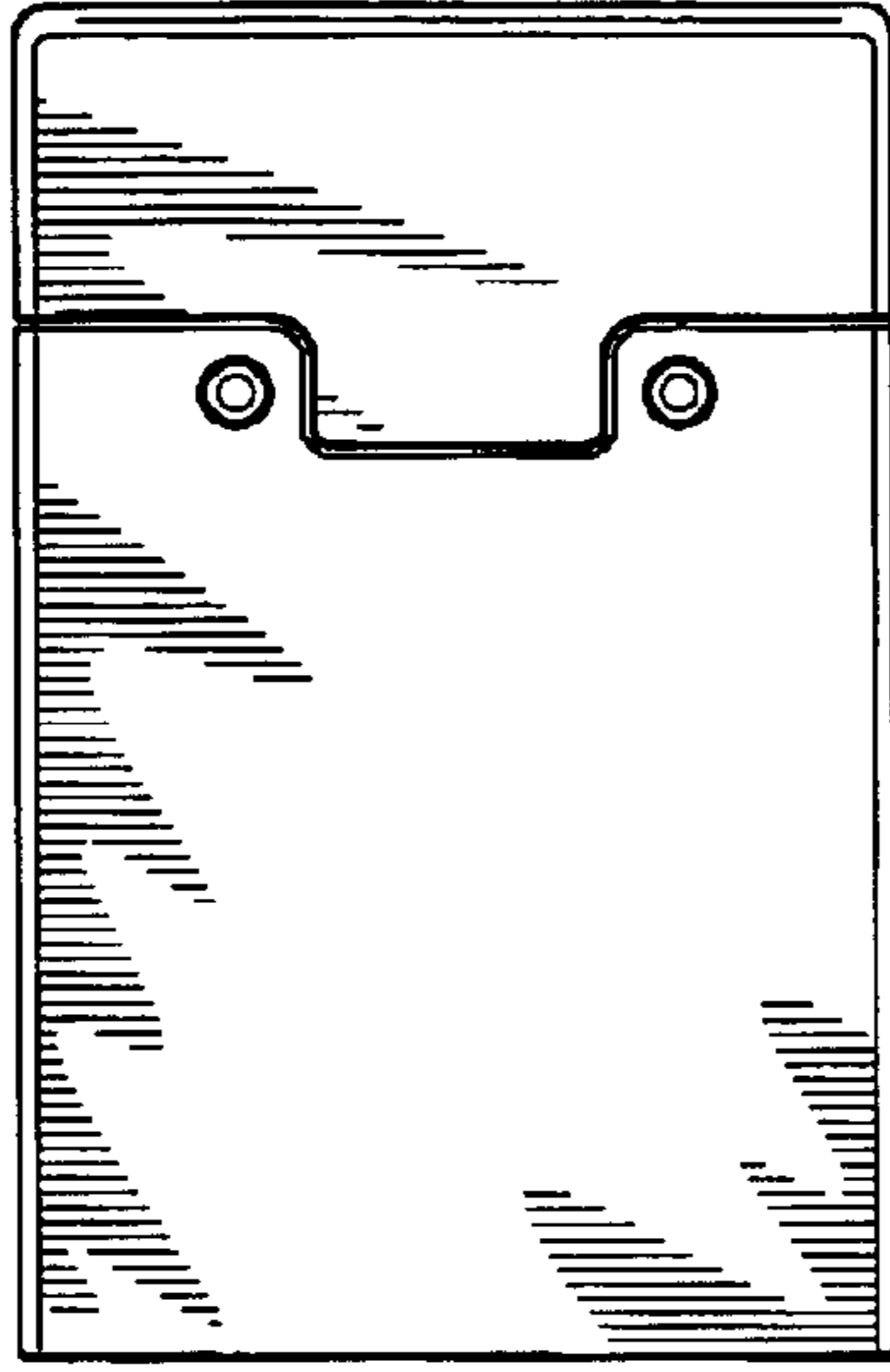


FIG. 6

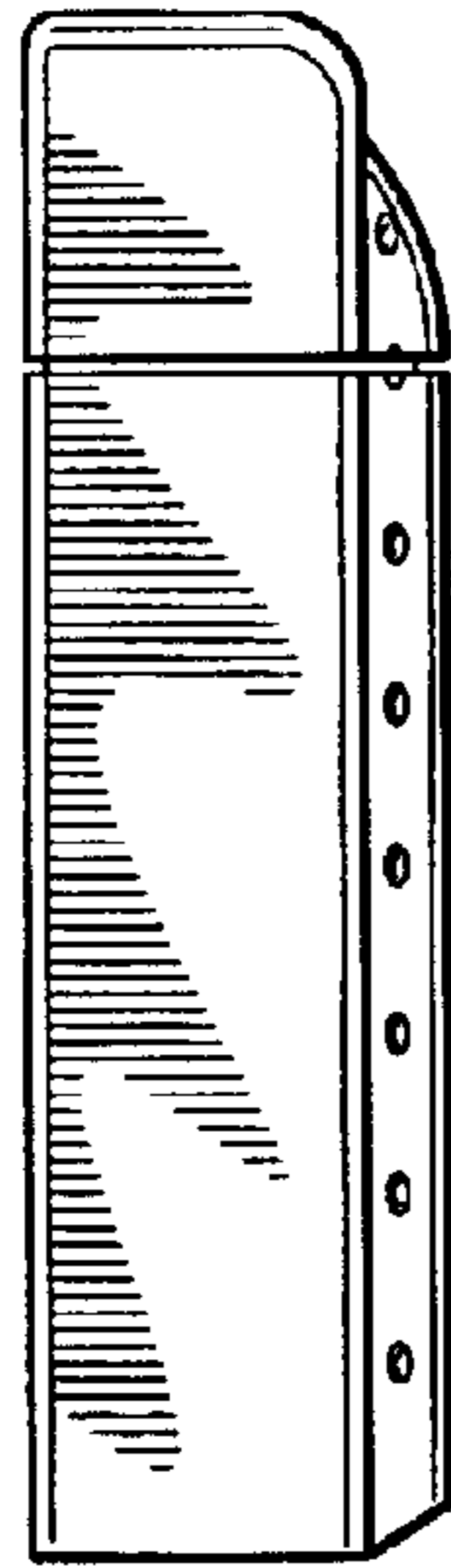


FIG. 5

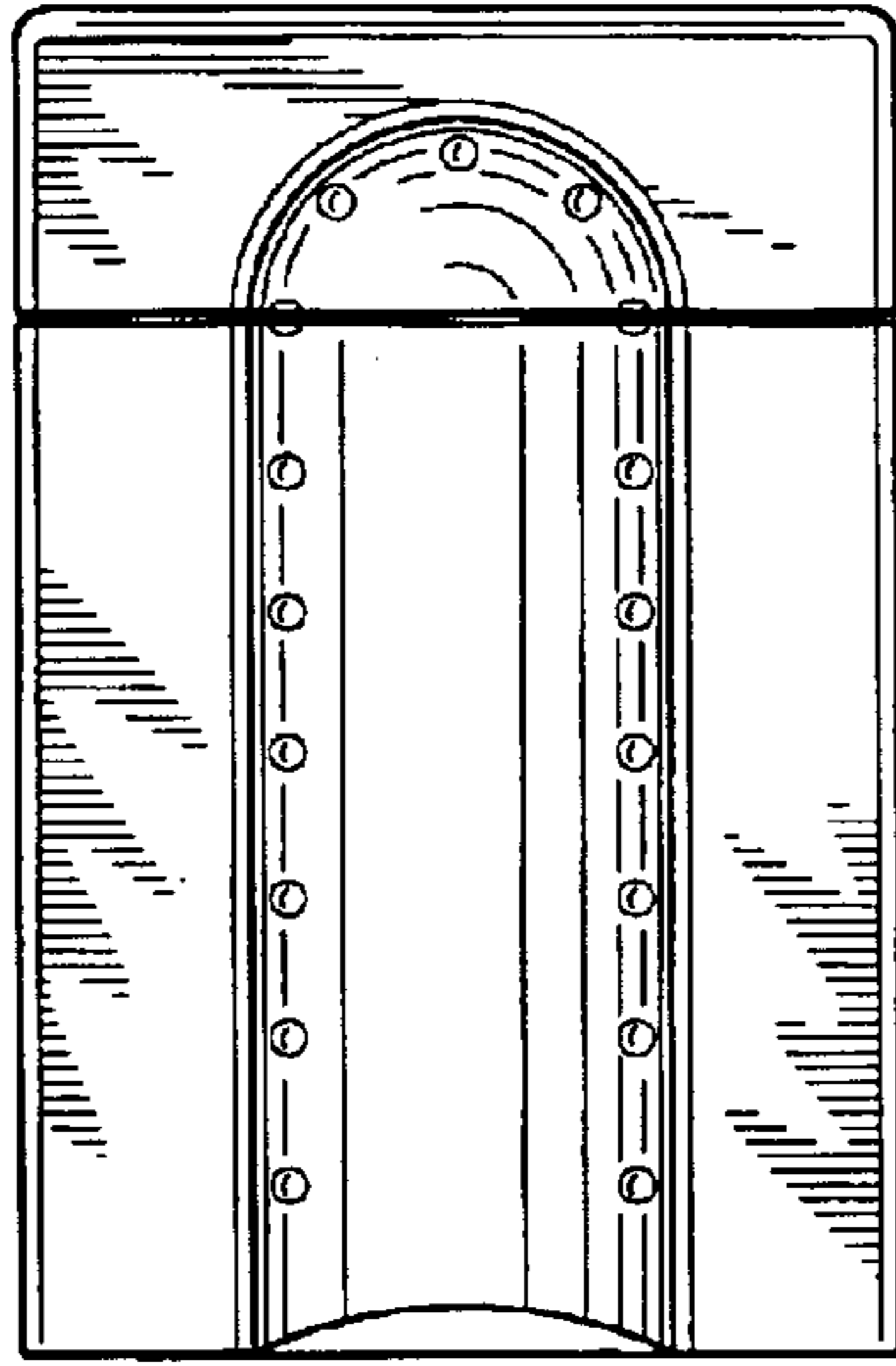


FIG. 4

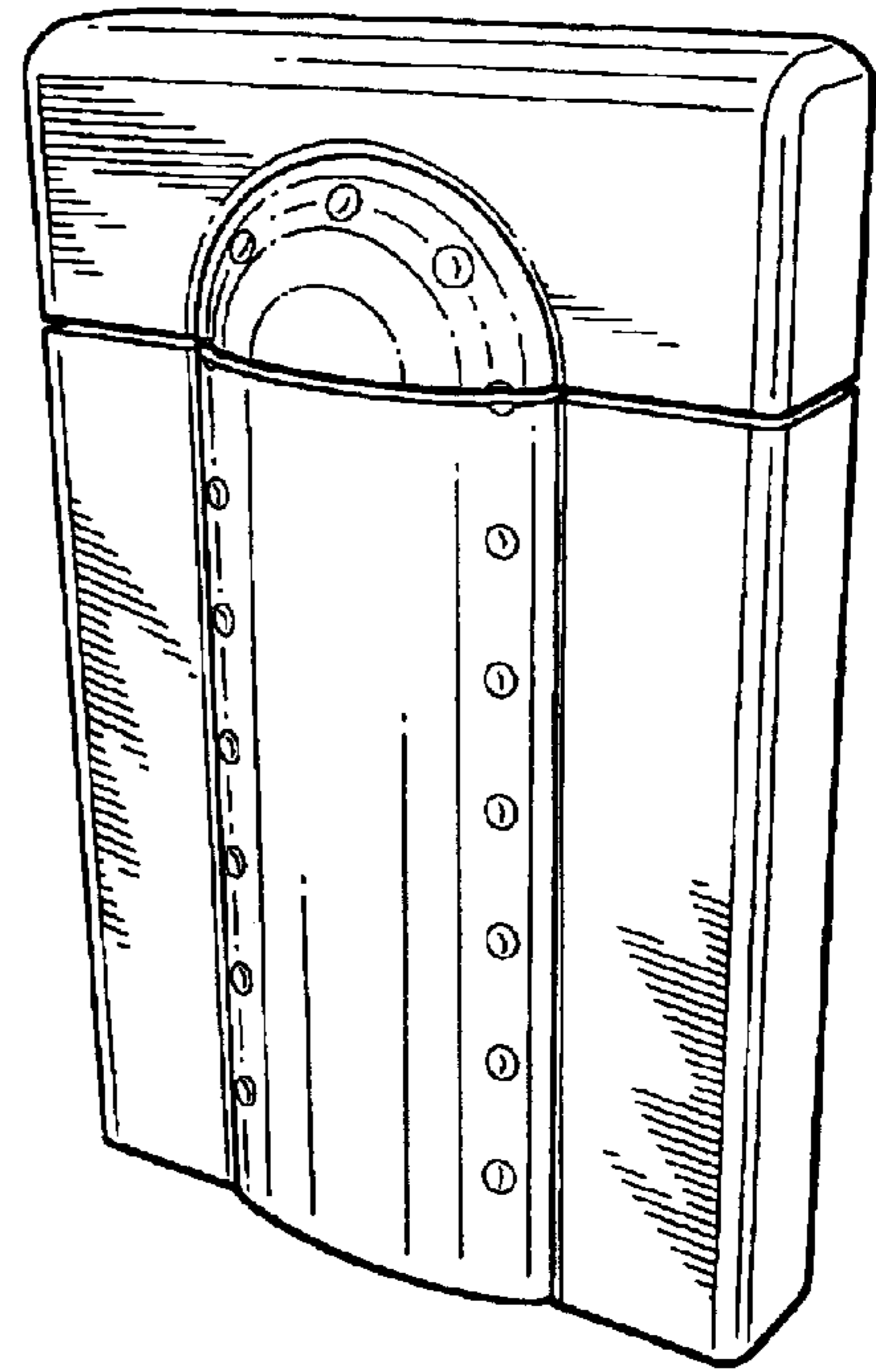


FIG. 1

FIG. 3



FIG. 2

