

US00D498329S

(12) **United States Design Patent**
Cohen Harel

(10) **Patent No.:** **US D498,329 S**
(45) **Date of Patent:** **** Nov. 9, 2004**

(54) **LIGHTER**

(76) **Inventor:** **Yigal Cohen Harel**, 2905 Windmill Ranch Rd., Weston, FL (US) 33331

(**) **Term:** **14 Years**

(21) **Appl. No.:** **29/200,265**

(22) **Filed:** **Feb. 24, 2004**

(51) **LOC (7) Cl.** **27-05**

(52) **U.S. Cl.** **D27/154**

(58) **Field of Search** 431/132, 142-144, 431/146, 151-153, 254-256; D27/141, 142, 143, 152-160

(56) **References Cited**

U.S. PATENT DOCUMENTS

4,640,679 A * 2/1987 Perrin 431/146
5,044,933 A * 9/1991 Yang 431/144

6,186,774 B1 * 2/2001 Butera, Jr. 431/277

* cited by examiner

Primary Examiner—Jennifer Rivard
(74) *Attorney, Agent, or Firm*—Cowan, Liebowitz & Latman, P.C.; R. Lewis Gable


(57) **CLAIM**

The ornamental design for the lighter, as shown and described.

DESCRIPTION

FIG. 1 is a top, front and left side perspective view of the lighter;
FIG. 2 is a top plan view of the embodiment of FIG. 1;
FIG. 3 is a bottom plan view of the embodiment of FIG. 1;
FIG. 4 is a front elevation of the embodiment of FIG. 1;
FIG. 5 is a right side view of the embodiment of FIG. 1;
FIG. 6 is a back elevation of the embodiment of FIG. 1; and,
FIG. 7 is a left side view of the embodiment of FIG. 1.

1 Claim, 1 Drawing Sheet






FIG. 7




FIG. 6




FIG. 1




FIG. 5




FIG. 4

FIG. 3

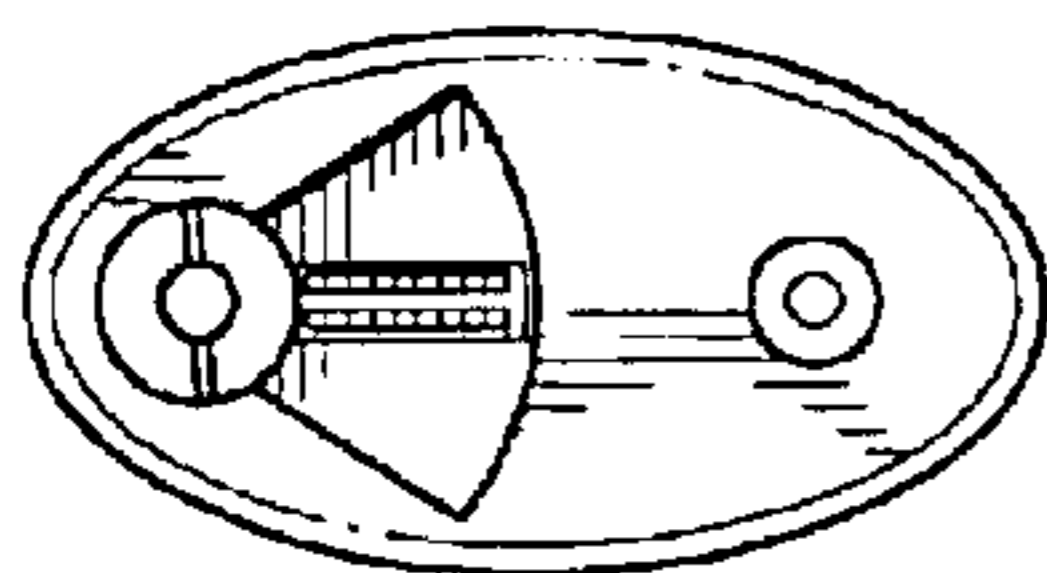


FIG. 2

