

US00D498327S

(12) **United States Design Patent** (10) **Patent No.:** **US D498,327 S**  
**Cohen Harel** (45) **Date of Patent:** **\*\* Nov. 9, 2004**

(54) **LIGHTER**

(76) **Inventor:** **Yigal Cohen Harel**, 2905 Windmill Ranch Rd., Weston, FL (US) 33331

(\*\*) **Term:** **14 Years**

(21) **Appl. No.:** **29/200,161**

(22) **Filed:** **Feb. 24, 2004**

(51) **LOC (7) Cl.** ..... **27-05**

(52) **U.S. Cl.** ..... **D27/154; D27/160**

(58) **Field of Search** ..... **D27/141, 142, D27/152-160; 431/143-146, 151-153, 254-256**

(56) **References Cited**

**U.S. PATENT DOCUMENTS**

D414,890 S \* 10/1999 Kohlhase ..... D27/154  
 RE38,260 E \* 10/2003 Wong ..... D27/141

\* cited by examiner

*Primary Examiner*—Jennifer Rivard  
*(74) Attorney, Agent, or Firm*—Cowan, Liebowitz & Latman, P.C.; R. Lewis Gable


(57) **CLAIM**

The ornamental design for the lighter, as shown and described.

**DESCRIPTION**

FIG. 1 is a top, front and left side perspective view of the lighter;  
 FIG. 2 is a top plan view of the embodiment of FIG. 1;  
 FIG. 3 is a bottom plan view of the embodiment of FIG. 1;  
 FIG. 4 is a front elevation of the embodiment of FIG. 1;  
 FIG. 5 is a right side view of the embodiment of FIG. 1;  
 FIG. 6 is a back elevation of the embodiment of FIG. 1; and,  
 FIG. 7 is a left side view of the embodiment of FIG. 1.

**1 Claim, 1 Drawing Sheet**






FIG. 7




FIG. 6




FIG. 5

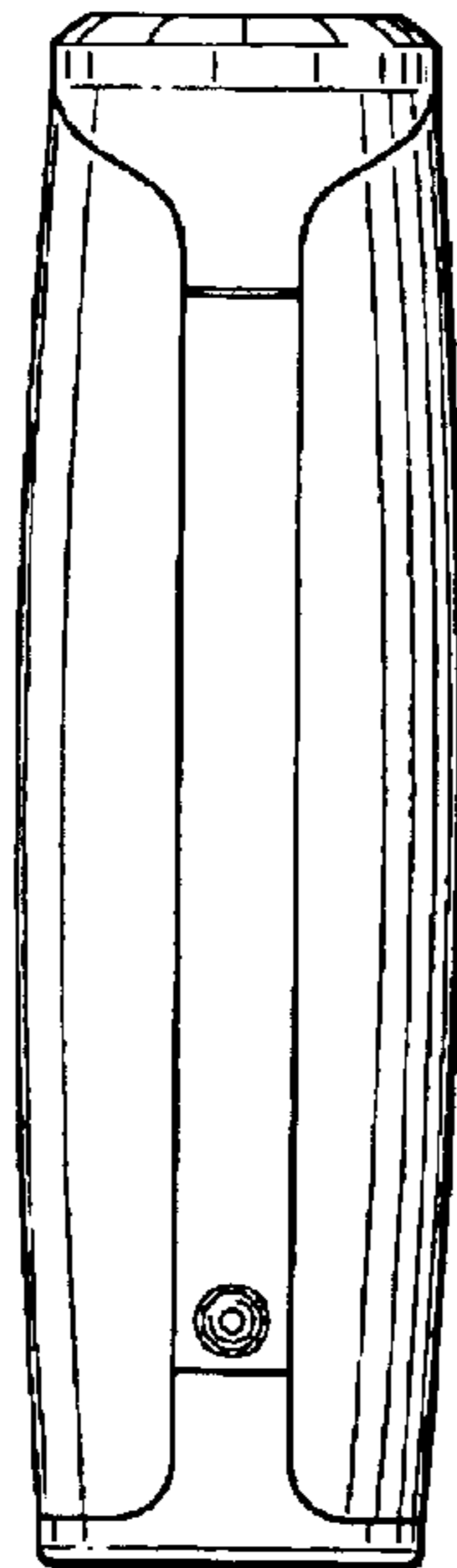


FIG. 4

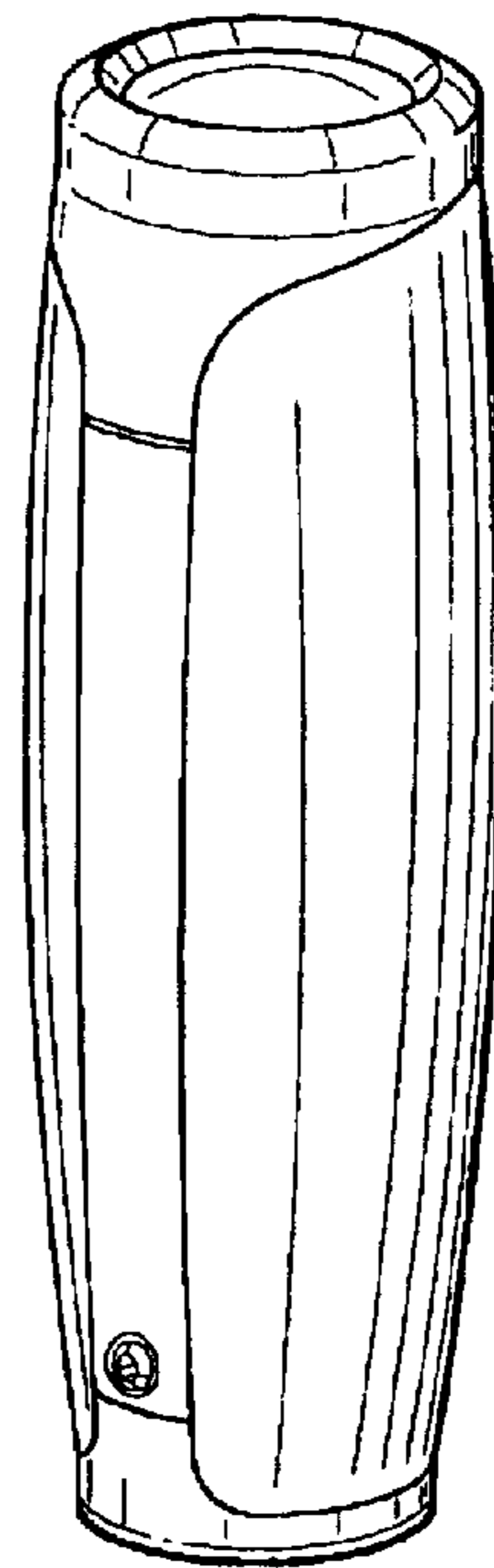


FIG. 1

FIG. 3

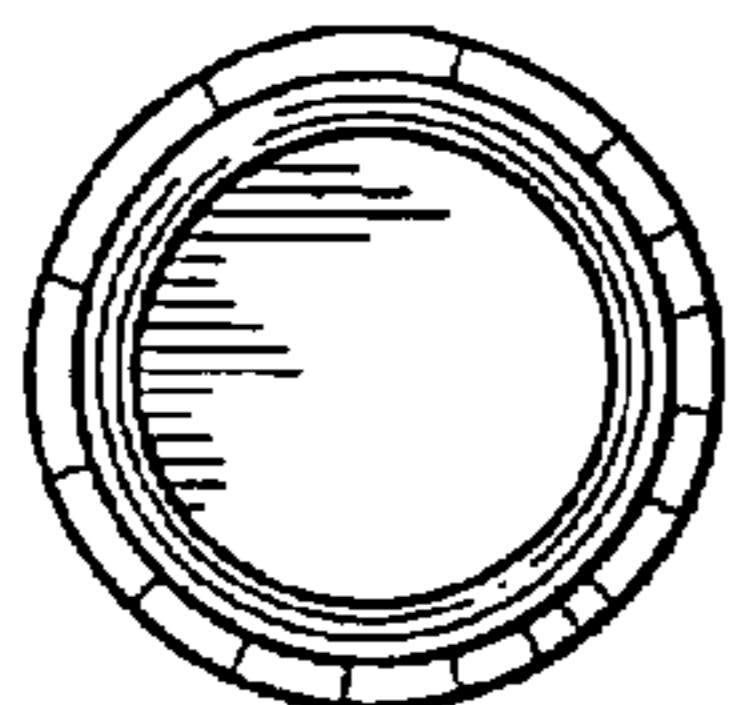


FIG. 2

