

US00D498311S

(12) **United States Design Patent**
Leung et al.

(10) **Patent No.:** **US D498,311 S**

(45) **Date of Patent:** **** Nov. 9, 2004**

(54) **LAMP**

D471,653 S * 3/2003 Lin et al. D26/3
D479,344 S * 9/2003 Kakuno et al. D26/3
D488,874 S * 4/2004 Li D26/3

(76) Inventors: **Benson Chung-Pun Leung**, Unit 901,
53-57 Kwai Fung Crescent, Kwai
Chung, New Territories (HK); **Ambrose
Shing-Yin Leung**, Unit 901, 53-57
Kwai Fung Crescent, Kwai Chung, New
Territories (HK)

* cited by examiner

Primary Examiner—Marcus A. Jackson
(74) *Attorney, Agent, or Firm*—Wallenstein, Wagner &
Rockey, Ltd.

(**) **Term:** **14 Years**

(57) **CLAIM**

(21) **Appl. No.:** **29/202,441**

We claim the ornamental design for lamp, as shown and
described.

(22) **Filed:** **Mar. 31, 2004**

DESCRIPTION

(51) **LOC (7) Cl.** **26-04**

FIG. 1 is a perspective view of a lamp according to the new
design.

(52) **U.S. Cl.** **D26/3**

FIG. 2 is a front view of the lamp shown in FIG. 1.

(58) **Field of Search** D26/1-4; 313/313,

FIG. 3 is a side view of the lamp shown in FIG. 1.

313/315, 318, 493; 315/52, 53, 56, 57,

FIG. 4 is a top view of the lamp shown in FIG. 1; and,

58; 362/216

FIG. 5 is a bottom view of the lamp shown in FIG. 1.

Features shown in broken lines in the drawings are not part
of the claim.

(56) **References Cited**

U.S. PATENT DOCUMENTS

D429,348 S * 8/2000 Holzer D26/3

1 Claim, 2 Drawing Sheets

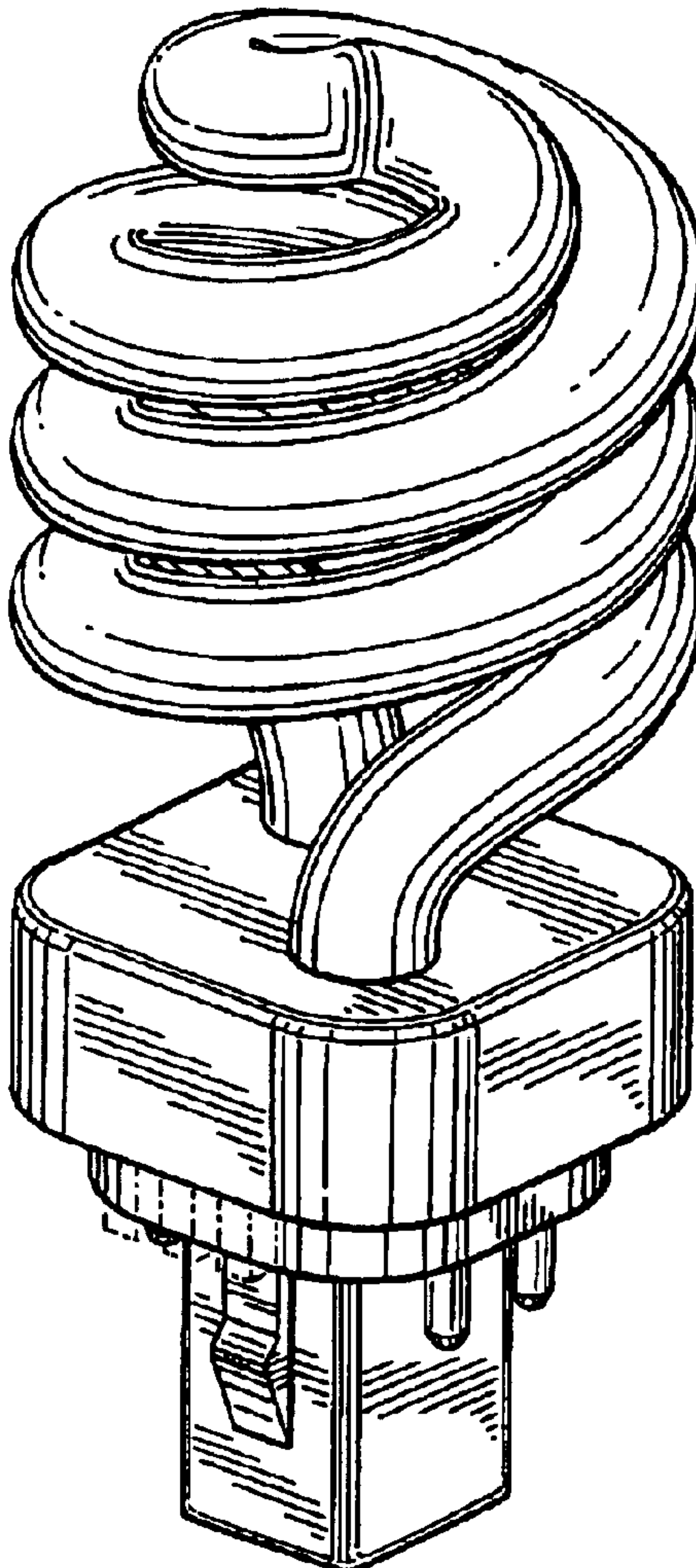


FIG. 1

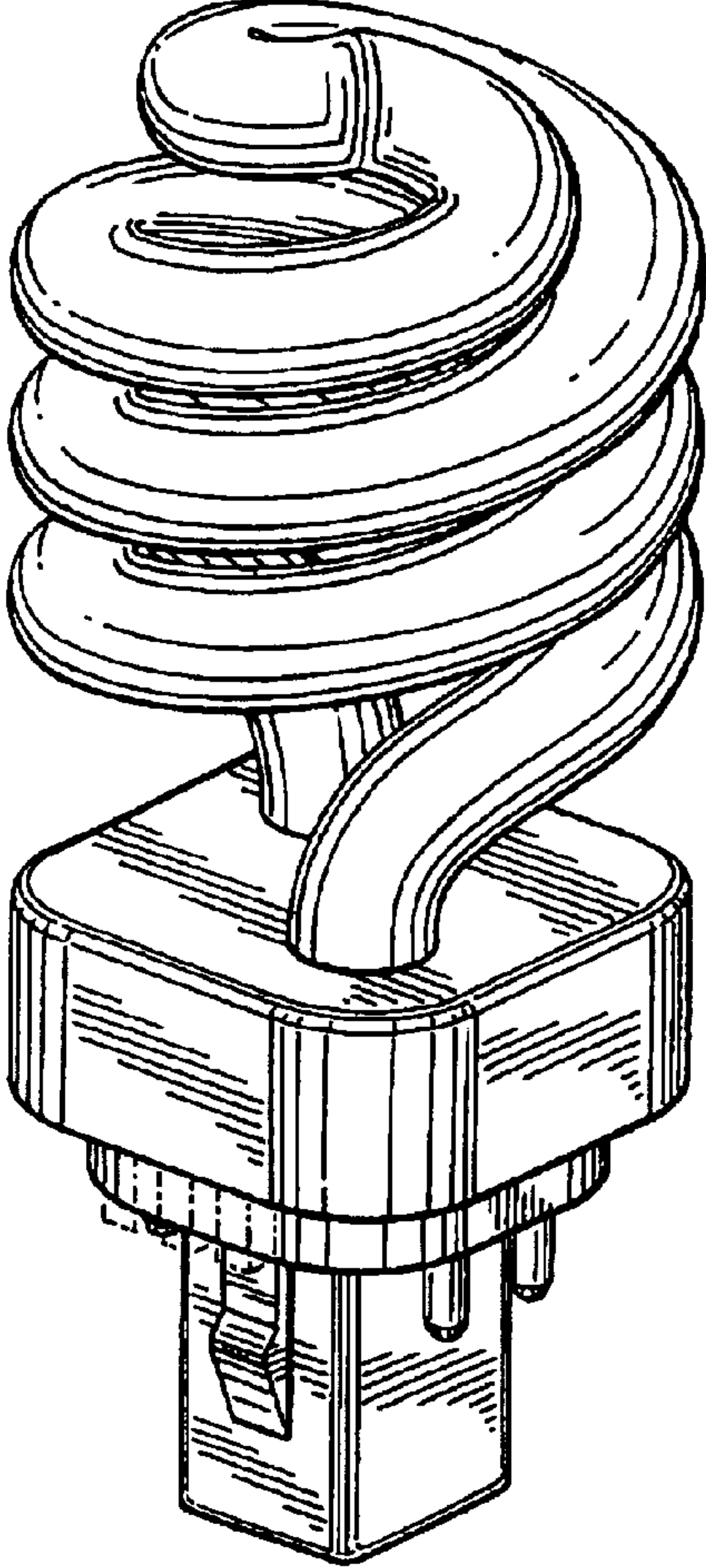
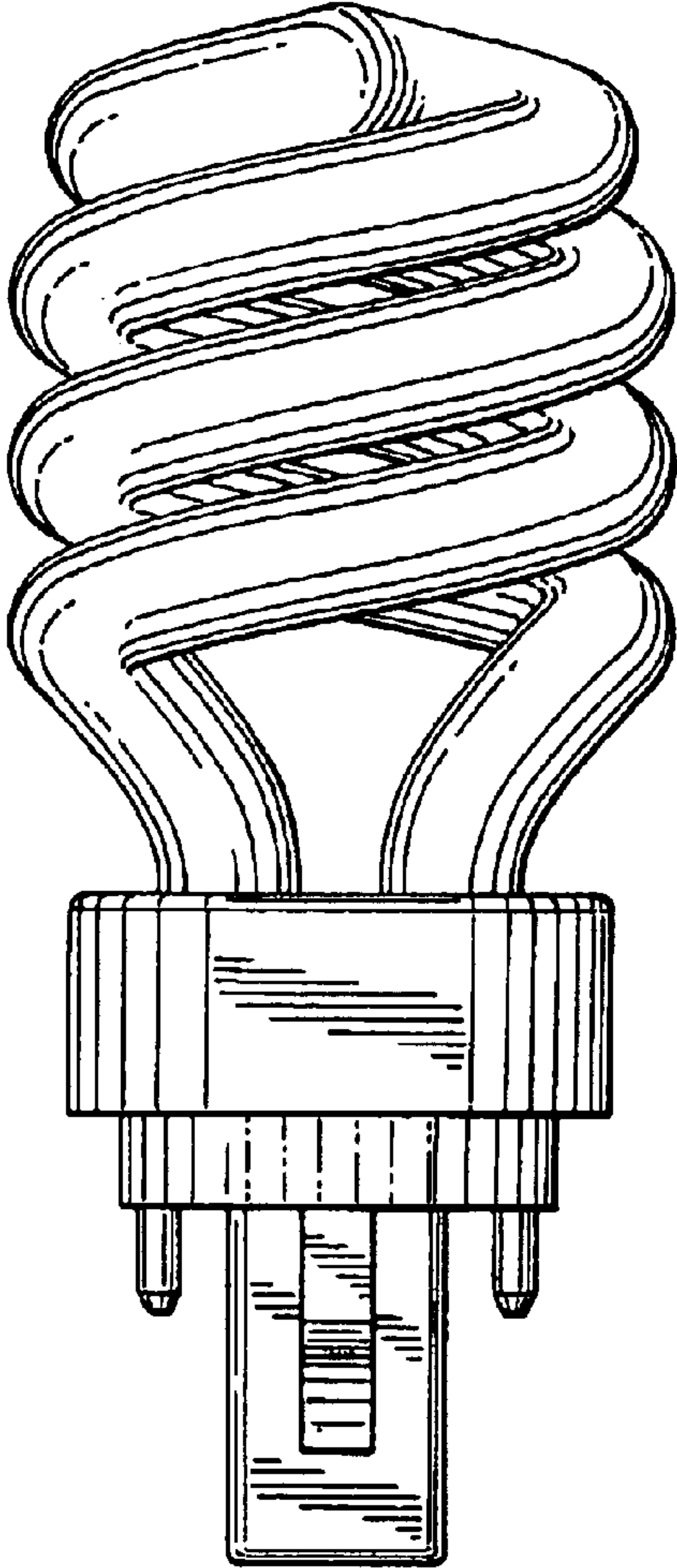


FIG. 2

FIG. 3

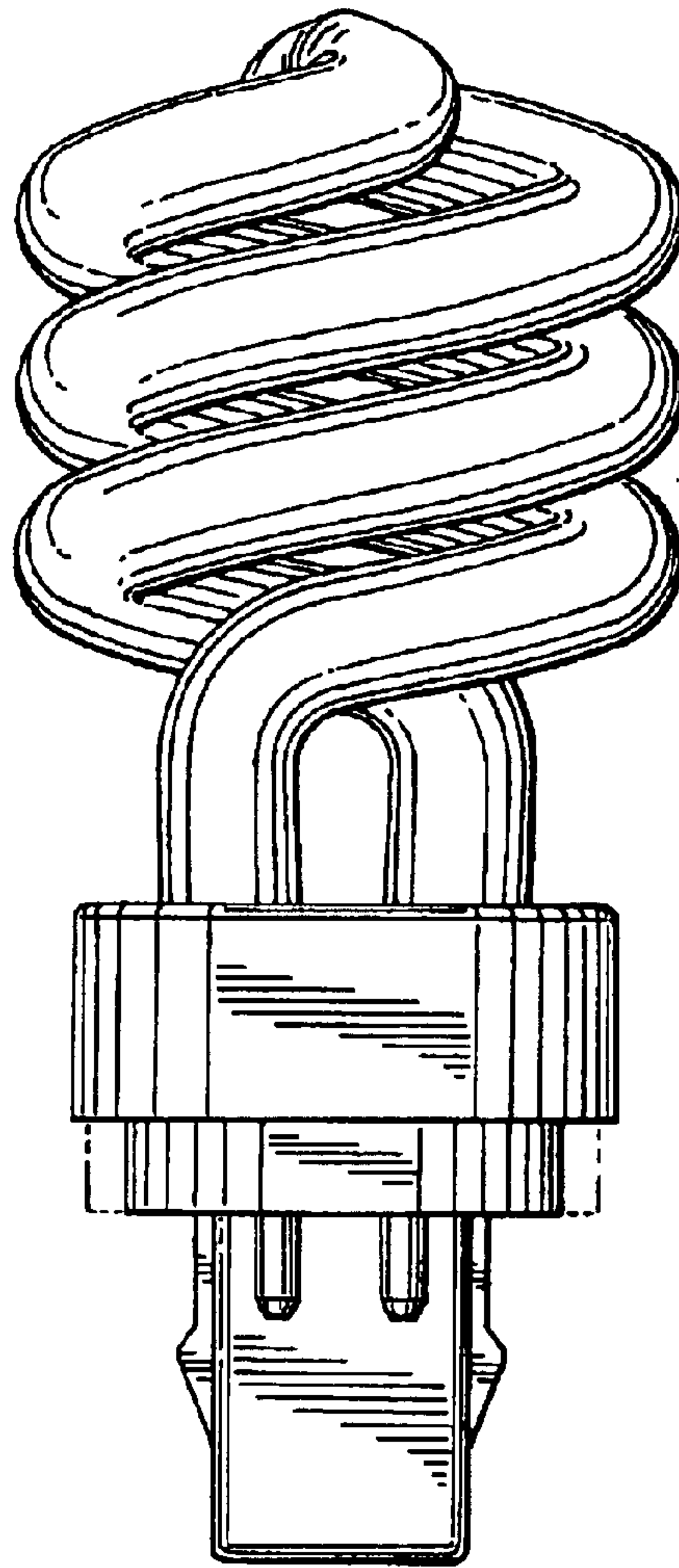


FIG. 4




FIG. 5

