

US00D498300S

(12) **United States Design Patent** (10) **Patent No.:** **US D498,300 S**
Karl-Heinz (45) **Date of Patent:** **** Nov. 9, 2004**

- (54) **CIRCULAR PUNCH**
(75) Inventor: **Stephan Karl-Heinz, Wurmlingen (DE)**
(73) Assignee: **Karl Storz GmbH & Co. KG (DE)**
(**) Term: **14 Years**
(21) Appl. No.: **29/195,491**
(22) Filed: **Dec. 12, 2003**

Related U.S. Application Data

- (62) Division of application No. 29/164,094, filed on Jul. 17, 2002.

(30) Foreign Application Priority Data

Jan. 18, 2002 (DE) 402 00 383

- (51) **LOC (7) Cl.** **24-02**
(52) **U.S. Cl.** **D24/146; D26/147**
(58) **Field of Search** **D8/57; D24/133, D24/145, 146, 147, 148; 606/174, 184; 128/305**

(56) References Cited

U.S. PATENT DOCUMENTS

2,541,246 A * 2/1951 Held D24/148
D183,391 S * 8/1958 Kaplan D8/57
3,006,344 A * 10/1961 Vogelfanger 606/143
4,043,343 A * 8/1977 Williams 606/207
D252,185 S * 6/1979 Akamatsu D8/387
D281,721 S * 12/1985 Scanlan D24/147
D289,437 S * 4/1987 Honkanen D24/148
5,269,797 A * 12/1993 Bonati et al. 606/170

D362,908 S * 10/1995 Shutt et al. D24/143
5,474,571 A * 12/1995 Lang 606/205
5,478,347 A * 12/1995 Aranyi 606/170
5,910,153 A * 6/1999 Mayenberger 606/184
6,096,058 A * 8/2000 Boche 606/205

OTHER PUBLICATIONS

FESS—Instruments for Endoscopic Diagnosis, Surgery and Postoperative Treatment of the Paranasal Sinuses and Anterior Skull Base; Karl Storz—Endoskope; SI-FESS 11; 3–99.

* cited by examiner

Primary Examiner—Clare E Hefflin

(74) *Attorney, Agent, or Firm*—St. Onge Steward Johnston & Reens LLC

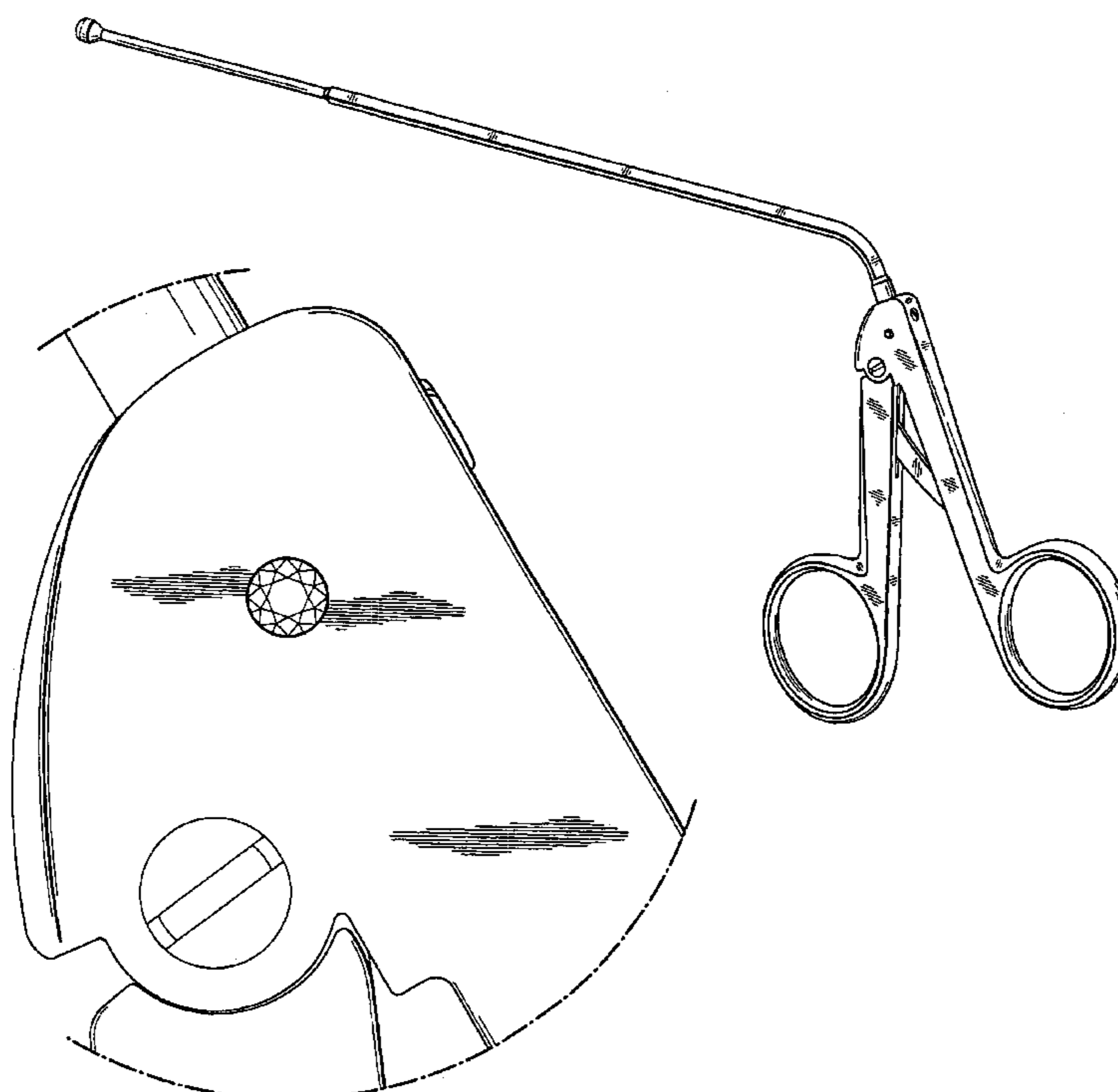
(57) CLAIM

I claim the ornamental design for circular punch, as shown and described.

DESCRIPTION

FIG. 1 is a front perspective view of a circular punch in accordance with the new design as seen from the right side, rear and above;
FIG. 2 is a right side view thereof;
FIG. 3 is a left side view thereof;
FIG. 4 is a rear view thereof;
FIG. 5 is a front view thereof;
FIG. 6 is a top view thereof;
FIG. 7 is a bottom view thereof;
FIG. 8 is a fragmentary detailed perspective view thereof, as seen from the right side, rear and above; and,
FIG. 9 is a fragmentary detailed right view thereof.

1 Claim, 6 Drawing Sheets



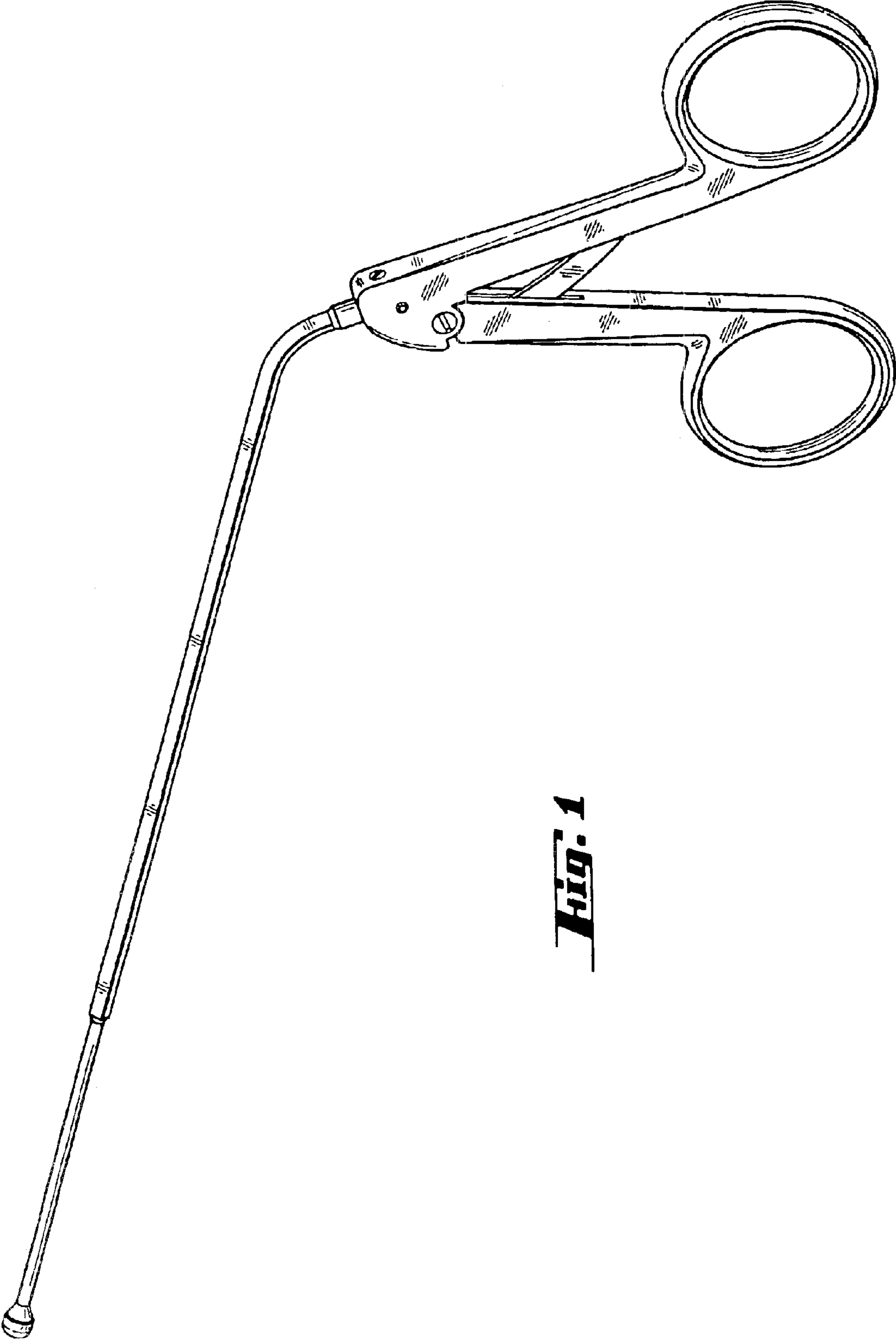


FIG. 1

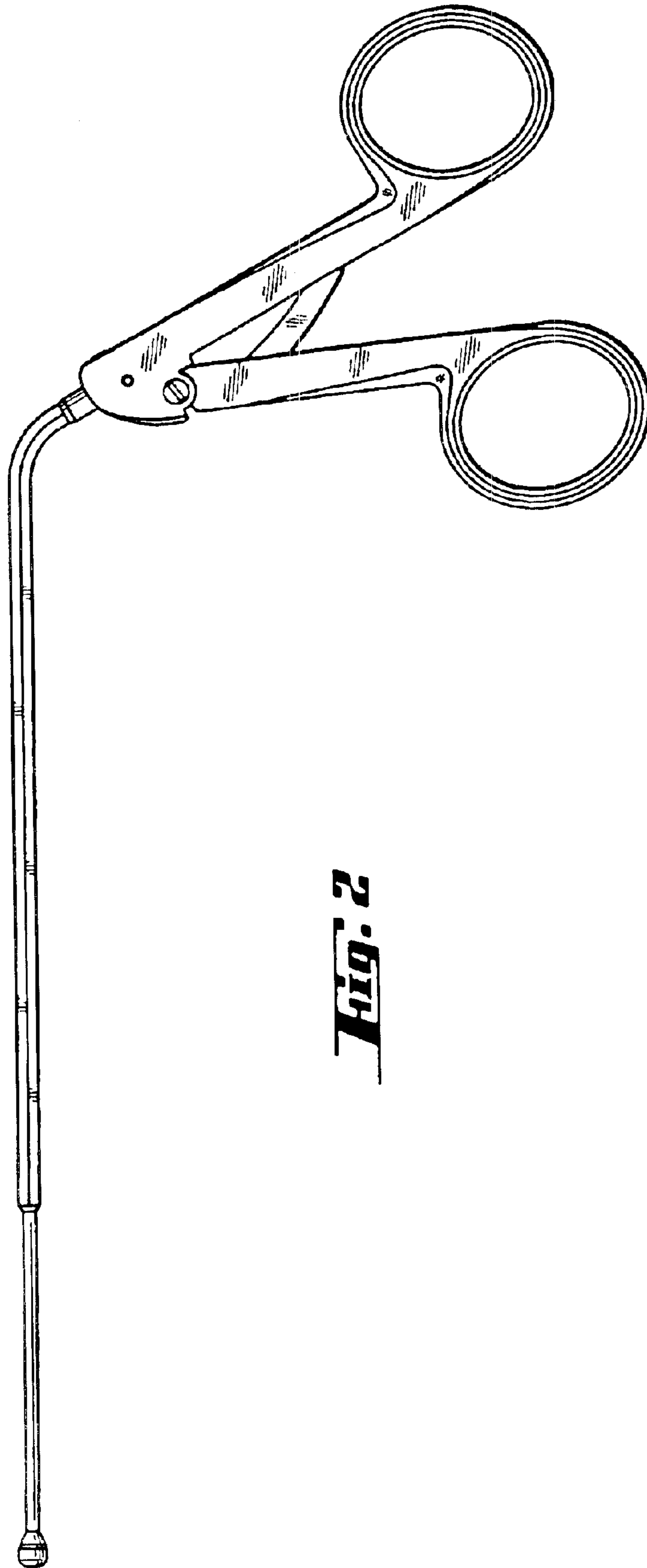


Fig. 2

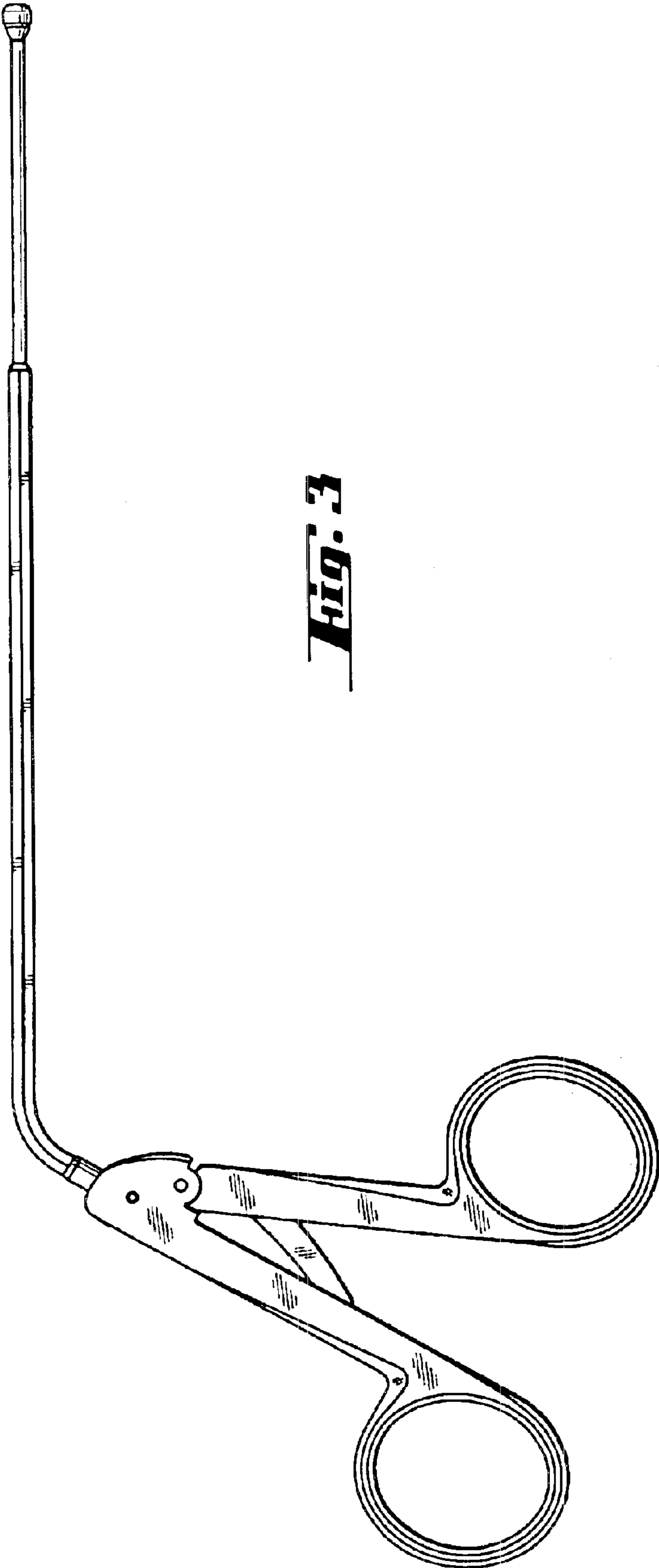


Fig. 3




Fig. 5




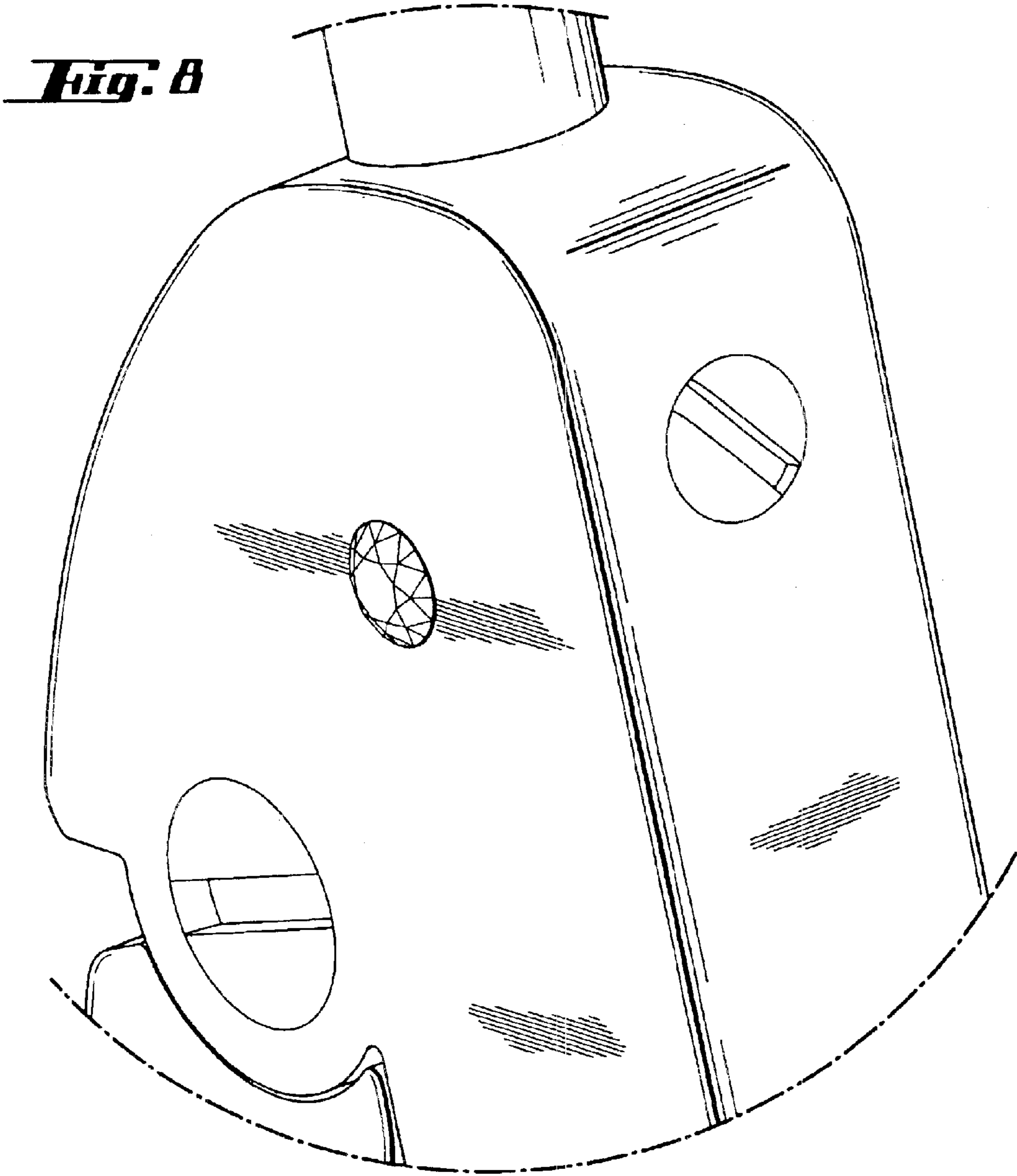
Fig. 4

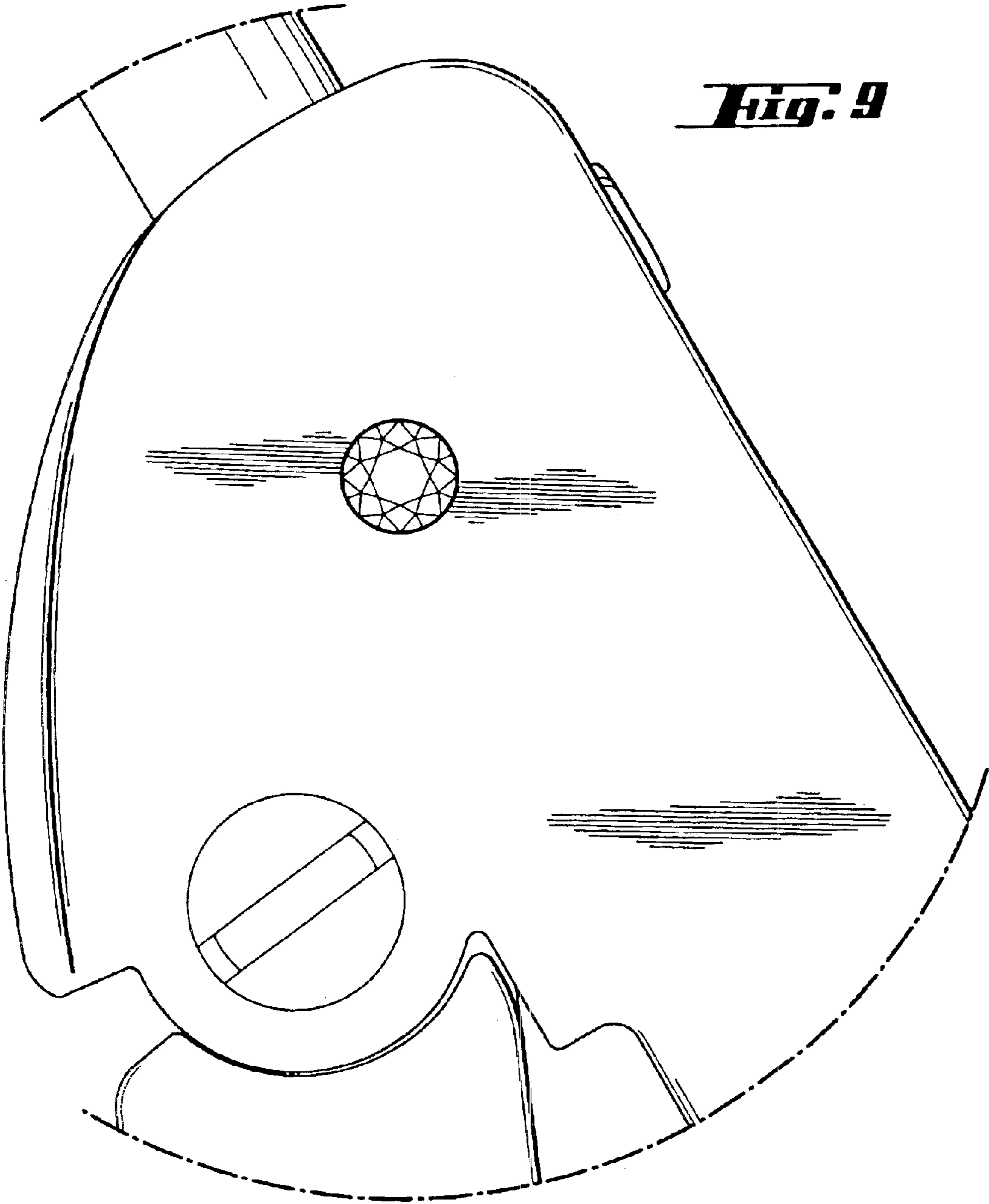


Fig. 6



Fig. 7





UNITED STATES PATENT AND TRADEMARK OFFICE
CERTIFICATE OF CORRECTION

PATENT NO. : Des. 498,300 S
DATED : November 9, 2004
INVENTOR(S) : Stephan Karl-Heinz

Page 1 of 1

It is certified that error appears in the above-identified patent and that said Letters Patent is hereby corrected as shown below:

Title page.

Item [75], Inventor, should read -- **Karl-Heinz Stephan**, Wurmlingen (DE) --.

Signed and Sealed this

Twenty-third Day of August, 2005

A handwritten signature in black ink that reads "Jon W. Dudas". The signature is written in a cursive style with a large, looped initial "J".

JON W. DUDAS

Director of the United States Patent and Trademark Office