

US00D498292S

(12) **United States Design Patent**  
**Piatt**

(10) **Patent No.:** **US D498,292 S**  
(45) **Date of Patent:** **\*\* Nov. 9, 2004**

(54) **LAVATORY**

- (75) Inventor: **James M. Piatt**, Sheboygan Falls, WI (US)
- (73) Assignee: **Kohler Co.**, Kohler, WI (US)
- (\*\*) Term: **14 Years**
- (21) Appl. No.: **29/179,156**
- (22) Filed: **Apr. 4, 2003**

**Related U.S. Application Data**

- (63) Continuation-in-part of application No. 29/158,619, filed on Apr. 4, 2002, now Pat. No. Des. 479,586, which is a continuation-in-part of application No. 29/153,935, filed on Oct. 26, 2001.
- (51) **LOC (7) Cl.** ..... **23-02**
- (52) **U.S. Cl.** ..... **D23/293.1**
- (58) **Field of Search** ..... D23/270–271, D23/273, 284–285, 290–292, 293.1, 303, 308; 4/664–665, 619, 522, 623–624, 639–642, 650–651, 660–661

(56) **References Cited**

**U.S. PATENT DOCUMENTS**

D35,008 S	*	8/1901	Clow	.....	D23/293.1
D299,166 S		12/1988	Reid	.....	D23/294
D462,424 S	*	9/2002	McKeone	.....	D23/293.1
D472,617 S	*	4/2003	Lanius	.....	D23/292
D479,586 S	*	9/2003	Piatt	.....	D23/284

**OTHER PUBLICATIONS**

Undated Jacob Delaton catalog ad showing oval lavatories, admitted prior art.  
 Undated Bates catalog ad showing oval lavatories, admitted prior art.  
 Undated Bates catalog ad showing oval lavatories, admitted prior art.  
 2002 Kohler catalog ad showing a “Purist Wet Surface” lavatory.

\* cited by examiner

*Primary Examiner*—Robert A. Delehanty

(74) *Attorney, Agent, or Firm*—Quarles & Brady LLP

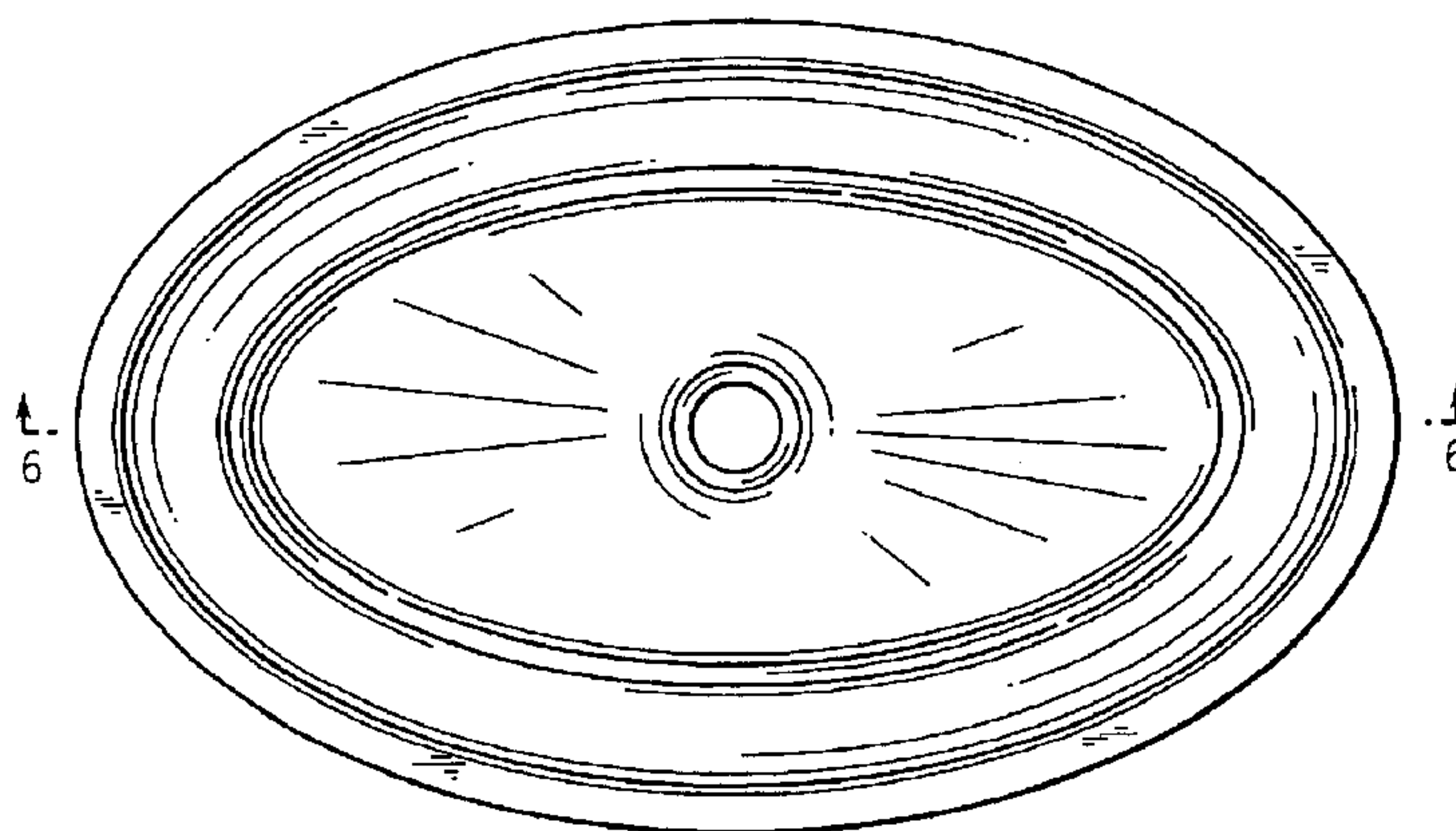
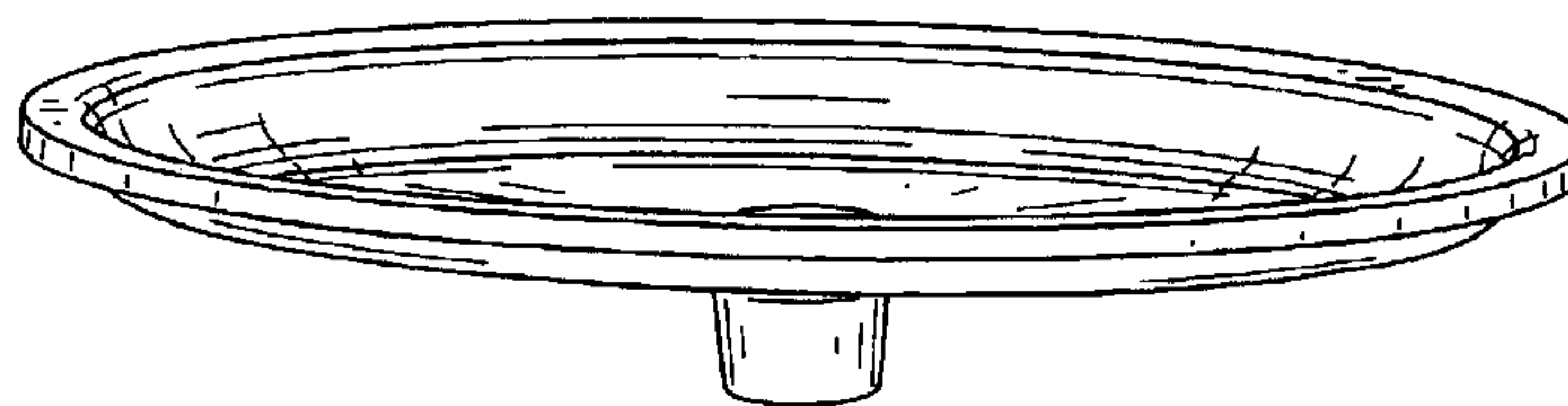
(57) **CLAIM**

The ornamental design for a lavatory, as shown and described.

**DESCRIPTION**

FIG. 1 is a right, top, front perspective view of a receptor for a lavatory embodying my new design;  
 FIG. 2 is a top plan view thereof;  
 FIG. 3 is a front elevational view thereof, the rear elevational view being a mirror image of the front elevational view shown;  
 FIG. 4 is a right side elevational view thereof, the left side elevational view being a mirror image of the right side shown;  
 FIG. 5 is a bottom plan view thereof; and,  
 FIG. 6 is a cross-sectional view thereof taken along line 6—6 of FIG. 2.

**1 Claim, 3 Drawing Sheets**






FIG. 1

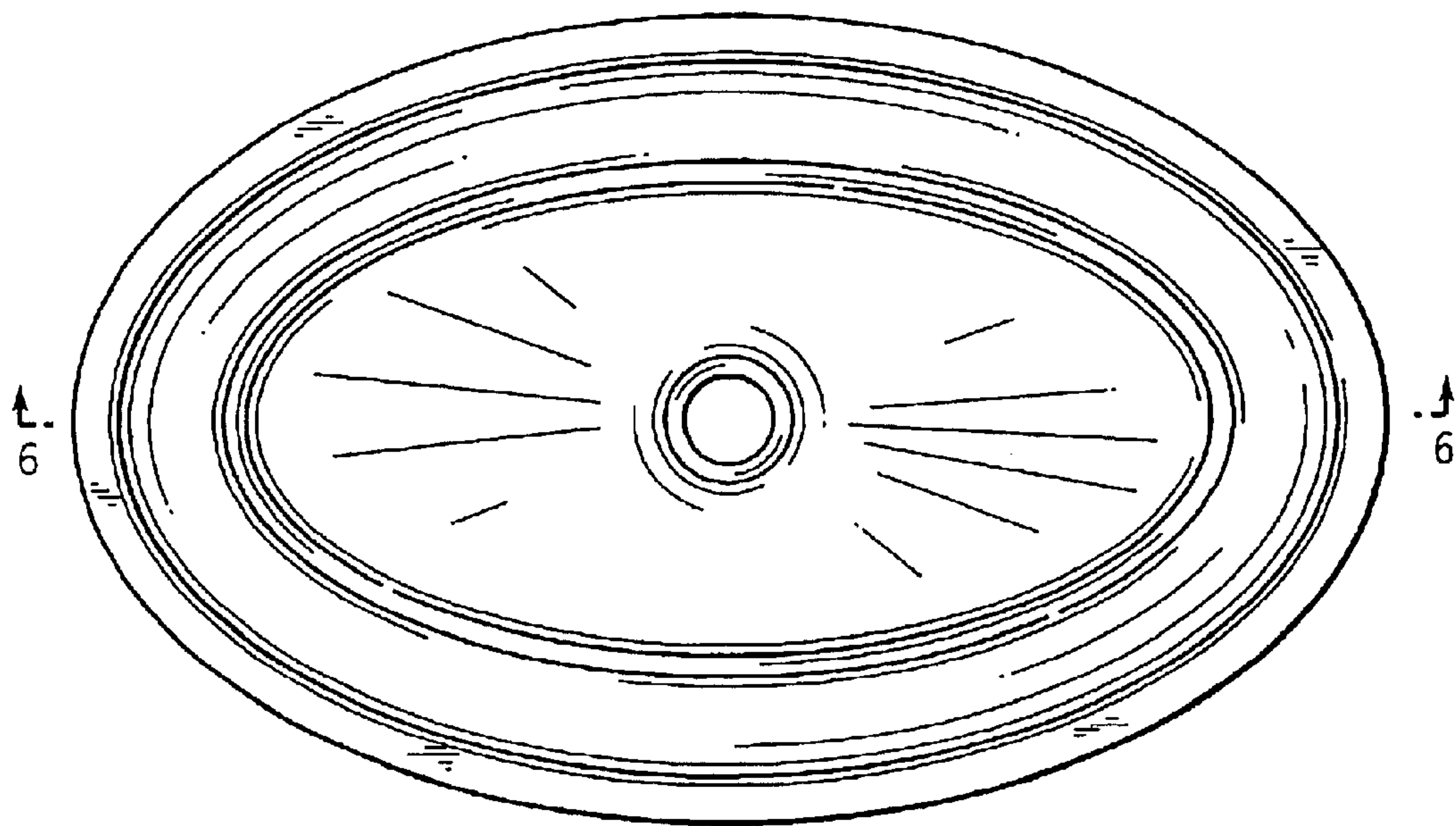


FIG. 2




FIG. 3




FIG. 4

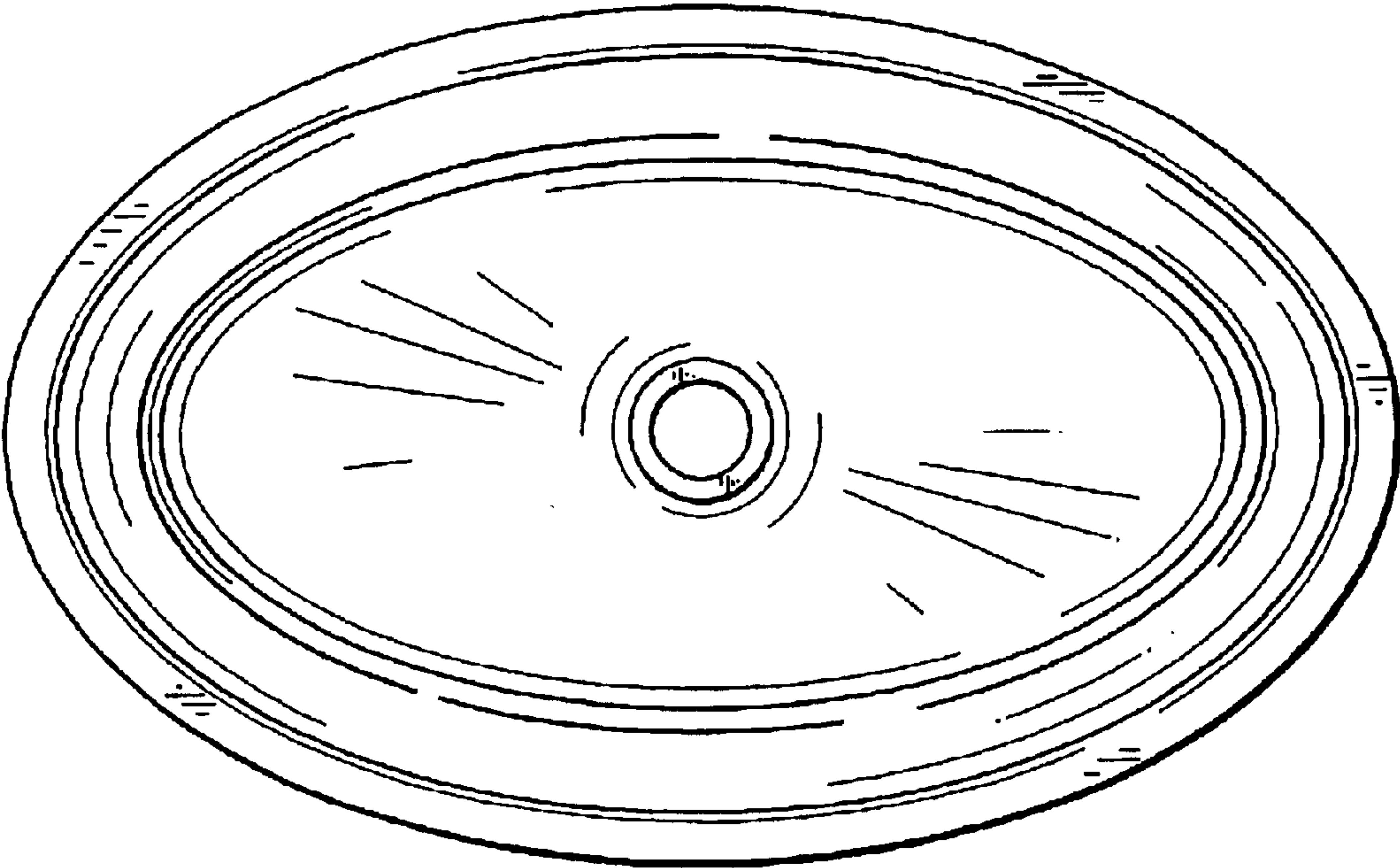


FIG. 5




FIG. 6