

US00D498288S

(12) **United States Design Patent**  
**Chen**

(10) **Patent No.:** **US D498,288 S**

(45) **Date of Patent:** **\*\* Nov. 9, 2004**

(54) **LONG PISTOL NOZZLE**

D479,302 S \* 9/2003 Chen ..... D23/213

(76) **Inventor:** **Chin-Yuan Chen**, No. 75, Liao Tsuoh Lane, Liao Tsuoh Li, Lu-Kang Chen, Chang-Hua Hsien (TW)

\* cited by examiner

*Primary Examiner*—Robin V. Taylor  
(74) *Attorney, Agent, or Firm*—Charles E. Baxley

(\*\*) **Term:** **14 Years**

(57) **CLAIM**

(21) **Appl. No.:** **29/191,986**

I claim the ornamental design for a long pistol nozzle, as shown and described.

(22) **Filed:** **Oct. 17, 2003**

**DESCRIPTION**

(51) **LOC (7) Cl.** ..... **23-01**

(52) **U.S. Cl.** ..... **D23/223**

(58) **Field of Search** ..... D23/213, 223,  
D23/226; 239/280, 281, 532

FIG. 1 is an upper perspective view of the long pistol nozzle showing my design.

FIG. 2 is a front view thereof;

FIG. 3 is a back view thereof;

FIG. 4 is a side view thereof;

FIG. 5 is an opposite side view thereof;

FIG. 6 is a top view thereof; and,


FIG. 7 is a bottom view thereof.

(56) **References Cited**

**U.S. PATENT DOCUMENTS**

D353,874 S	*	12/1994	Clivio	.....	D23/213
D359,547 S	*	6/1995	Wang	.....	D23/223
D425,603 S	*	5/2000	Guo	.....	D23/226
6,230,985 B1	*	5/2001	Wang	.....	239/273

**1 Claim, 6 Drawing Sheets**






FIG.1

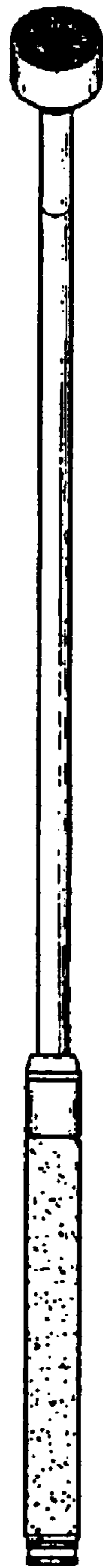


FIG. 2

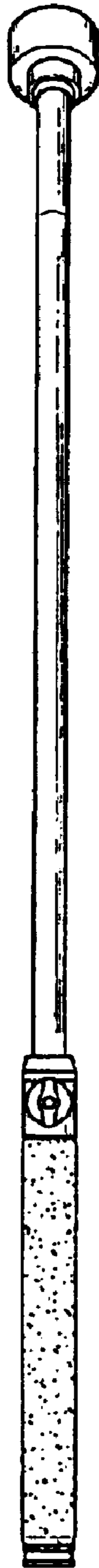


FIG.3

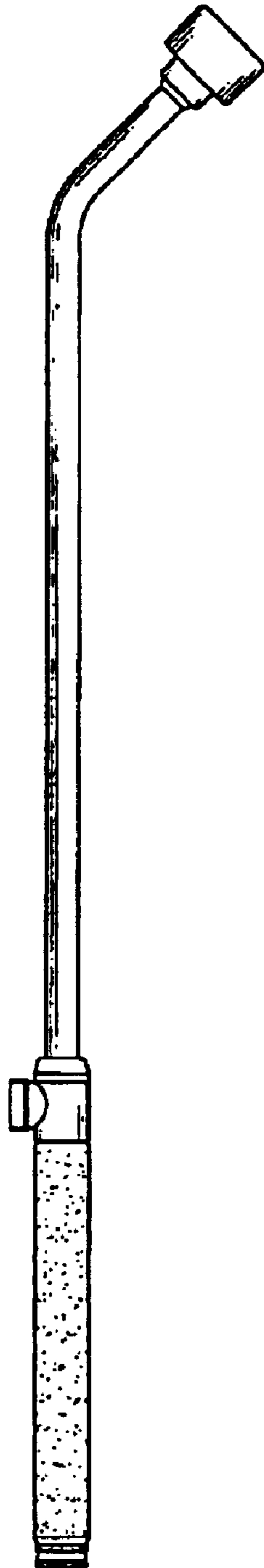


FIG. 4

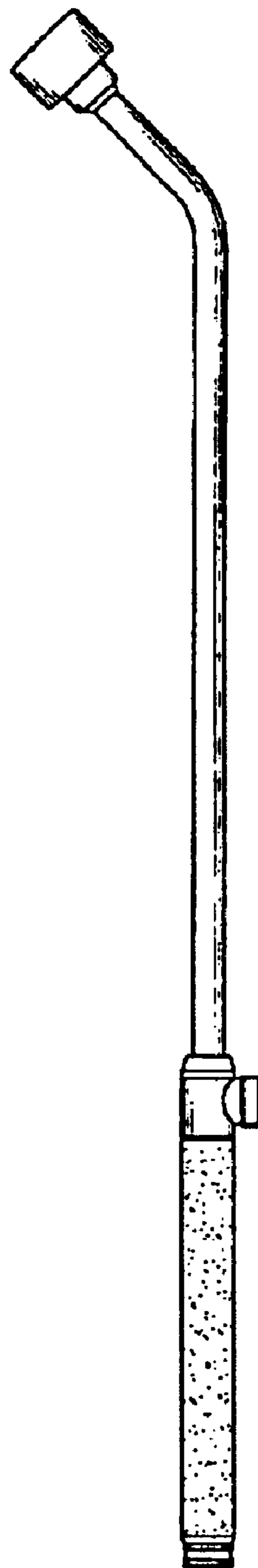


FIG.5



FIG. 6



FIG. 7