

US00D498278S

(12) **United States Design Patent**  
**D'Agostino**

(10) **Patent No.:** **US D498,278 S**

(45) **Date of Patent:** **\*\* Nov. 9, 2004**

(54) **BALL RETRIEVER FOR A RACKET**

D366,681 S \* 1/1996 Hodges ..... D21/730  
5,947,850 A 9/1999 Gray

(76) Inventor: **Robert D. D'Agostino**, 19 Ellendale Rd., South Attleboro, MA (US) 02703

\* cited by examiner

(\*\*) Term: **14 Years**

*Primary Examiner*—Mitchell Siegel  
(74) *Attorney, Agent, or Firm*—Salter & Michaelson

(21) Appl. No.: **29/191,479**

(57) **CLAIM**

(22) Filed: **Oct. 8, 2003**

The ornamental design for a ball retriever for a racket, as shown and described.

(51) **LOC (7) Cl.** ..... **21-02**

(52) **U.S. Cl.** ..... **D21/753; D21/729**

(58) **Field of Search** ..... D21/729-732,  
D21/753, 727; 473/524-526, 531-557,  
517

**DESCRIPTION**

FIG. 1 is a front perspective view of a ball retriever for a racket showing my new design in an affixed position with a ball in place.

FIG. 2 is a front perspective view of the ball retriever for a racket;

FIG. 3 is a front elevational view thereof;

FIG. 4 is a rear elevational view thereof;

FIG. 5 is a top plan view thereof;

FIG. 6 is a bottom plan view thereof;

FIG. 7 is a left side view thereof; and,

FIG. 8 is a right side view thereof.


The portions shown in broken lines are included for illustrative purposes only and form no part of the claimed design.

(56) **References Cited**

**U.S. PATENT DOCUMENTS**

3,874,666 A	4/1975	Ross	
3,989,247 A	11/1976	Zimmerman	
4,088,320 A	5/1978	Brock	
4,815,738 A	3/1989	DiFranco	
4,834,393 A *	5/1989	Feldi	473/474
4,993,712 A *	2/1991	Urwin	473/517
5,056,786 A *	10/1991	Bellettini et al.	473/474
5,383,661 A	1/1995	Beck	
D355,232 S *	2/1995	Hodges	D21/730

**1 Claim, 4 Drawing Sheets**






FIG. 1

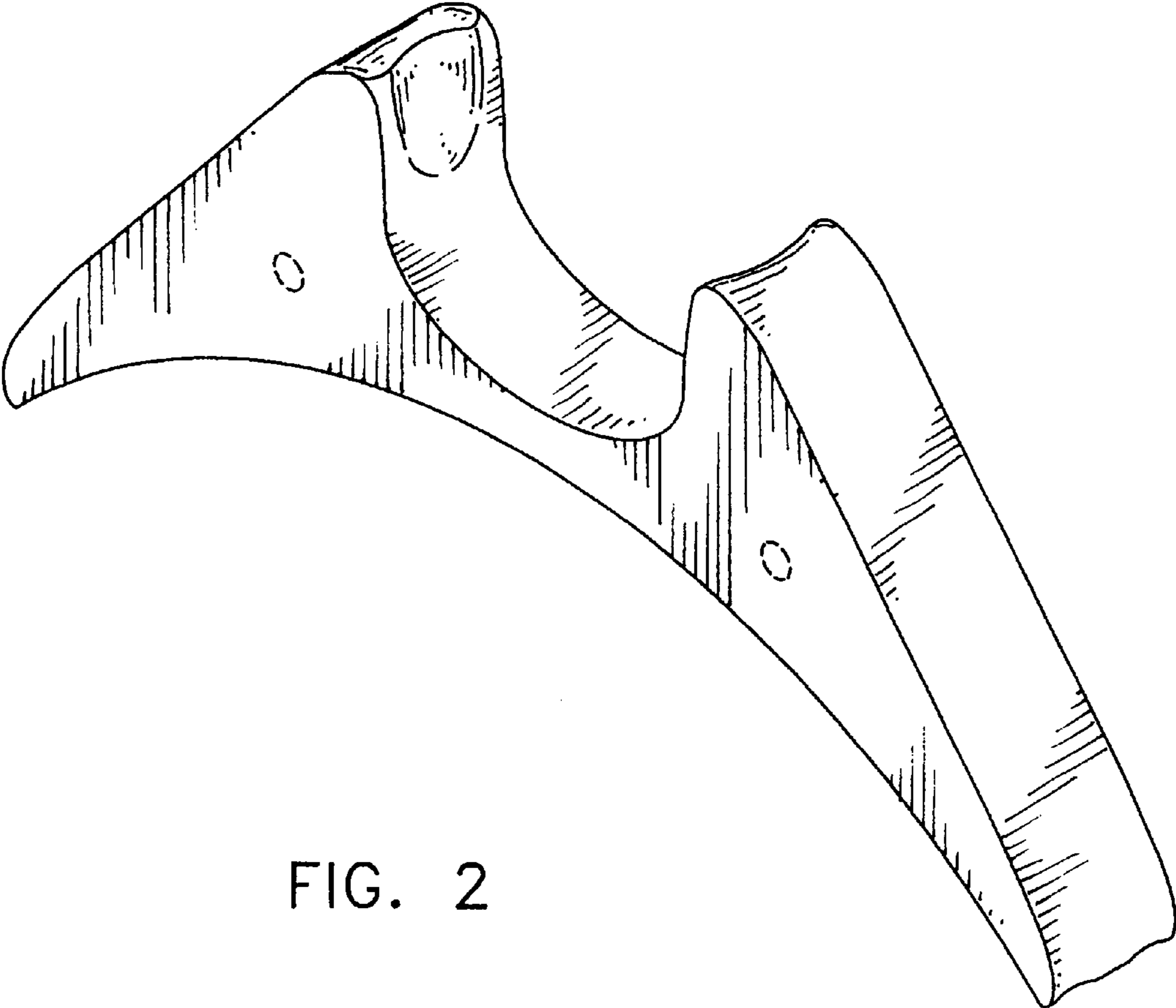


FIG. 2

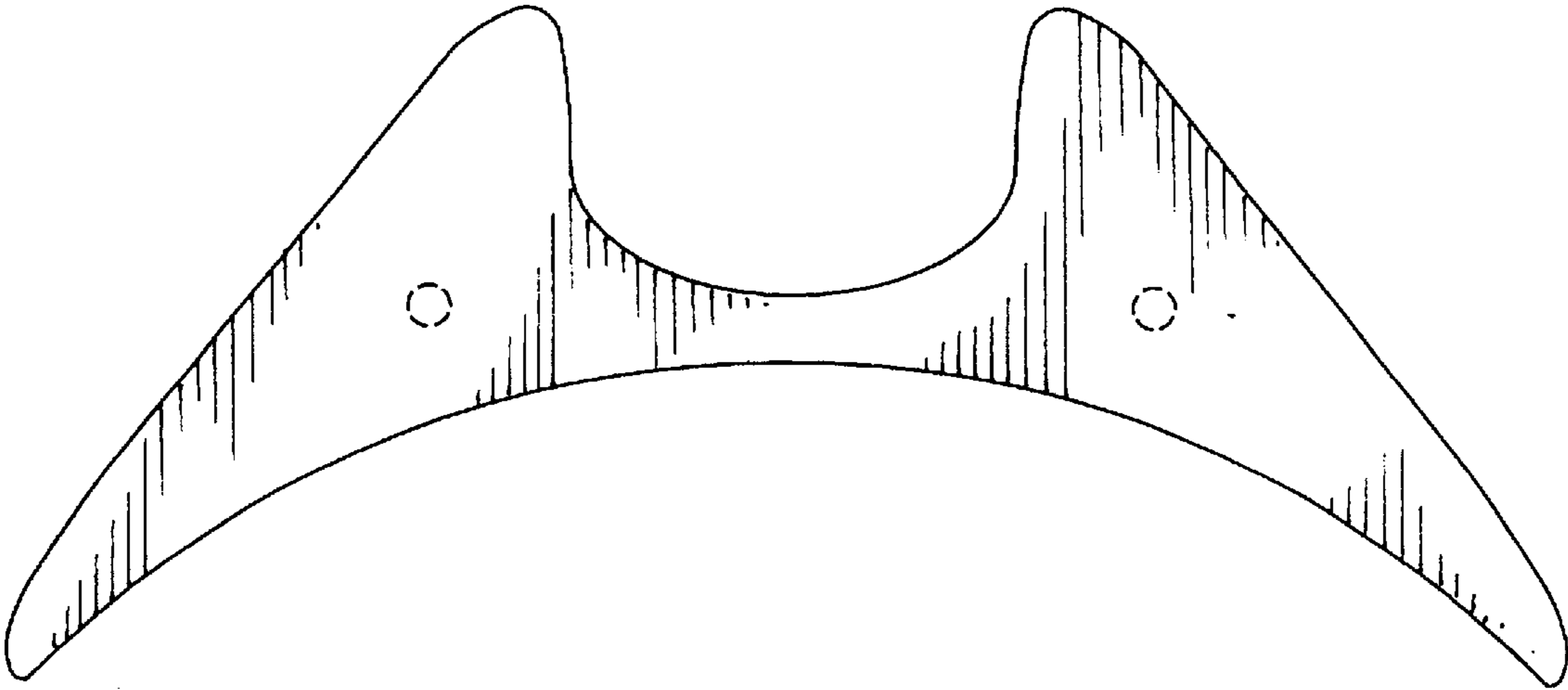


FIG. 3

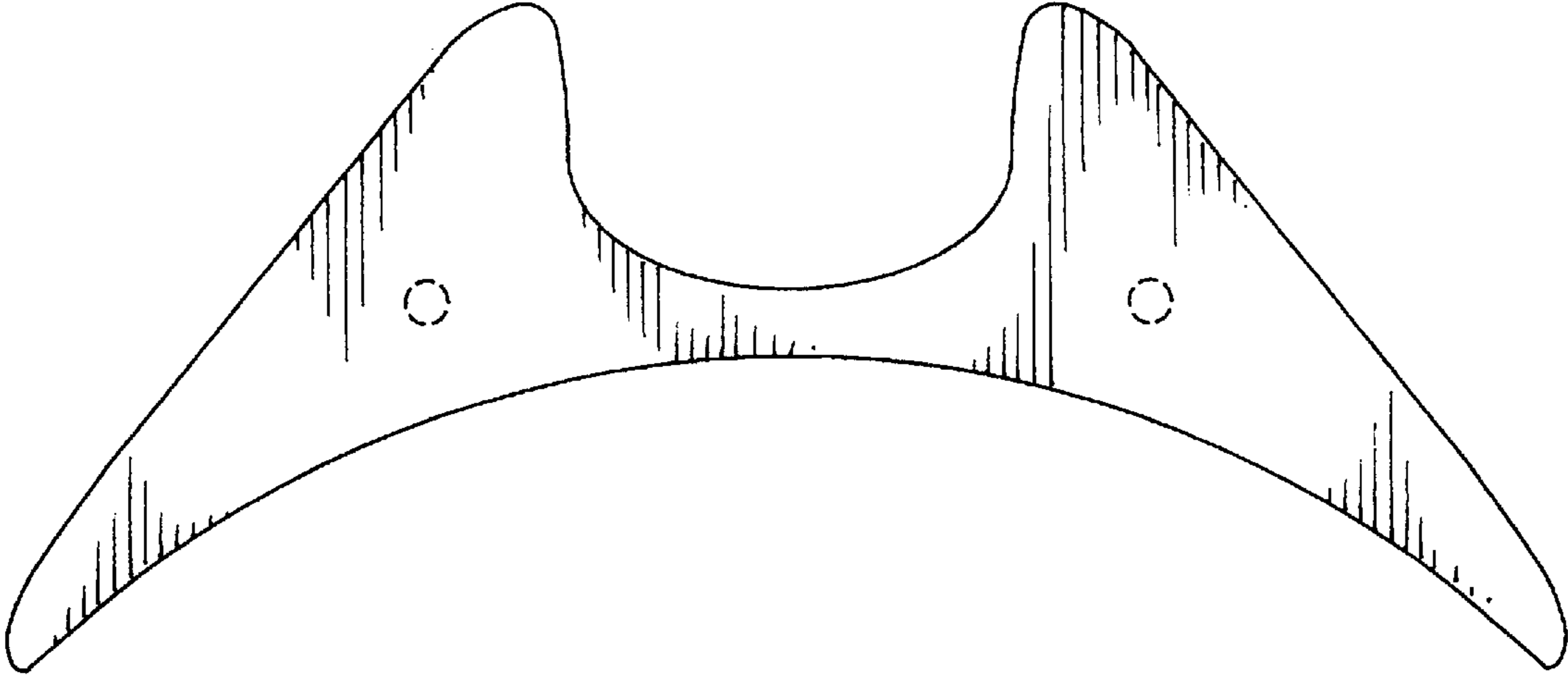


FIG. 4

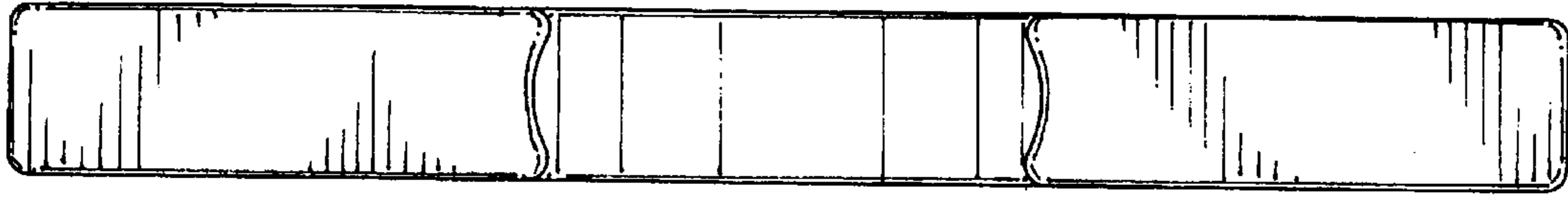


FIG. 5




FIG. 6




FIG. 7




FIG. 8