

US00D498273S

(12) **United States Design Patent**
Kuo

(10) **Patent No.:** **US D498,273 S**
(45) **Date of Patent:** **** Nov. 9, 2004**

- (54) **DUMBBELL**
- (75) Inventor: **Michael Kuo, Taipei (TW)**
- (73) Assignee: **Test Rite International Company, LTD (TW)**
- (**) Term: **14 Years**
- (21) Appl. No.: **29/185,953**
- (22) Filed: **Jul. 8, 2003**
- (51) **LOC (7) Cl.** **21-02**
- (52) **U.S. Cl.** **D21/681**
- (58) **Field of Search** D21/662, 680,
D21/681, 682, 683, 684, 672; 482/106,
107, 108, 109, 44, 49

- D339,839 S * 9/1993 Day D21/678
- 5,379,909 A * 1/1995 Roark 215/329
- 5,454,565 A * 10/1995 Ramirez 463/47.2
- D415,803 S * 10/1999 Cousins D21/681
- D418,881 S * 1/2000 Cousins D21/681

* cited by examiner

Primary Examiner—Philip S. Hyder
(74) *Attorney, Agent, or Firm*—Bacon & Thomas, PLLC

(57) **CLAIM**

I claim the ornamental design for a dumbbell, as shown and described.

DESCRIPTION

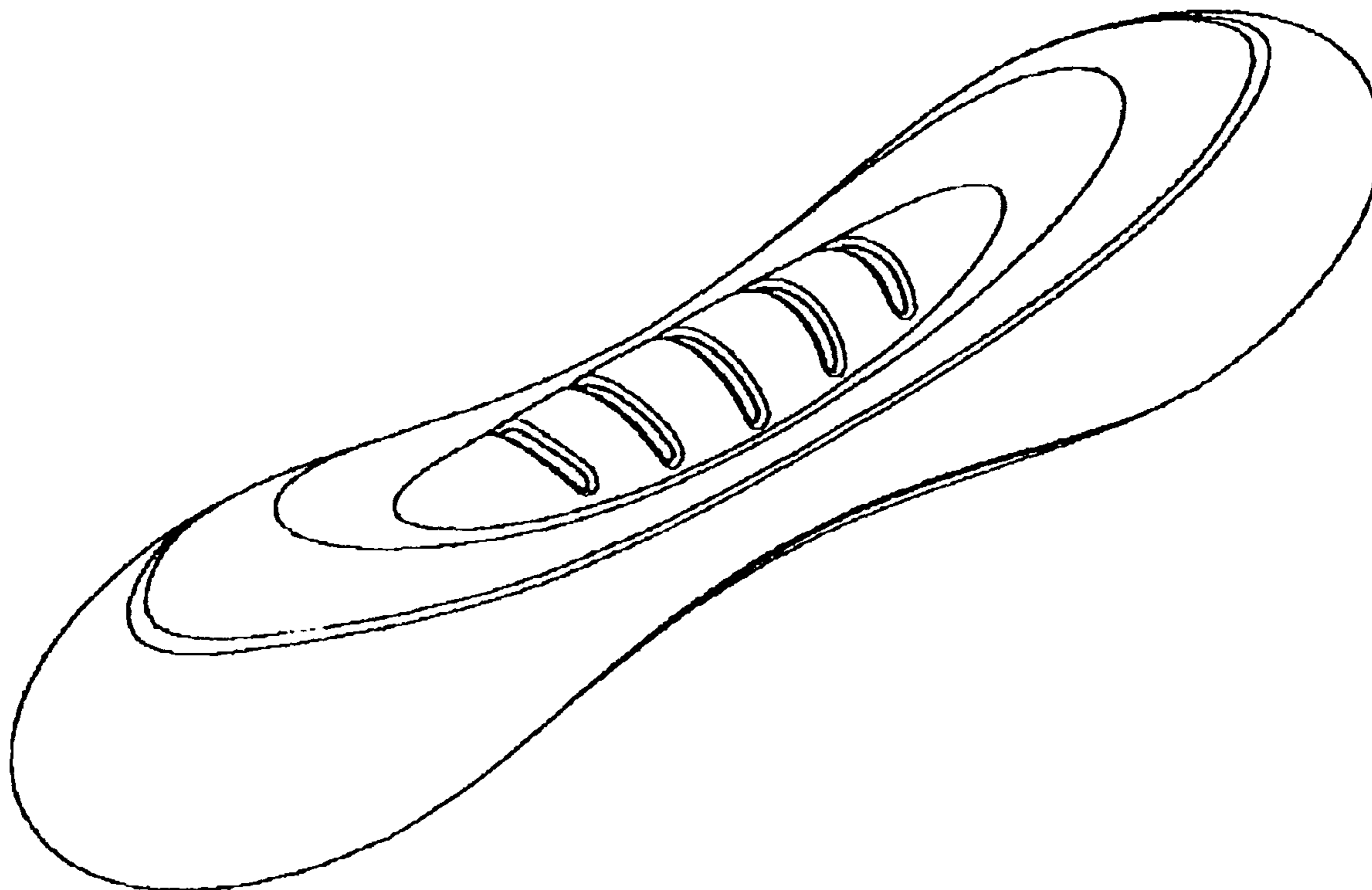
FIG. 1 is a perspective view of a dumbbell showing my new design.
 FIG. 2 is a top plan view thereof;
 FIG. 3 is a bottom plan view thereof;
 FIG. 4 is a left side view thereof;
 FIG. 5 is a right side view thereof;
 FIG. 6 is a front view thereof; and,
 FIG. 7 is a rear view thereof.

(56) **References Cited**

U.S. PATENT DOCUMENTS

- D267,737 S * 1/1983 Wright D21/682
- 4,538,806 A * 9/1985 Wilkerson 482/108
- 4,773,640 A * 9/1988 Kolbel et al. 482/108
- D326,299 S * 5/1992 King et al. D21/681

1 Claim, 2 Drawing Sheets



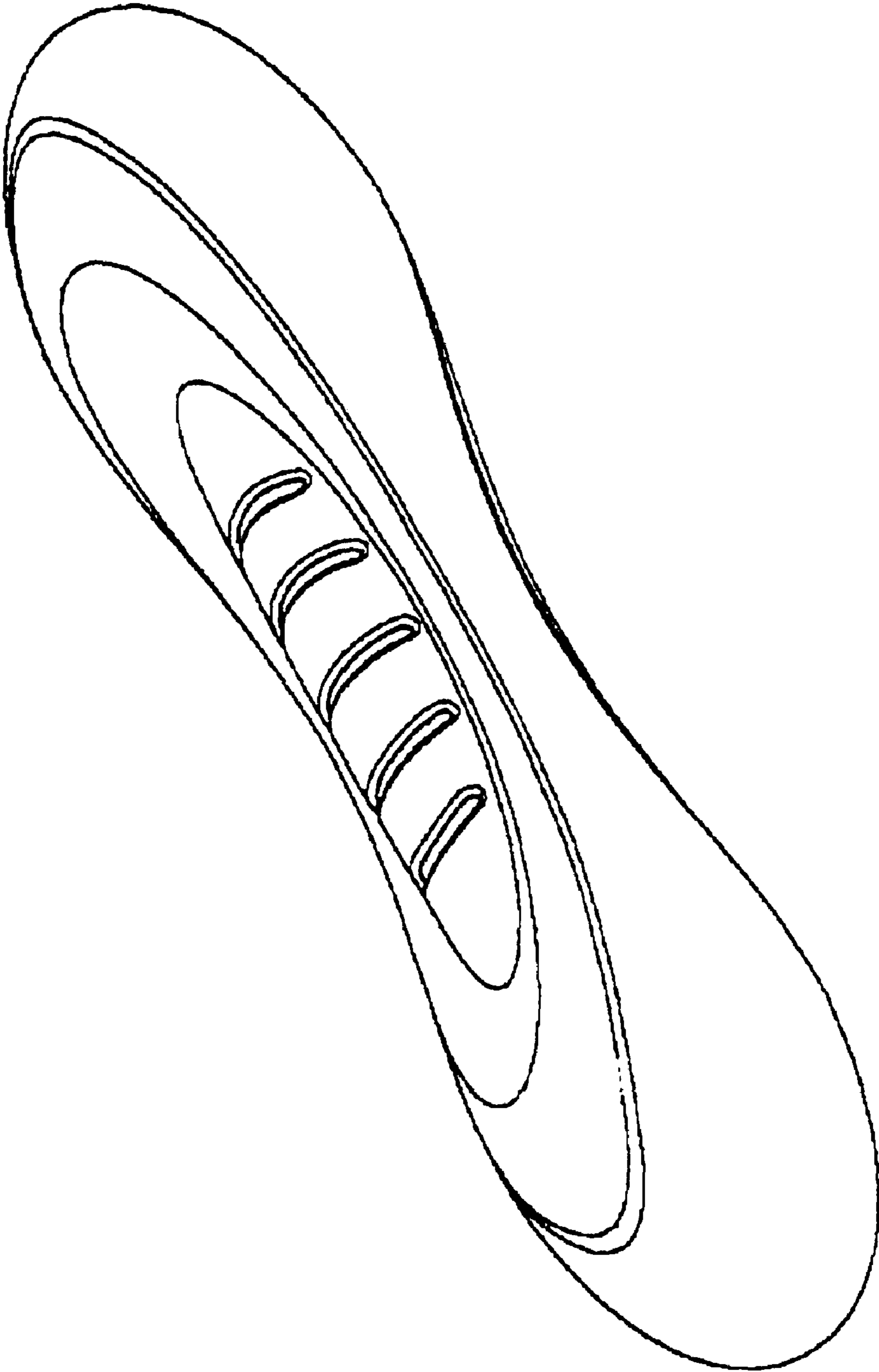


FIG.1

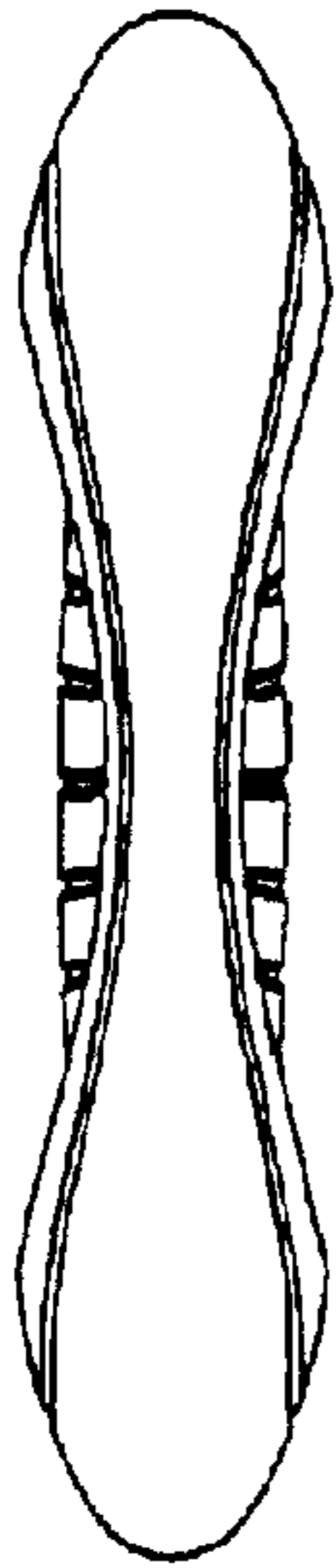


FIG. 6

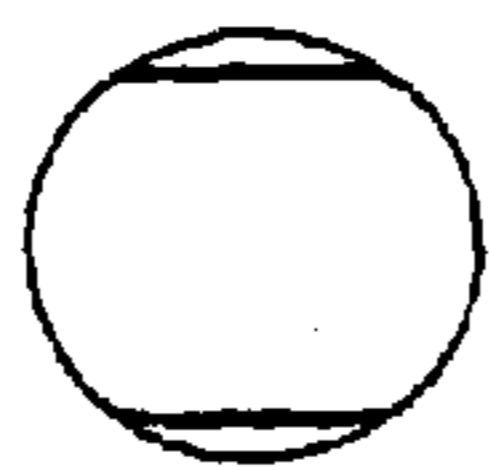


FIG. 4

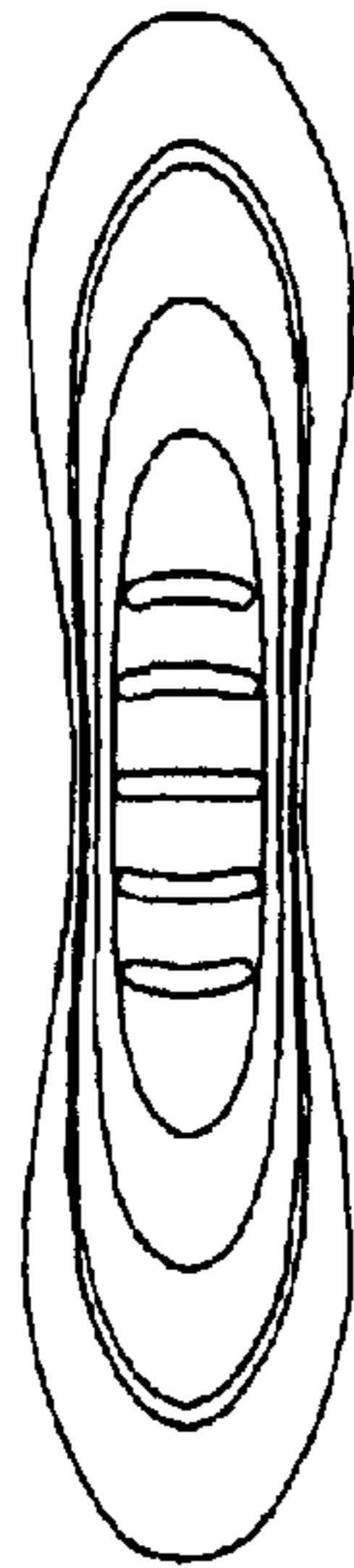


FIG. 2

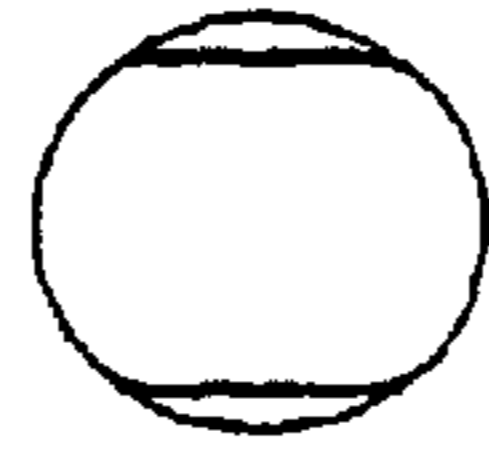


FIG. 5

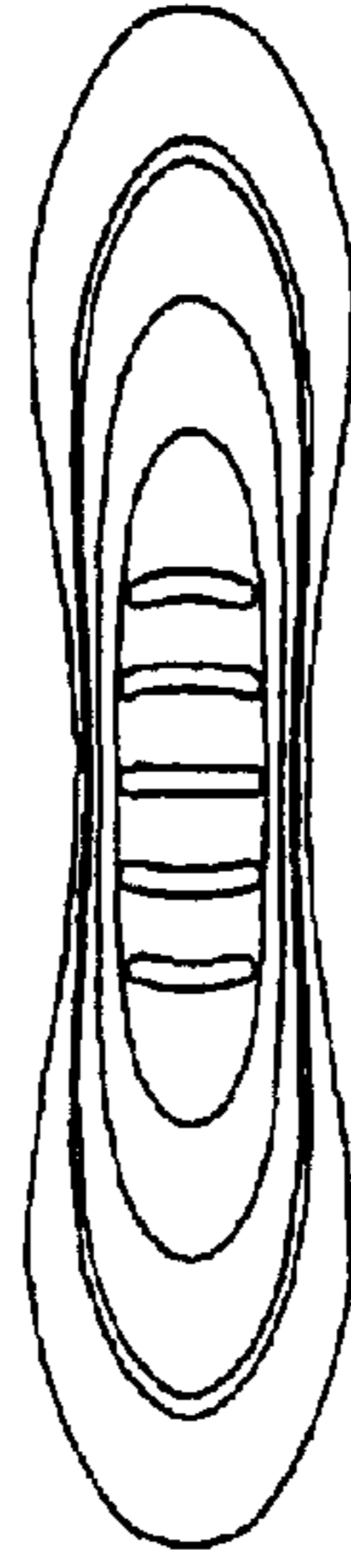


FIG. 3

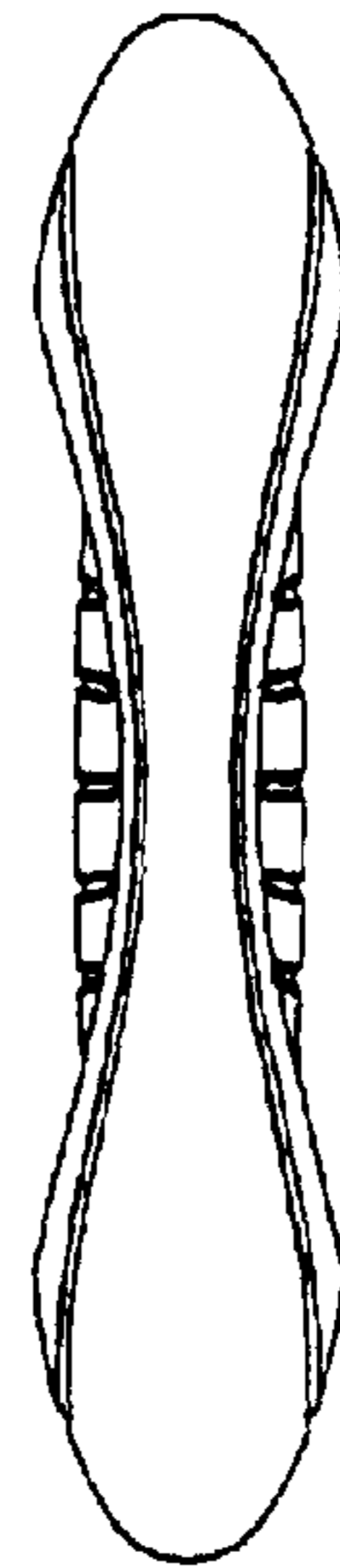


FIG. 7