

US00D498271S

(12) **United States Design Patent** (10) **Patent No.:** **US D498,271 S**  
**Voet et al.** (45) **Date of Patent:** **\*\* Nov. 9, 2004**

(54) **TOY**

(75) Inventors: **Martin A. Voet**, 28451 Avd. La Mancha, San Juan Capistrano, CA (US) 92675; **Suzanne Mills-Winkler**, Long Beach, CA (US); **Donna Tedeia Tucker**, Long Beach, CA (US)

(73) Assignee: **Martin A. Voet**, San Juan Capistrano, CA (US)

(\*\*) Term: **14 Years**

(21) Appl. No.: **29/202,550**

(22) Filed: **Apr. 1, 2004**

(51) **LOC (7) Cl.** ..... **21-01**

(52) **U.S. Cl.** ..... **D21/594; D21/622; D21/631; D21/633**

(58) **Field of Search** ..... D21/594, 621, D21/622, 630, 631, 633, 639, 642, 649; 446/268, 330, 354, 298, 369, 372, 384, 376; D11/160

(56) **References Cited**

**U.S. PATENT DOCUMENTS**

D45,274 S \* 2/1914 Shively ..... D11/160  
D72,027 S \* 2/1927 Ober ..... D21/715  
D156,900 S \* 1/1950 Kipp ..... D11/160  
D161,319 S \* 12/1950 Cope et al. .... D11/160

3,566,537 A \* 3/1971 Tepper et al. .... 446/308  
D311,430 S \* 10/1990 Paris ..... D21/633  
D354,779 S \* 1/1995 Rubright et al. .... D21/631  
D453,034 S \* 1/2002 Turk ..... D21/621

\* cited by examiner

*Primary Examiner*—Lucy Lieberman

(74) *Attorney, Agent, or Firm*—Walter A. Hackler

(57) **CLAIM**

The ornamental design for toy, as shown and described.

**DESCRIPTION**

FIG. 1 is a left side elevation of the present invention, with the arms in a closed position;

FIG. 2 is a front view of the present invention, with arms in a closed position;

FIG. 3 is a right side elevation of the present invention with the arms in a closed position;

FIG. 4 is a rear view of the present invention with arms in a closed position;


FIG. 5 is a top view of the present invention with arms in a closed position;

FIG. 6 is a front view of the present invention with the arms shown in an open position and the hair shown in a rotated position; and,

FIG. 7 is a top plan view of FIG. 6.

The broken lines shown in FIGS. 6 and 7 are for illustrative purposes only and do not form part of the claimed design.

**1 Claim, 2 Drawing Sheets**



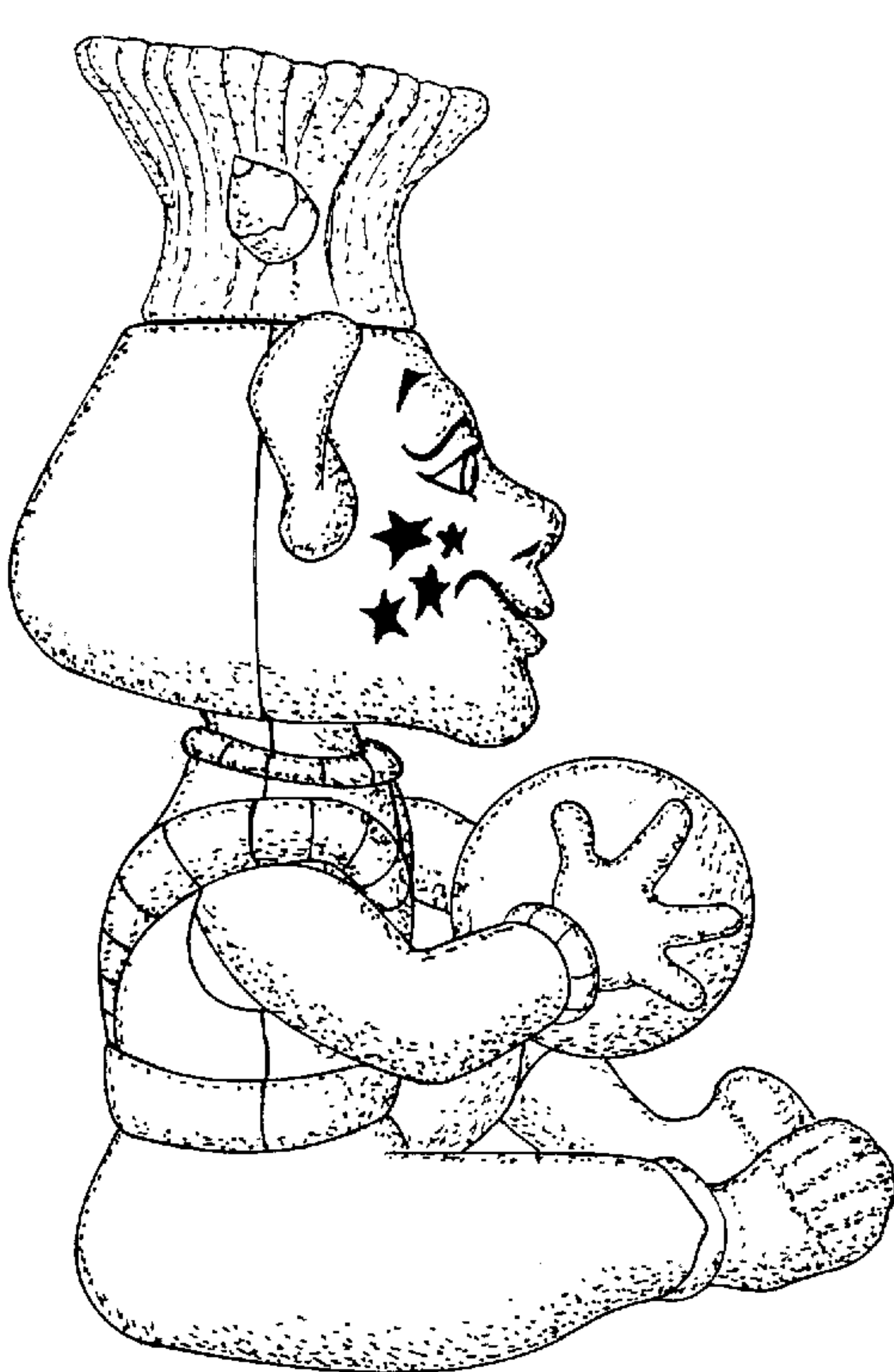


FIG. 1.




FIG. 2.

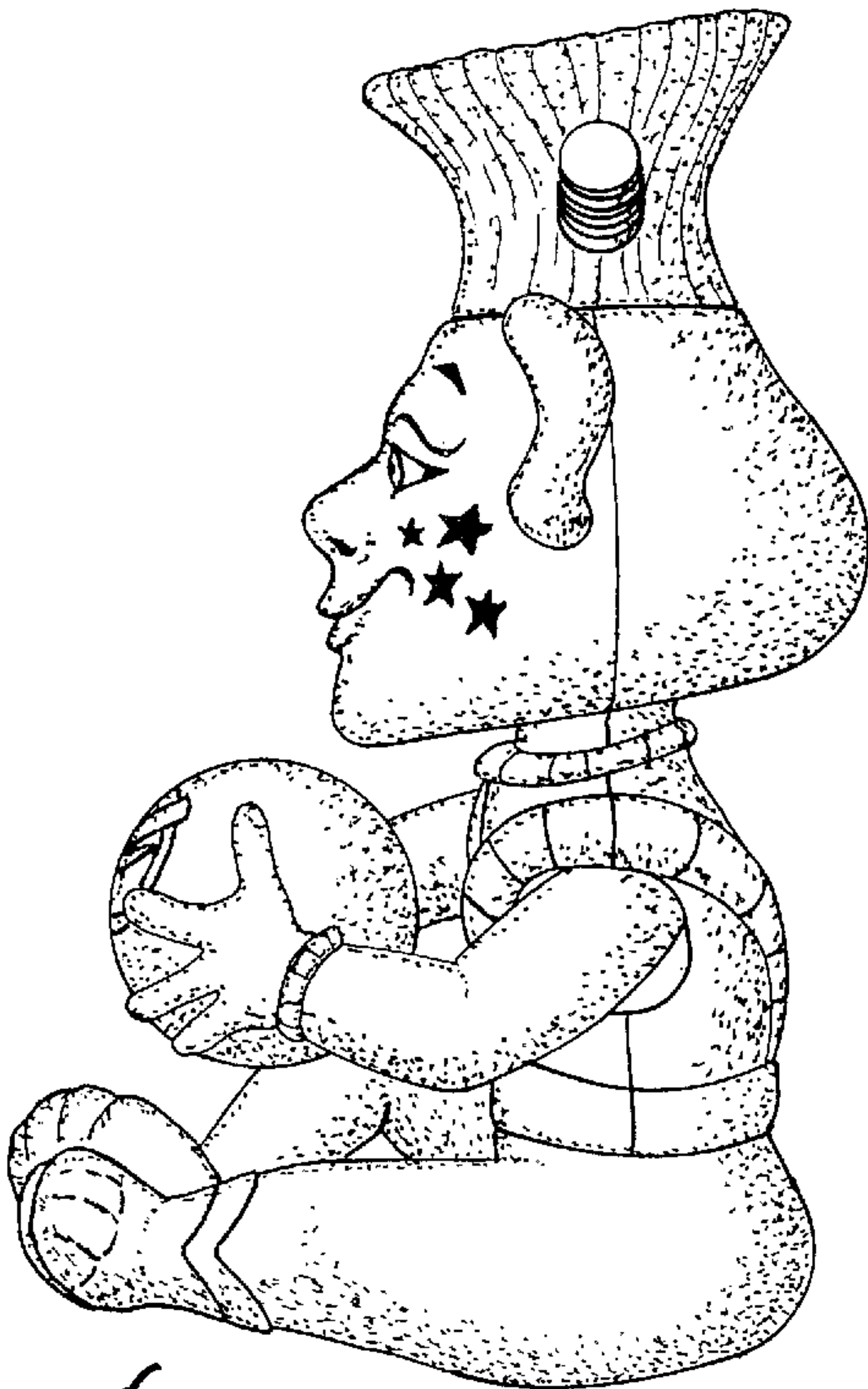


FIG. 3.


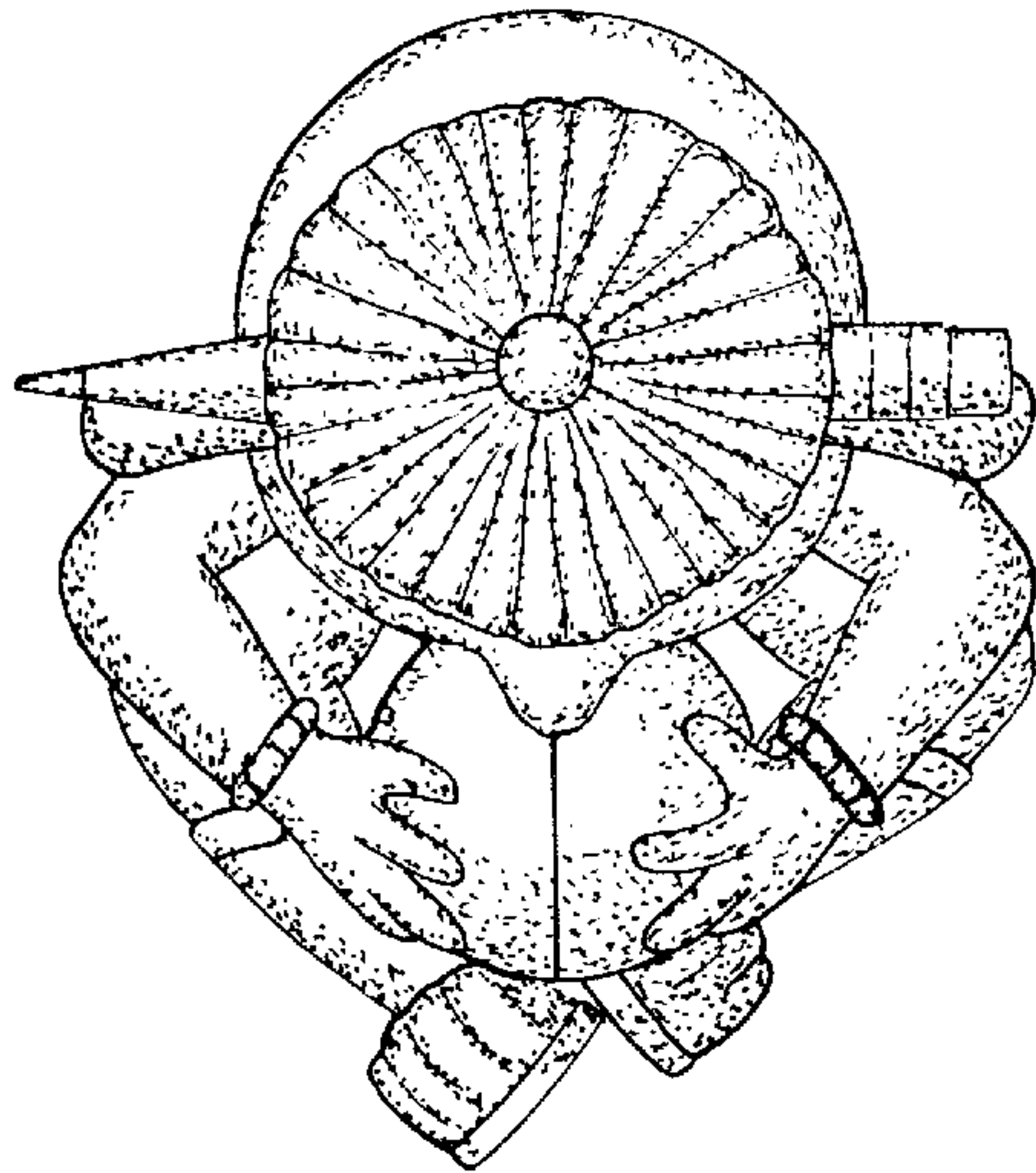
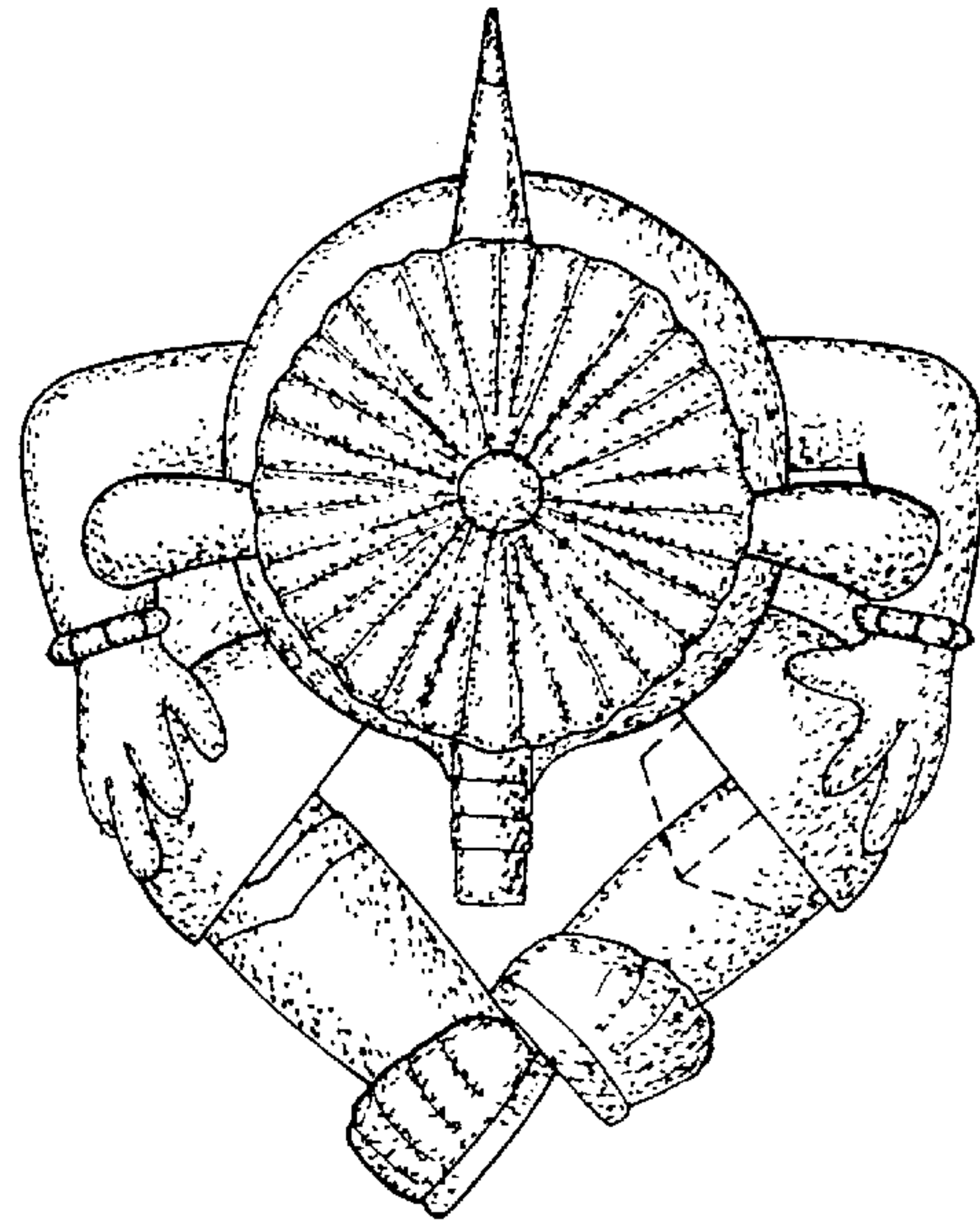


FIG. 4.






*FIG. 5.*



*FIG. 7.*



*FIG. 6.*