

US00D498260S

(12) **United States Design Patent** (10) **Patent No.:** **US D498,260 S**
Burden et al. (45) **Date of Patent:** **** Nov. 9, 2004**

(54) **WRITING INSTRUMENT**

(75) Inventors: **Kevin S. Burden**, Palm Harbor, FL (US); **Arthur R. Hamilton**, Indian Rocks Beach, FL (US)

(73) Assignee: **Societe Bic** (FR)

(**) Term: **14 Years**

(21) Appl. No.: **29/191,742**

(22) Filed: **Oct. 10, 2003**

Related U.S. Application Data

(63) Continuation-in-part of application No. 29/179,487, filed on Apr. 10, 2003, now Pat. No. Des. 485,576.

(51) **LOC (7) Cl.** **19-06**

(52) **U.S. Cl.** **D19/51; D19/50; D19/55; D19/56**

(58) **Field of Search** D19/35, 36, 41-51, D19/53-58, 81-85; 401/6, 7, 88, 99, 100, 101-106, 107-110, 111-117, 209; 24/10 R, 11 R, 11 C, 11 F, 11 P, 11 PP

(56) **References Cited**

U.S. PATENT DOCUMENTS

2,799,506 A * 7/1957 Nord 401/195 X
D324,238 S * 2/1992 Nitta D19/49

D438,903 S * 3/2001 Rosenbaum D19/55
D441,015 S * 4/2001 Izushima D19/47
6,273,627 B1 * 8/2001 Mittersinker 401/117
D466,934 S * 12/2002 Schung D19/50
D472,579 S * 4/2003 Chiang D19/51
D477,025 S * 7/2003 Morrow D19/51
D485,576 S * 1/2004 Burden et al. D19/51

* cited by examiner

Primary Examiner—Martie K. Holtje

(74) *Attorney, Agent, or Firm*—Jones Day

(57) **CLAIM**

The ornamental design for a writing instrument, as shown and described.

DESCRIPTION

FIG. 1 is a front right perspective view of an ornamental design for a writing instrument according to the present invention;

FIG. 2 is a front elevational view thereof;

FIG. 3 is a back elevational view thereof;

FIG. 4 is a left side elevational view thereof;

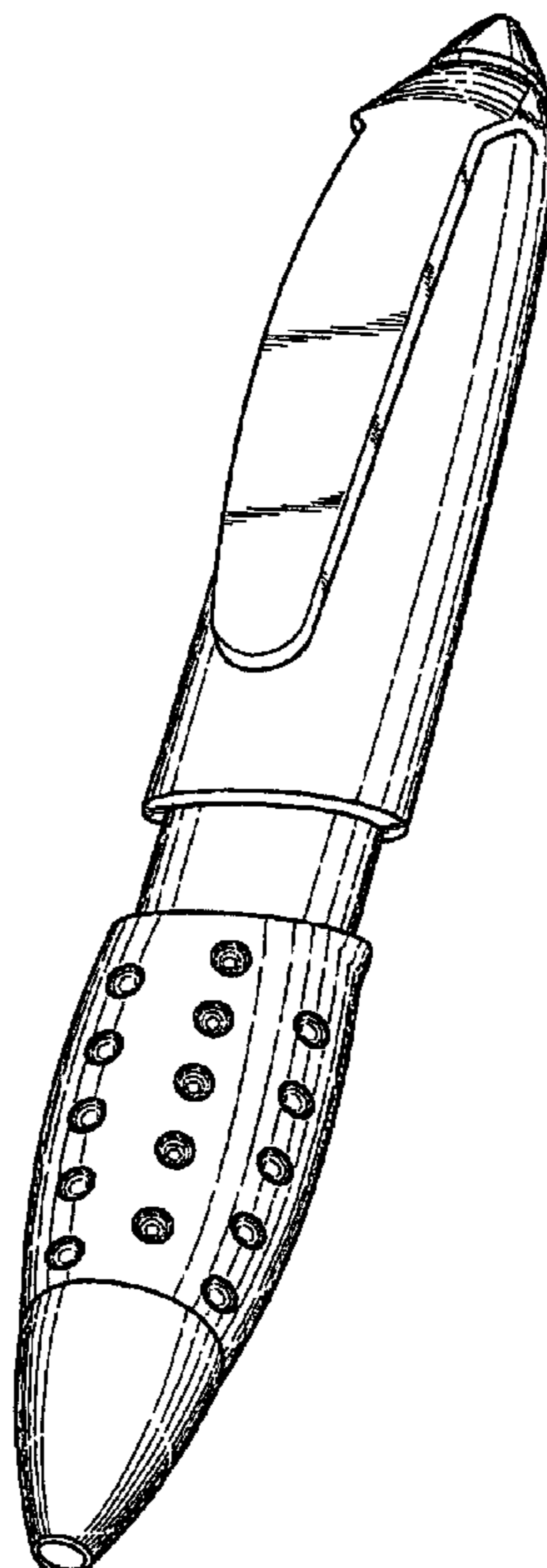
FIG. 5 is a right side elevational view thereof;

FIG. 6 is a bottom plan view thereof; and,

FIG. 7 is a top plan view thereof.

All portions shown in broken lines are environmental and illustrative only and form no part of the claimed design.

1 Claim, 4 Drawing Sheets



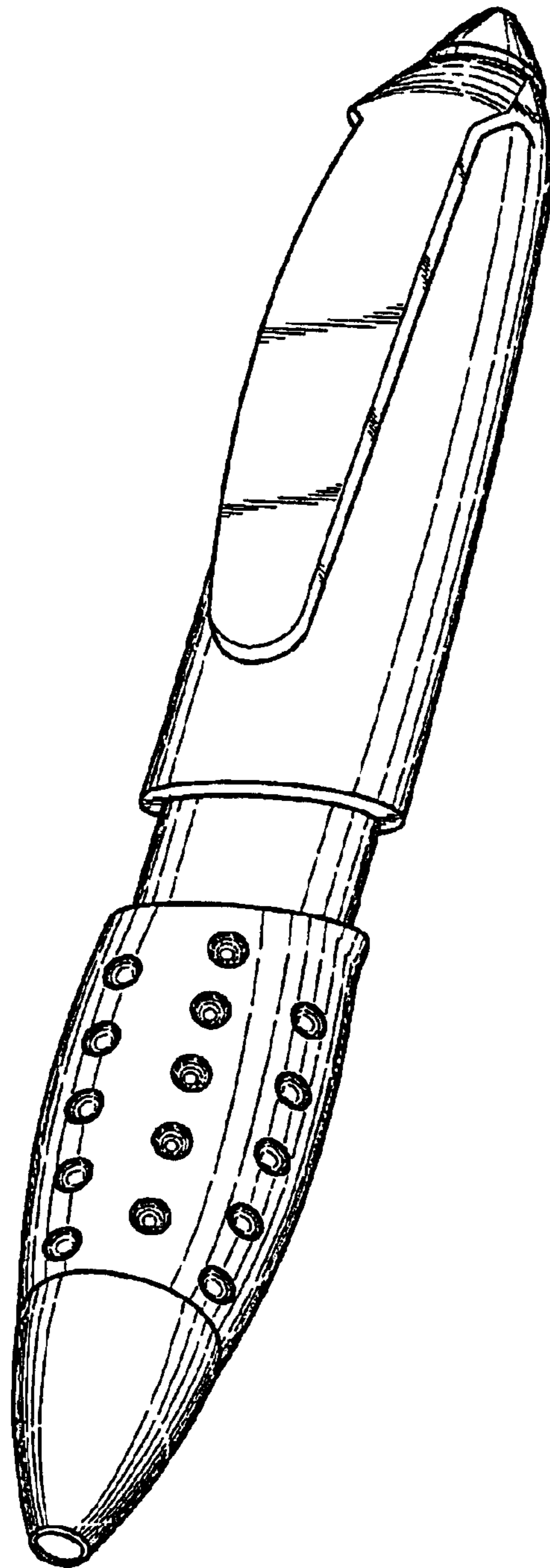


Fig. 1

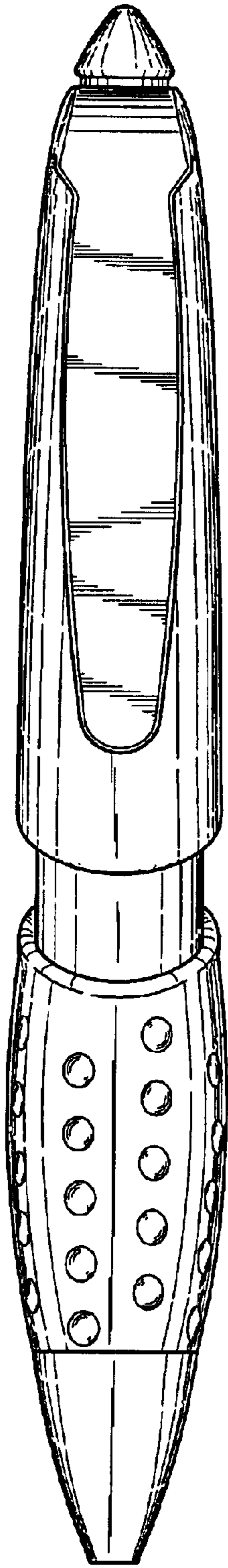


Fig. 2




Fig. 3

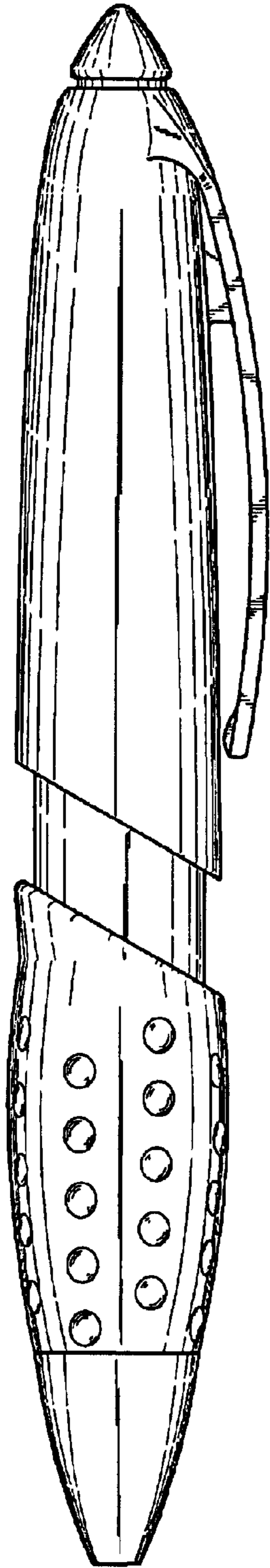


Fig. 4




Fig. 5




Fig. 6




Fig. 7