

US00D498233S

(12) **United States Design Patent**
Kellom et al.

(10) **Patent No.:** **US D498,233 S**
(45) **Date of Patent:** **** Nov. 9, 2004**

(54) **AUDIO COMPONENT FRONT FACE**
(75) Inventors: **Marc Kellom**, Granger, IN (US);
Roderick Growcock, Goshen, IN (US);
Jose Jorge Silva, Mishawaka, IN (US)

D373,589 S 9/1996 Peterson et al.
D376,153 S 12/1996 Larson et al.
D447,134 S * 8/2001 Kiai D14/257
D452,237 S * 12/2001 Lewis D14/258
D477,134 S 7/2003 Palmer

(73) Assignee: **Harman International Industries, Incorporated**, Northridge, CA (US)

* cited by examiner

(**) Term: **14 Years**

Primary Examiner—Nanda Bondade

(21) Appl. No.: **29/187,849**

(74) *Attorney, Agent, or Firm*—Plumsea Law Group, LLC

(22) Filed: **Aug. 8, 2003**

(57) **CLAIM**

The ornamental design for an audio component front face, as shown and described.

Related U.S. Application Data

DESCRIPTION

(63) Continuation-in-part of application No. 29/181,212, filed on May 8, 2003, now abandoned.

FIG. 1 is a perspective view of an audio component front face showing our new design;

(51) **LOC (7) Cl.** **14-01**

FIG. 2 is a front elevational view thereof;

(52) **U.S. Cl.** **D14/257**

FIG. 3 is a top plan view thereof;

(58) **Field of Search** D14/135-137,
D14/160-168, 188, 197-198, 156-157,
257, 258; 455/100, 344, 347-351; 369/75.1,
75.2, 77.2

FIG. 4 is a bottom plan view thereof;

FIG. 5 is a side elevational view of one side thereof;

FIG. 6 is a cross-sectional view taken through line 6-6 in FIG. 2;

FIG. 7 is a side elevational view of the other side thereof; and,

(56) **References Cited**

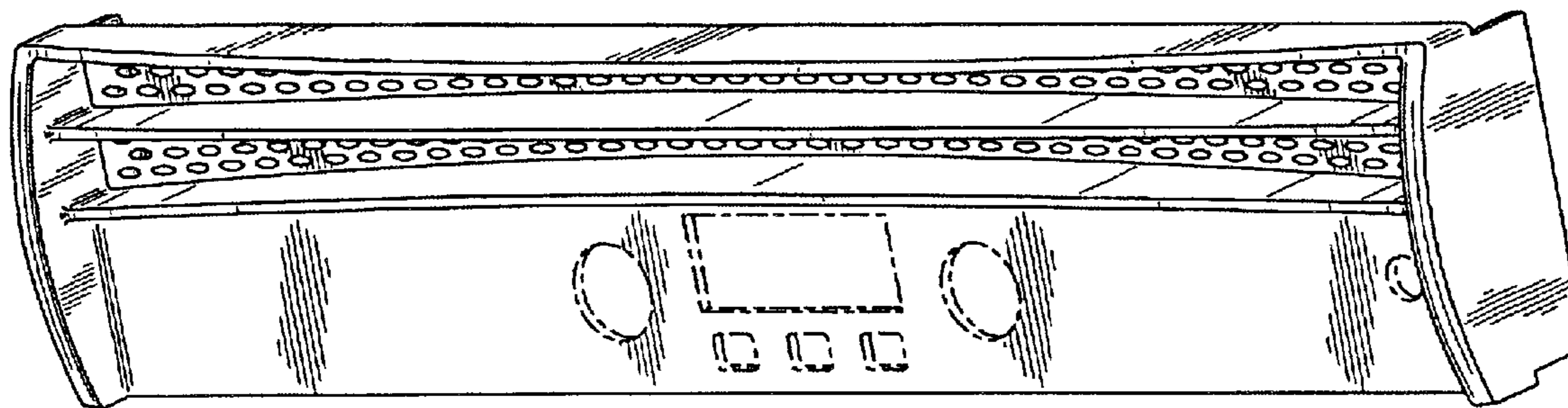
FIG. 8 is a rear elevational view thereof.

U.S. PATENT DOCUMENTS

The broken line showings of the circles and rectangles in the lower central portion are for illustrative purposes only and form no part of the claimed invention.

D137,625 S 4/1944 Peterson
D183,182 S 7/1958 Reinecke
D356,083 S * 3/1995 Ogawa et al. D14/135

1 Claim, 4 Drawing Sheets



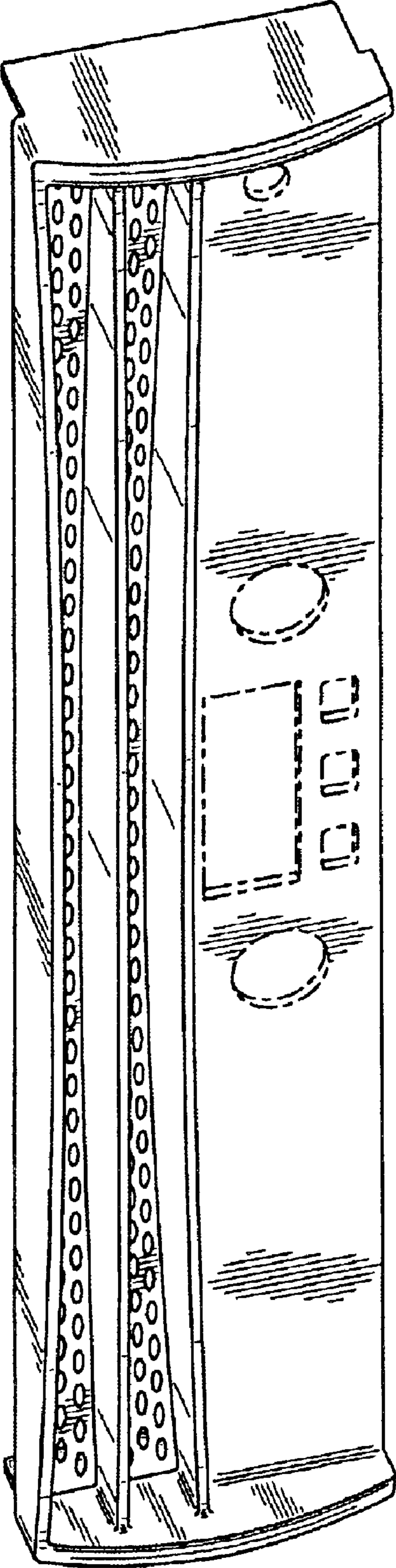


FIG. 1

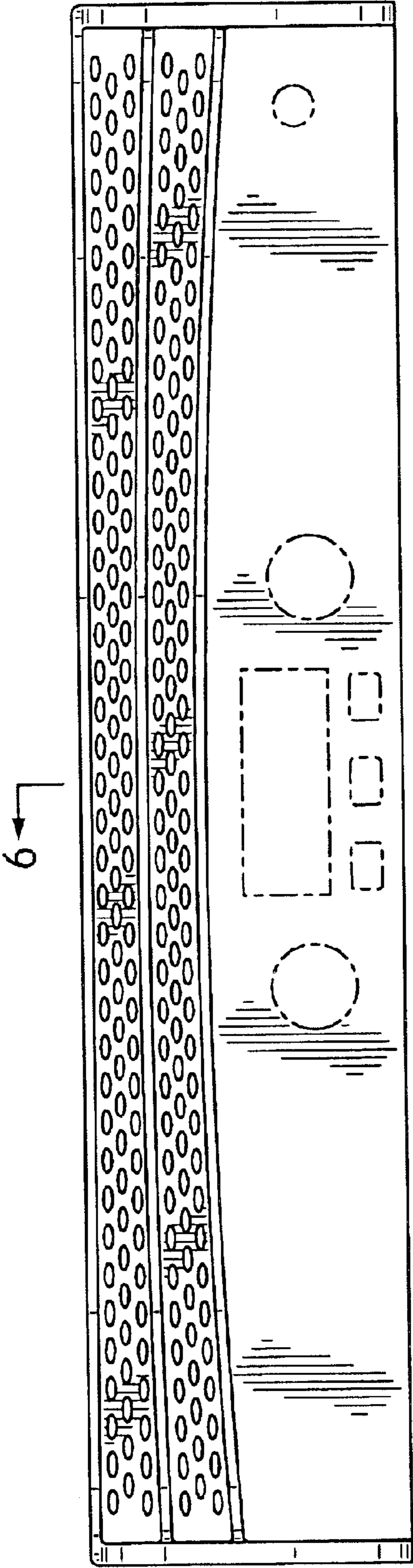


FIG. 2




FIG. 3

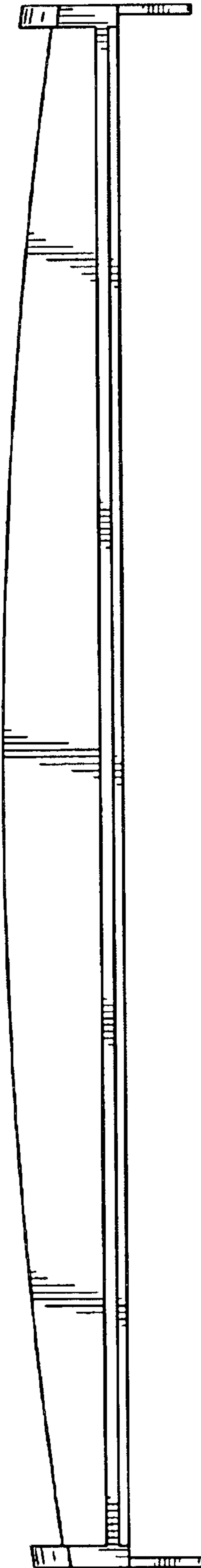


FIG. 4




FIG. 6

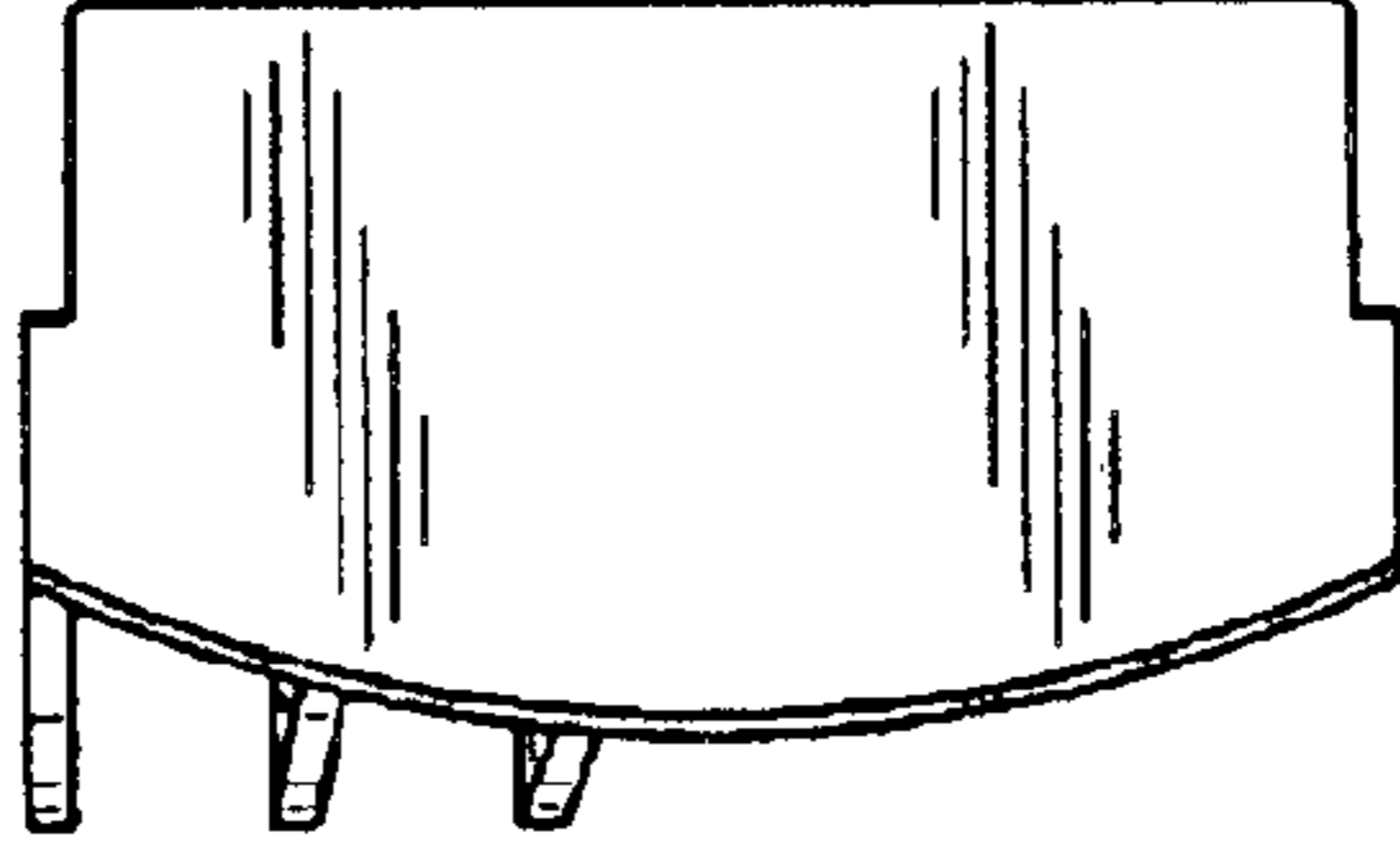


FIG. 5

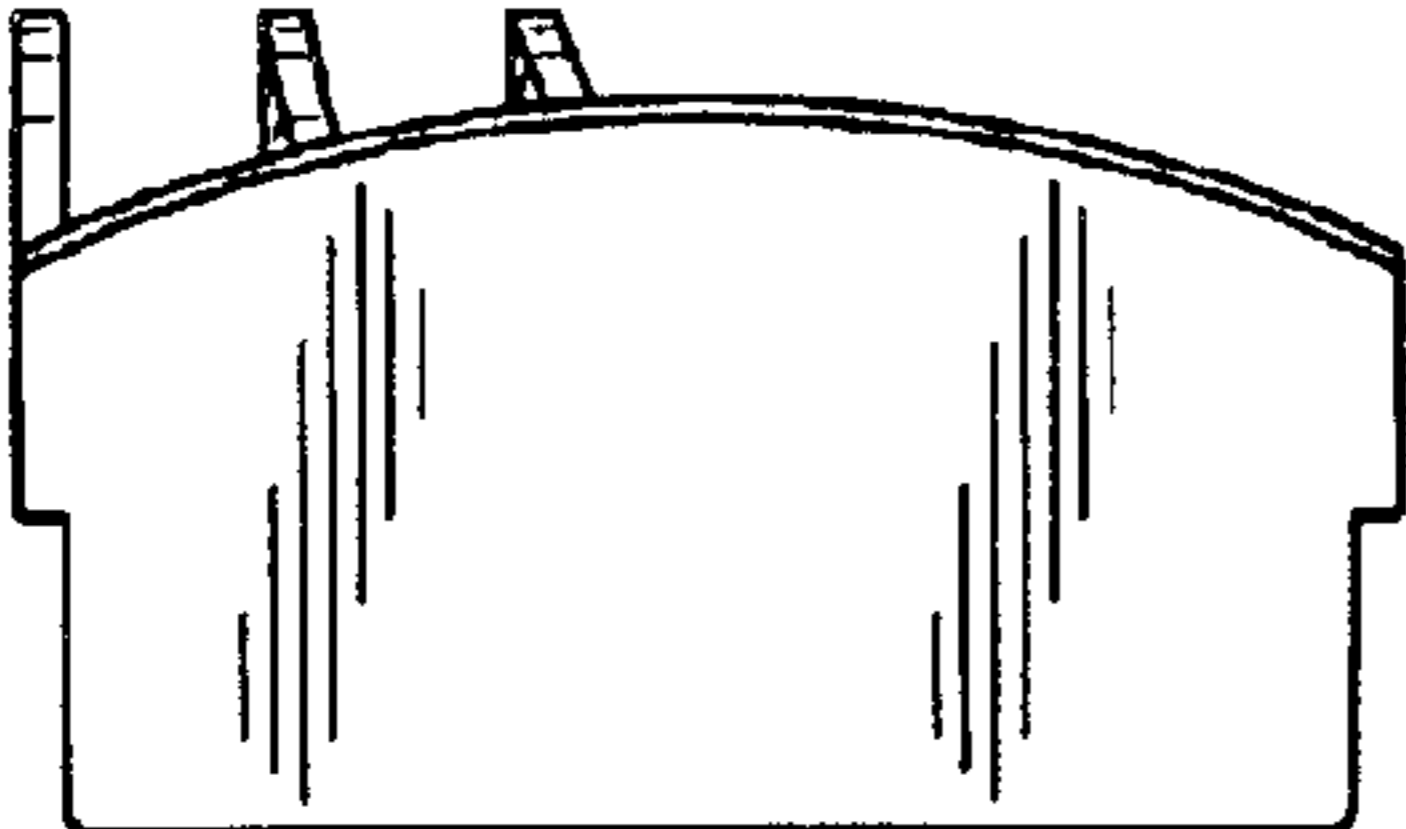


FIG. 7

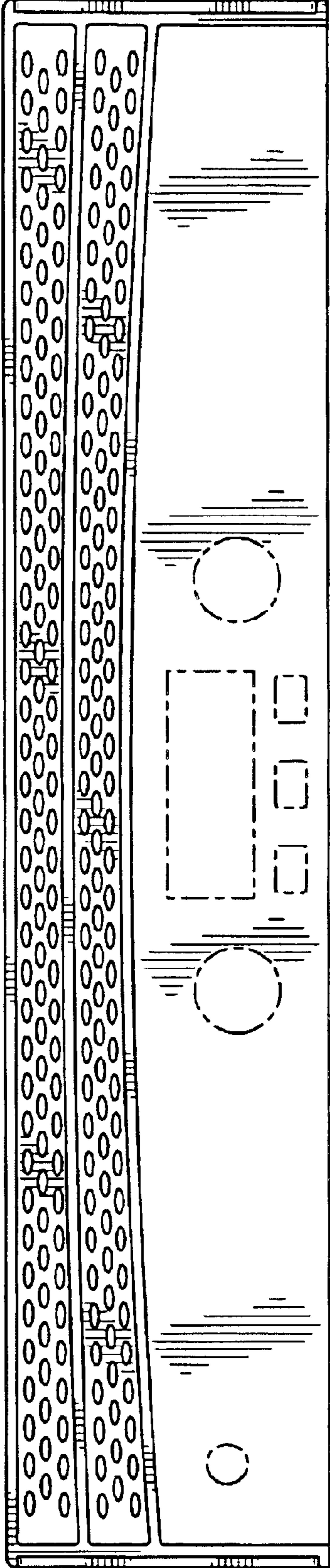


FIG. 8