

US00D498231S

(12) **United States Design Patent**
Jacobson et al.

(10) **Patent No.:** **US D498,231 S**
(45) **Date of Patent:** **** Nov. 9, 2004**

(54) **REVERSIBLE BEHIND THE HEAD MOUNT FOR A PERSONAL AUDIO SET**

D465,208 S * 11/2002 Lee et al. D14/206
D482,019 S * 11/2003 Petersen et al. D14/206
D488,146 S * 4/2004 Minto D14/206

(75) Inventors: **Robert W. Jacobson**, Camas, WA (US); **Dominic C. Amae**, Vancouver, WA (US); **Omer Kotzer**, Portland, OR (US); **Jamian Cobbett**, Portland, OR (US)

* cited by examiner

Primary Examiner—Paula A. Greene
(74) *Attorney, Agent, or Firm*—Ipsolon LLP

(73) Assignee: **Logitech Europe S.A.**, Romanel-sur-Morges (CH)

(57) **CLAIM**

The ornamental design for a reversible behind the head mount for a personal audio set, as shown and described.

(**) Term: **14 Years**

DESCRIPTION

(21) Appl. No.: **29/193,851**

FIG. 1 is a front, left, perspective view of a reversible behind the head mount for a personal audio set showing our new design in a first possible orientation such that a personal audio set mounted thereto may be worn adjacent to a wearer's left ear;

(22) Filed: **Nov. 13, 2003**

(51) **LOC (7) Cl.** **14-01**

(52) **U.S. Cl.** **D14/223; D14/225**

(58) **Field of Search** D14/188, 192, D14/205, 206, 223, 224; 181/129, 130; 379/430, 431, 432, 433; 381/370, 376, 377, 378, 379, 380, 381; D29/112; 2/410

FIG. 2 is a left, elevation view thereof;

FIG. 3 is a front, elevation view thereof;

FIG. 4 is a back, elevation view thereof;

FIG. 5 is a top plan view thereof;

FIG. 6 is a bottom plan view thereof; and,

FIG. 7 is a front, right, perspective view of the reversible behind the head mount of FIG. 1 showing a second possible orientation such that the headset mounted thereto may be worn adjacent to a wearer's right ear.

(56) **References Cited**

U.S. PATENT DOCUMENTS

D337,116 S * 7/1993 Hattori D14/206
D365,559 S * 12/1995 Fathi D14/142
D377,020 S * 12/1996 Bungardt et al. D14/205
D385,272 S * 10/1997 Jensen et al. D14/142
5,787,166 A * 7/1998 Ullman 379/430
6,101,260 A * 8/2000 Jensen et al. 381/381

The broken lines showing a personal audio set mounted to the reversible behind the head mount is for illustrative purpose only and forms no part of the claimed design.

1 Claim, 4 Drawing Sheets

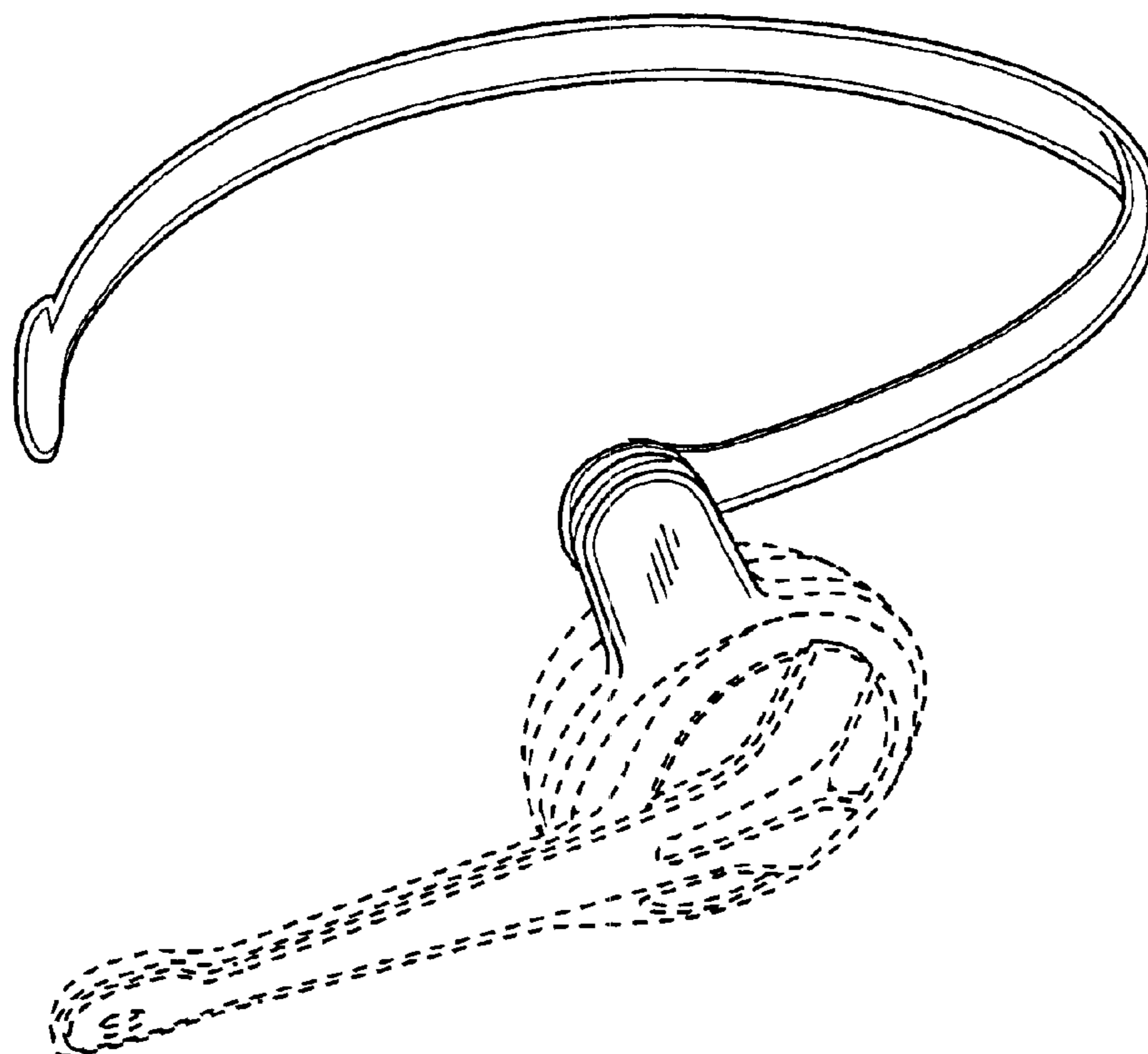


FIG. 1

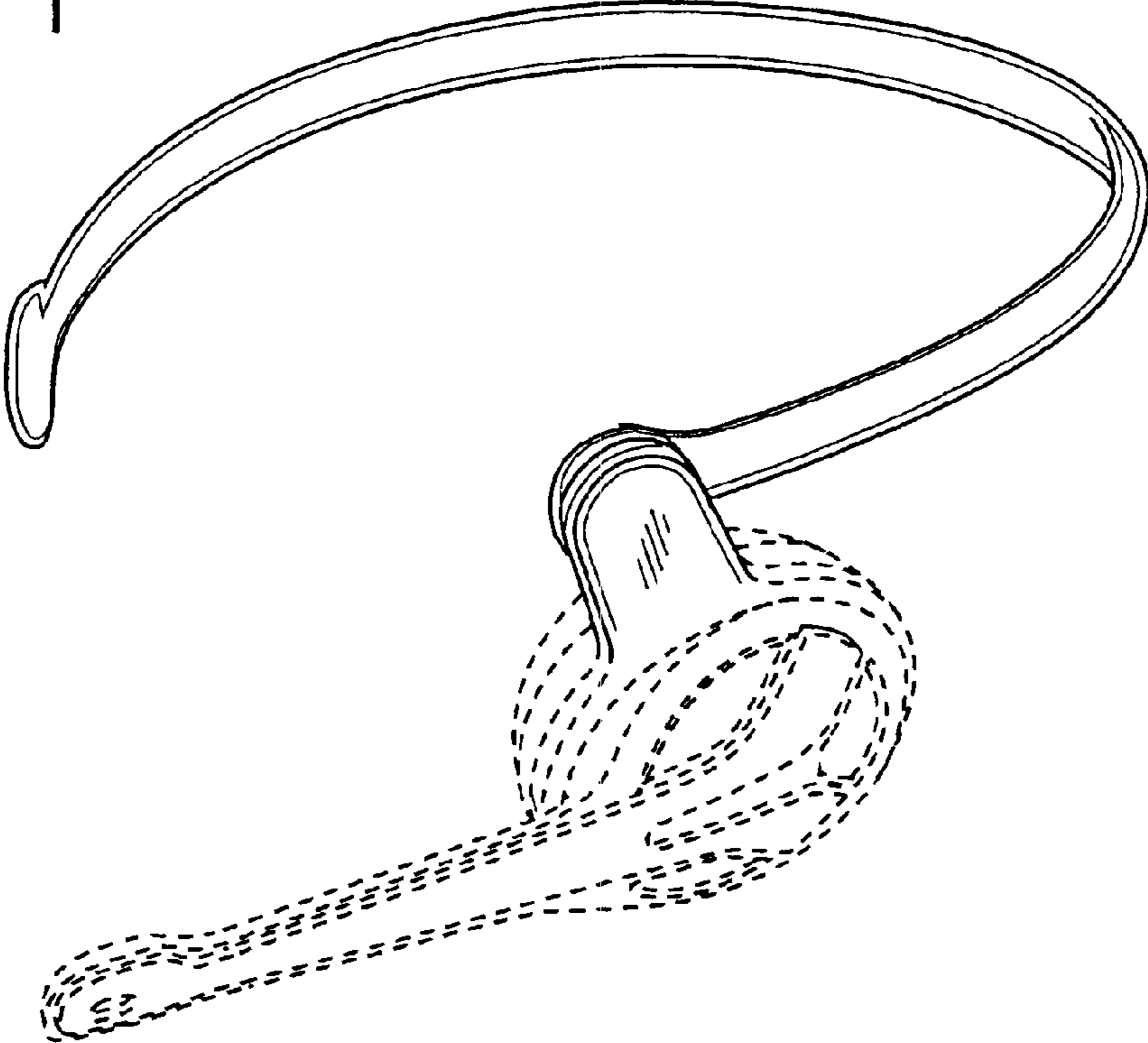


FIG. 2

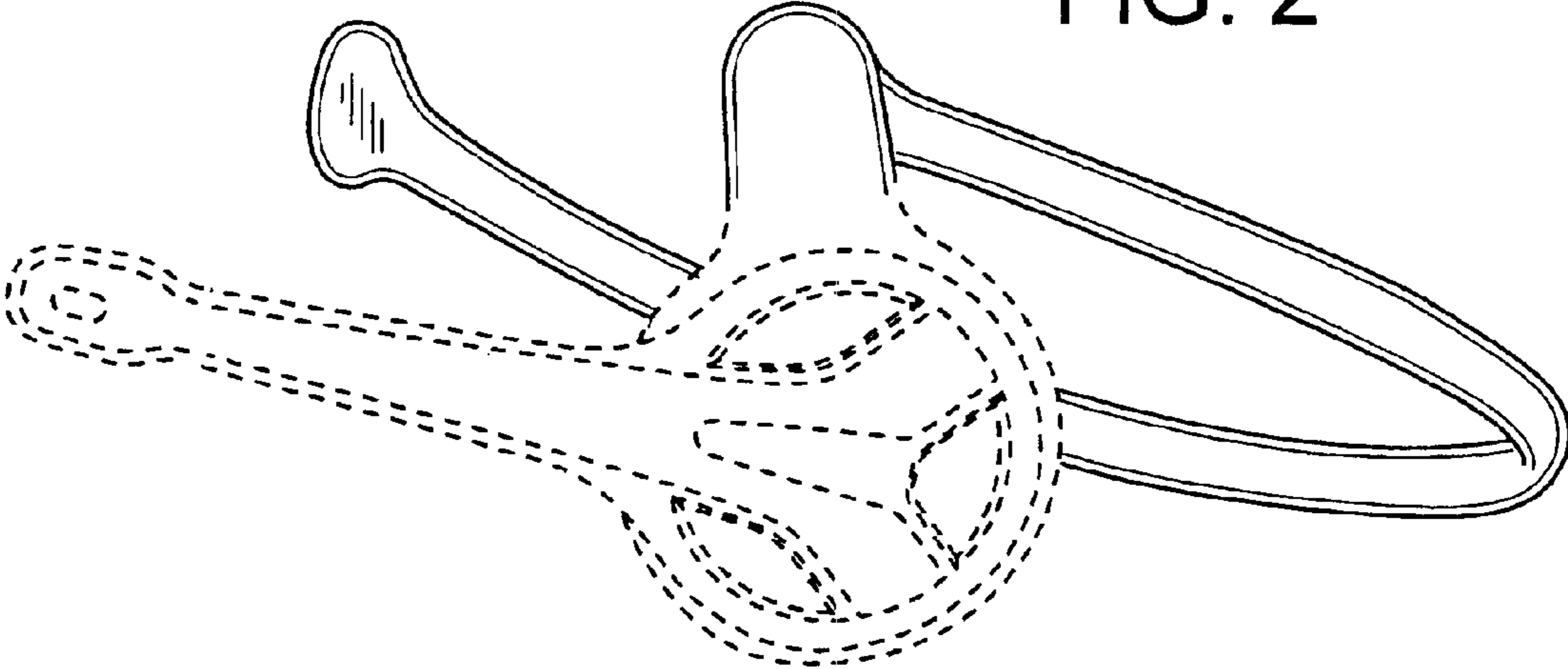


FIG. 3

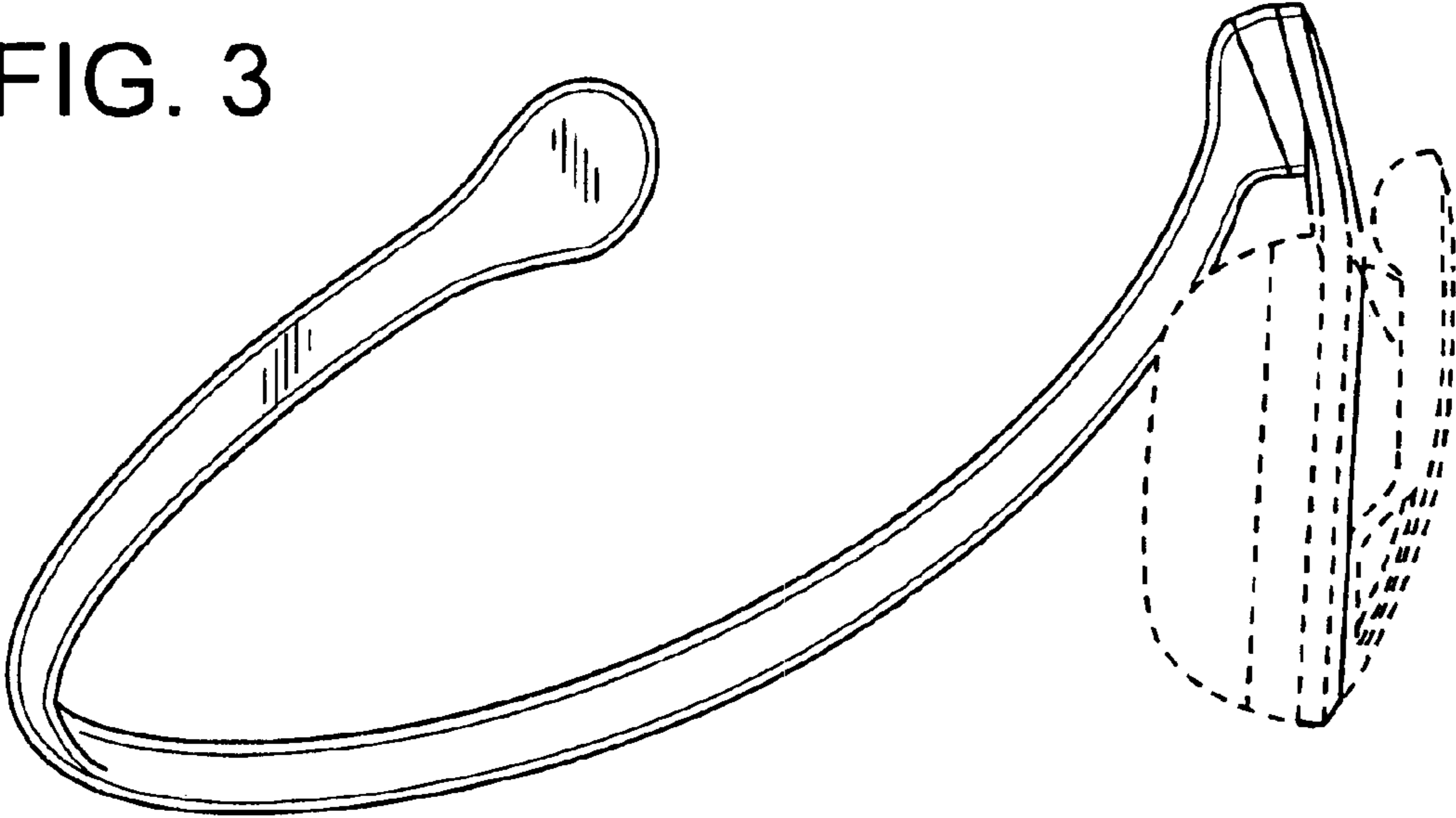


FIG. 4

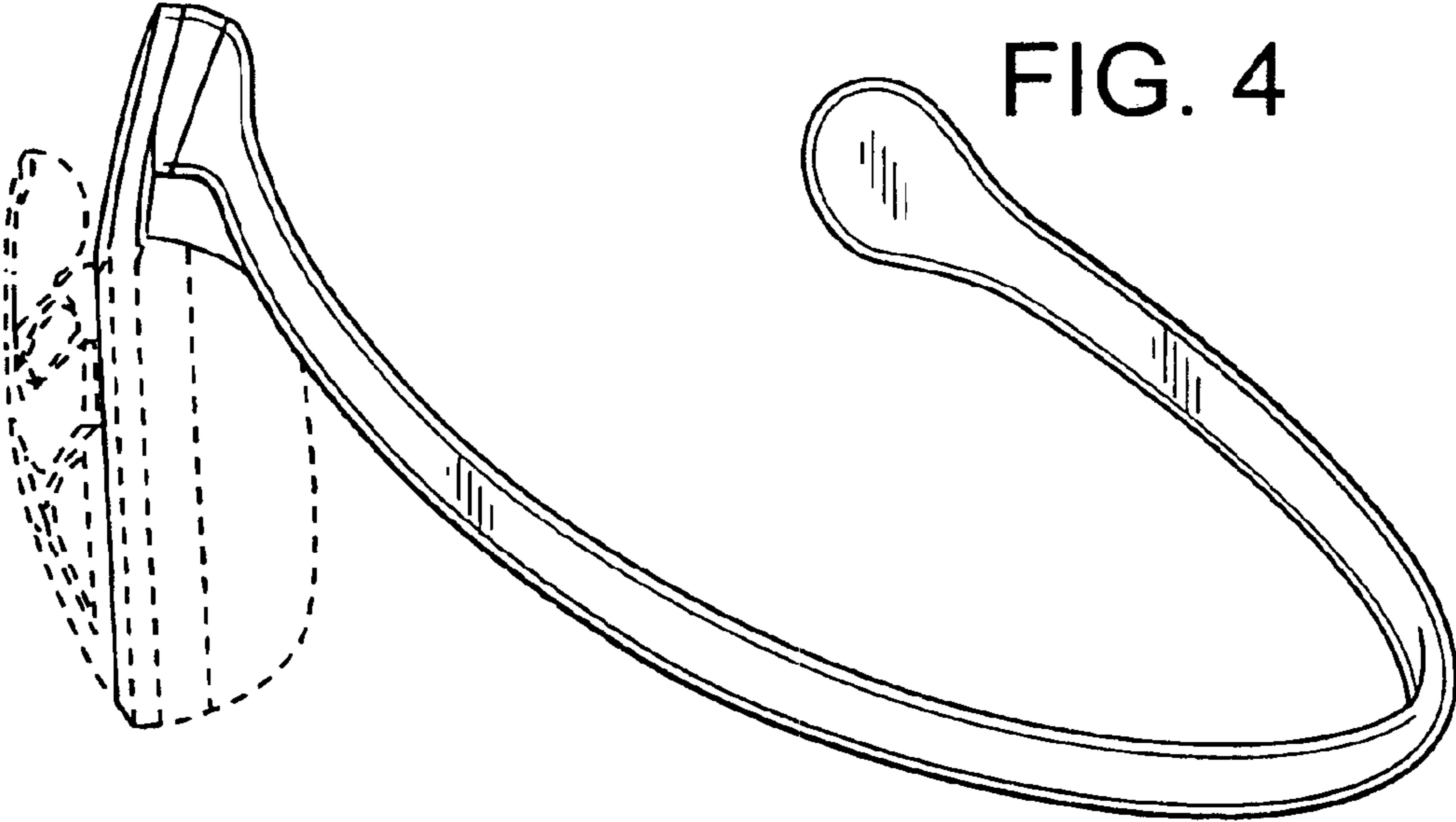


FIG. 5

