

US00D498227S

(12) **United States Design Patent**
Dyer et al.

(10) **Patent No.:** **US D498,227 S**
(45) **Date of Patent:** **** Nov. 9, 2004**

(54) **COMMUNICATIONS EARPIECE**

D469,081 S * 1/2003 Perszyk et al. D14/205
D470,121 S * 2/2003 Nguyen et al. D14/205
D490,398 S * 5/2004 Gwee D14/205

(75) Inventors: **Medford Alan Dyer**, San Diego, CA (US); **James Turnbull**, San Diego, CA (US); **Thomas Henry Perszyk**, San Diego, CA (US); **Stuart Allan Karten**, Venice, CA (US); **Dennis Lynn Schroeder**, Hermosa Beach, CA (US); **Simon Andre Sollberger**, Venice, CA (US)

* cited by examiner

Primary Examiner—Paula A. Greene
(74) *Attorney, Agent, or Firm*—Michael J. Bolan; Bingham McCutchen LLP

(73) Assignee: **Jabra Corporation**, San Diego, CA (US)

(57) **CLAIM**

I claim the ornamental design for a communications earpiece, as shown and described.

(**) Term: **14 Years**

DESCRIPTION

(21) Appl. No.: **29/195,863**

FIG. 1 is a perspective view of a communications earpiece according to the invention;

(22) Filed: **Dec. 17, 2003**

FIG. 2 is a front view of the communications earpiece shown in FIG. 1;

(51) **LOC (7) Cl.** **14-01**

FIG. 3 is a rear side view of the communications earpiece shown in FIG. 1;

(52) **U.S. Cl.** **D14/205; D14/223**

FIG. 4 is a left view of the communications earpiece shown in FIG. 1;

(58) **Field of Search** D14/192, 205, D14/206, 223, 226; 181/129, 130; 379/430, 433; 381/381, 379, 378, 377, 376, 374

FIG. 5 is a right side view of the communications earpiece shown in FIG. 1;

(56) **References Cited**


FIG. 6 is top view of the communications earpiece shown in FIG. 1; and,

U.S. PATENT DOCUMENTS

FIG. 7 is bottom view of the communications earpiece shown in FIG. 1.

D445,415 S * 7/2001 Jaakkola D14/223
D447,743 S * 9/2001 Ma D14/223
D460,436 S * 7/2002 Bjorklund et al. D14/205

1 Claim, 5 Drawing Sheets



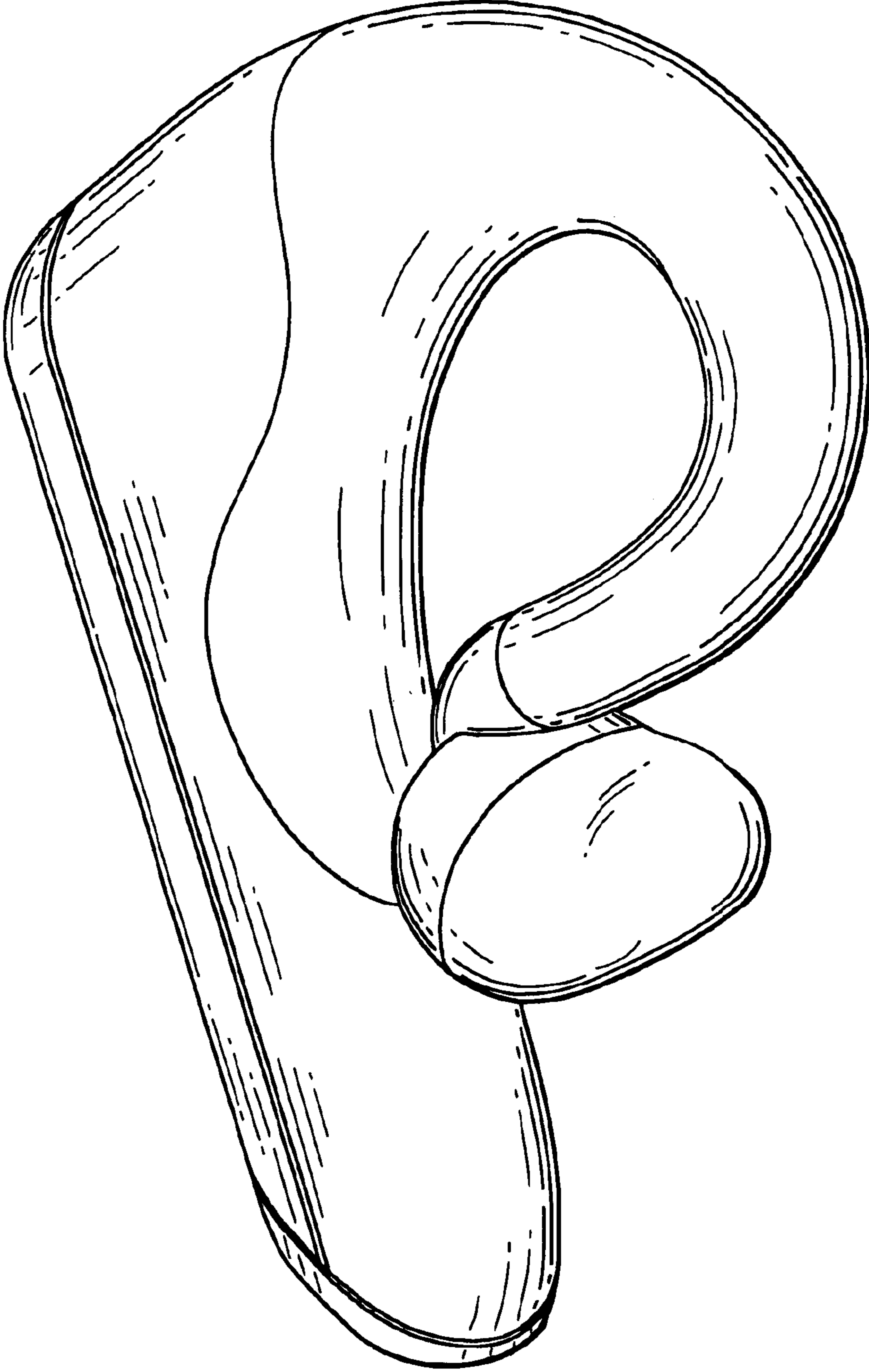


FIG. 1




FIG. 2



FIG. 3

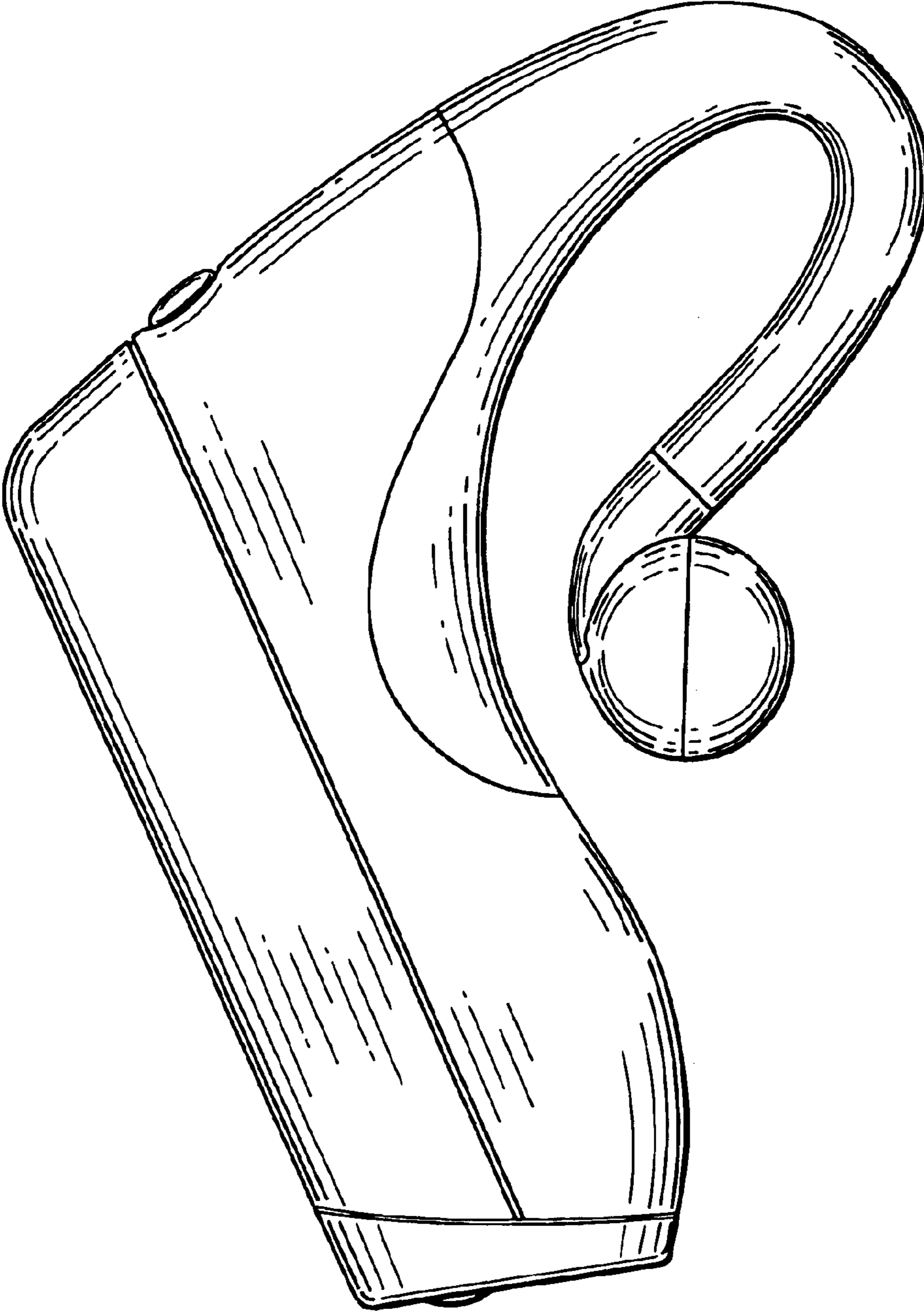


FIG. 4

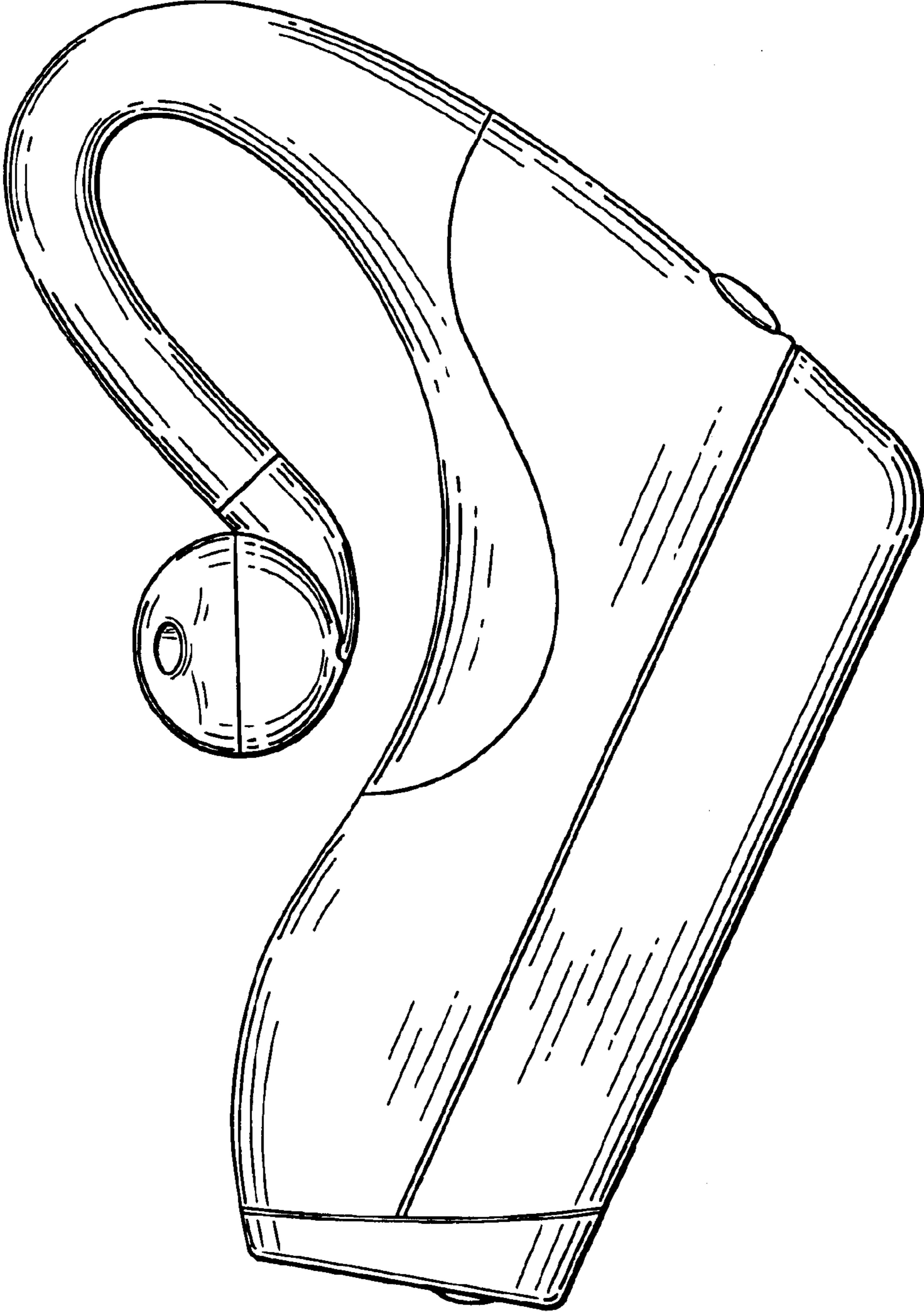


FIG. 5

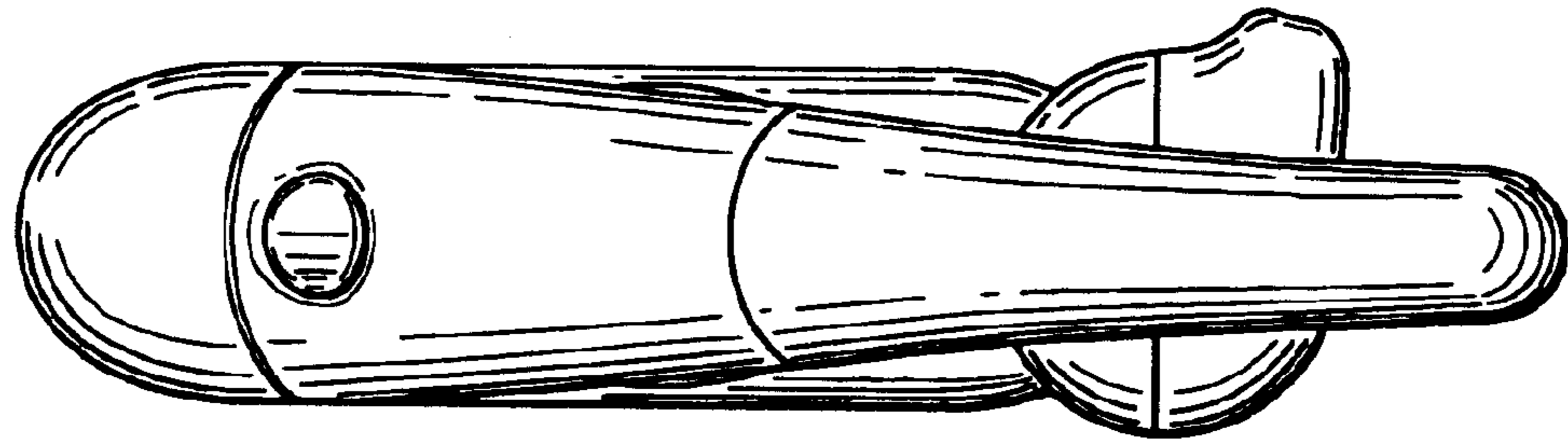


FIG. 6

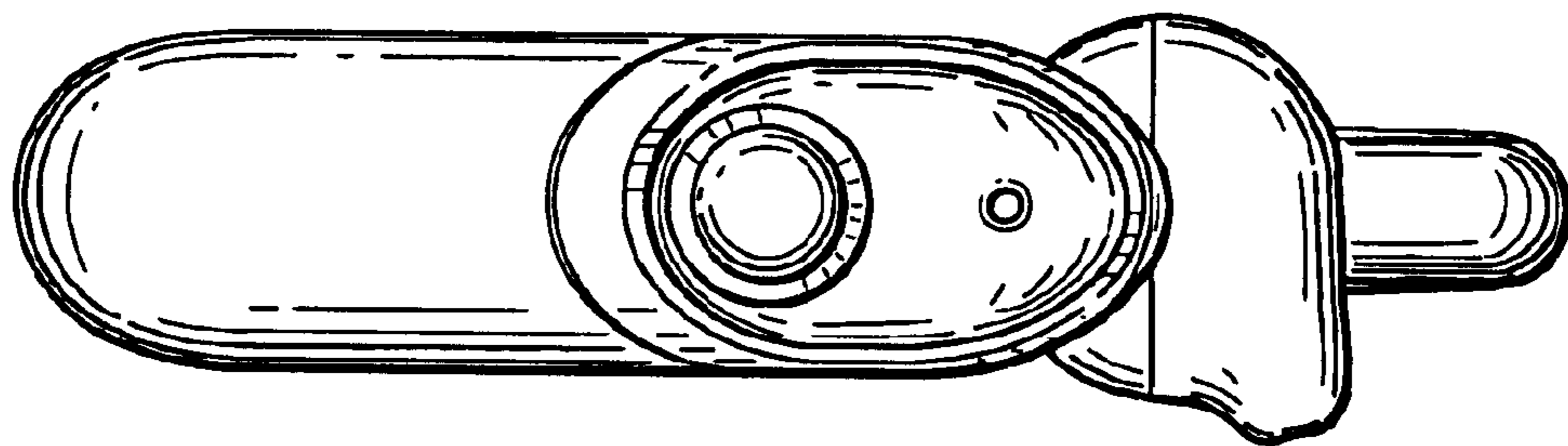


FIG. 7