

US00D498221S

(12) **United States Design Patent** (10) **Patent No.:** **US D498,221 S**
Schünemann (45) **Date of Patent:** **** Nov. 9, 2004**

(54) **TELEPHONE**

(75) Inventor: **Arno Schünemann**, Berlin (DE)

(73) Assignee: **DeTeWe AG & Co. KG**, Berlin (DE)

(**) Term: **14 Years**

(21) Appl. No.: **29/199,952**

(22) Filed: **Feb. 20, 2004**

(30) **Foreign Application Priority Data**

Aug. 20, 2003 (EM) 66436

(51) **LOC (7) Cl.** **14-03**

(52) **U.S. Cl.** **D14/138; D14/147**

(58) **Field of Search** D14/137, 138,
D14/218, 147-148, 247-248, 144, 149-151,
341-347; 379/433.01-433.13, 419, 434,
428.01-428.04, 420.01-420.04, 440; 455/550.1-90.3;
D21/517; D13/168; D18/2, 7; 345/168,
169

(56) **References Cited**

U.S. PATENT DOCUMENTS

- D353,808 S * 12/1994 Taniguchi et al. D14/138
- D358,148 S * 5/1995 Nagele et al. D14/138
- D397,676 S * 9/1998 Otake D14/138
- D402,981 S * 12/1998 Galletti et al. D14/138
- D408,405 S * 4/1999 Chan D14/147
- D412,169 S * 7/1999 Schnell et al. D14/138
- D412,502 S * 8/1999 Fuke et al. D14/148
- D413,883 S * 9/1999 Galletti et al. D14/138
- D430,548 S * 9/2000 Hinde D14/147
- D434,016 S * 11/2000 Hunt D14/138
- 6,148,080 A * 11/2000 Collin 379/433.02
- D439,230 S * 3/2001 Braxton et al. D14/138

- D439,573 S * 3/2001 DeLeon D14/138
- D442,157 S * 5/2001 Muenscher et al. D14/138
- D448,355 S * 9/2001 Higashi et al. D14/138
- D455,134 S * 4/2002 Kolinen D14/138
- D455,726 S * 4/2002 Kolinen D14/138
- D460,060 S * 7/2002 Hughes et al. D14/147
- D477,582 S * 7/2003 Muenscher et al. D14/147
- D480,374 S * 10/2003 Toor et al. D14/138
- D481,369 S * 10/2003 Kolinen et al. D14/138
- D484,477 S * 12/2003 Salmi D14/138
- 2003/0038787 A1 * 2/2003 Nishiyama 345/169

FOREIGN PATENT DOCUMENTS

- WO DM/052221 * 8/1999
- WO DM/052854 * 10/1999
- WO DM/050653 * 1/2000
- WO DM/051744 * 4/2000
- WO DM/057523 * 7/2001
- WO DM/060792 * 6/2002

* cited by examiner

Primary Examiner—Jeffrey Asch
(74) *Attorney, Agent, or Firm*—Laurence A. Greenberg;
Werner H. Stemer; Ralph E. Locher


(57) **CLAIM**

The ornamental design for a telephone, as shown and described.

DESCRIPTION

FIG. 1 is a front side view of the telephone;
FIG. 2 is a rear side view thereof;
FIG. 3 is a right side view thereof, the left side being a mirror image thereof;
FIG. 4 is a top perspective view thereof; and,
FIG. 5 is a bottom perspective view thereof.

1 Claim, 1 Drawing Sheet



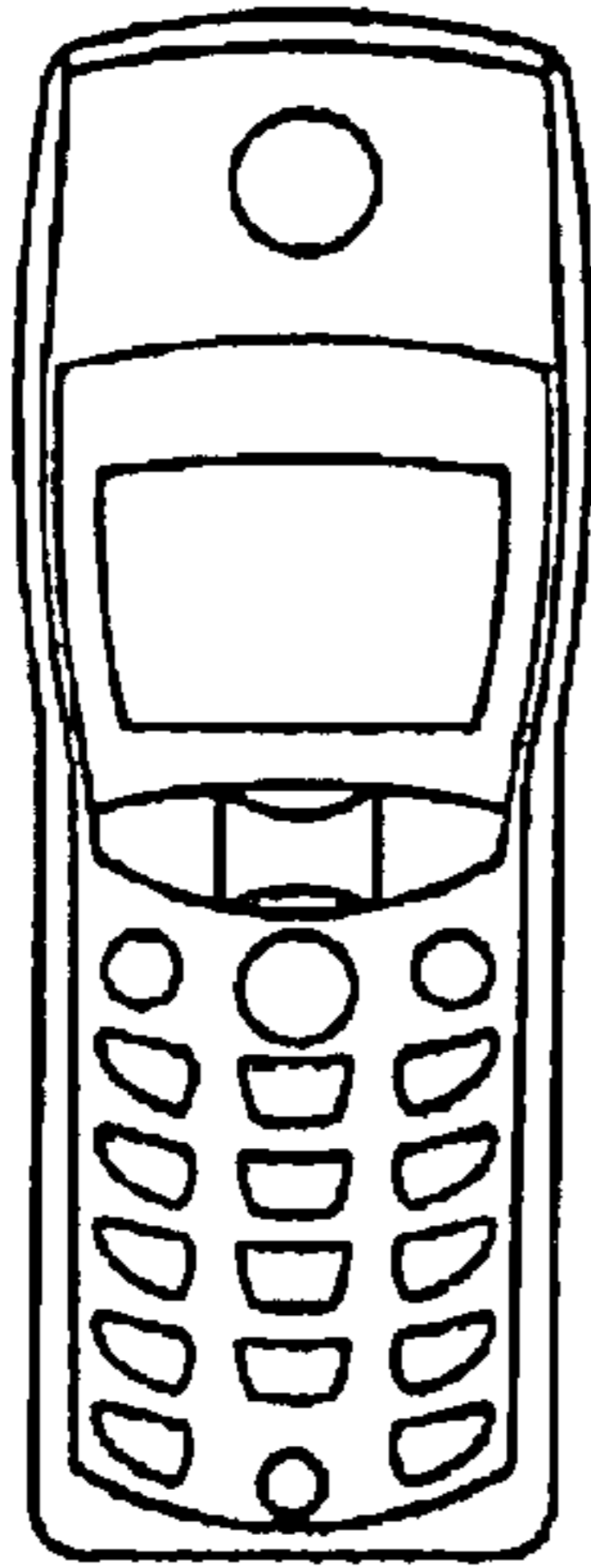


FIG. 1

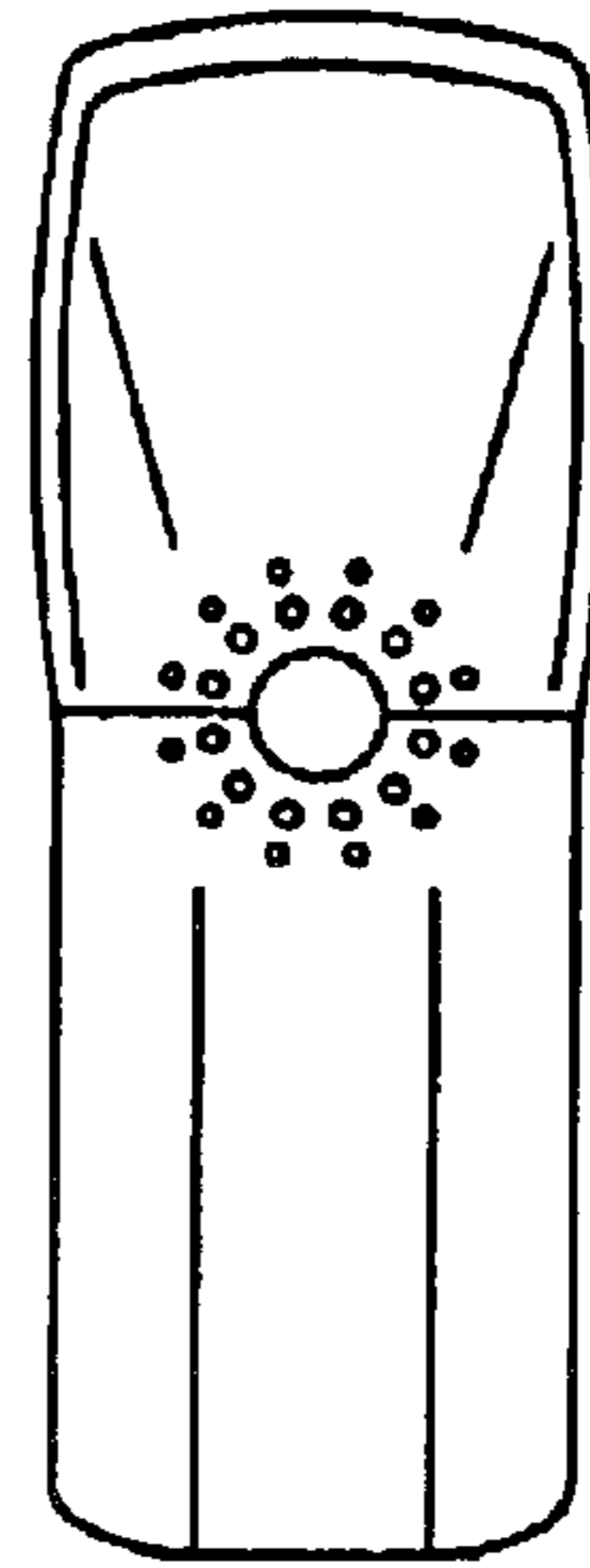


FIG. 2



FIG. 3

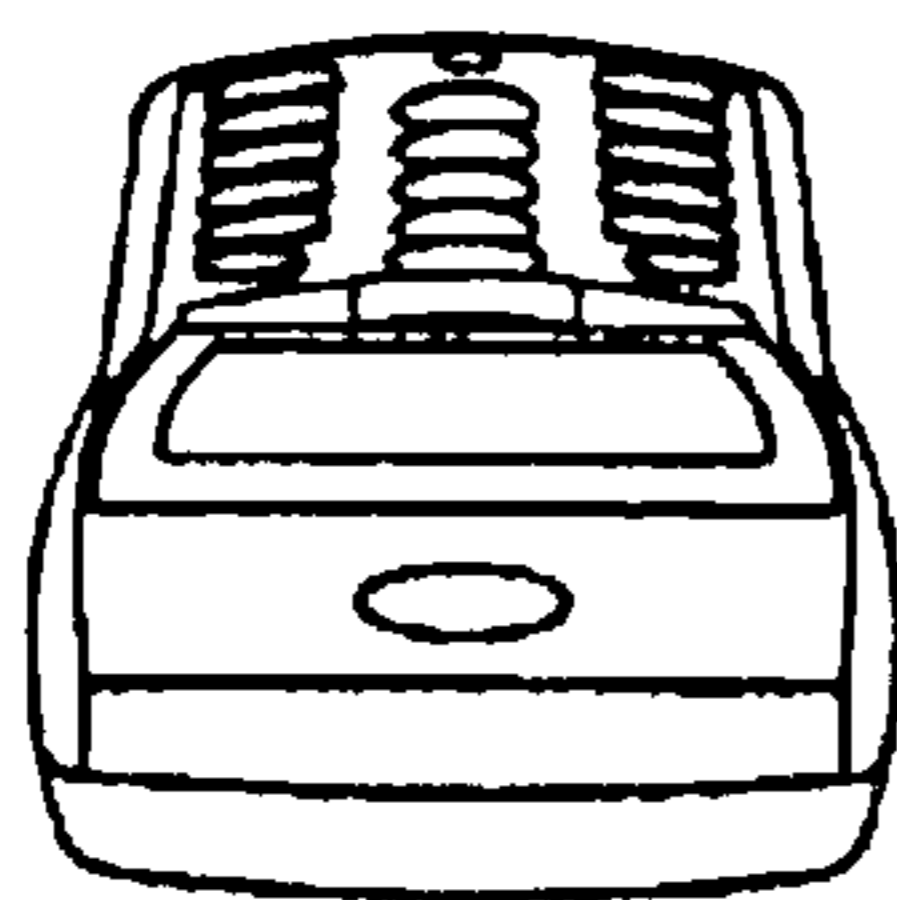


FIG. 4

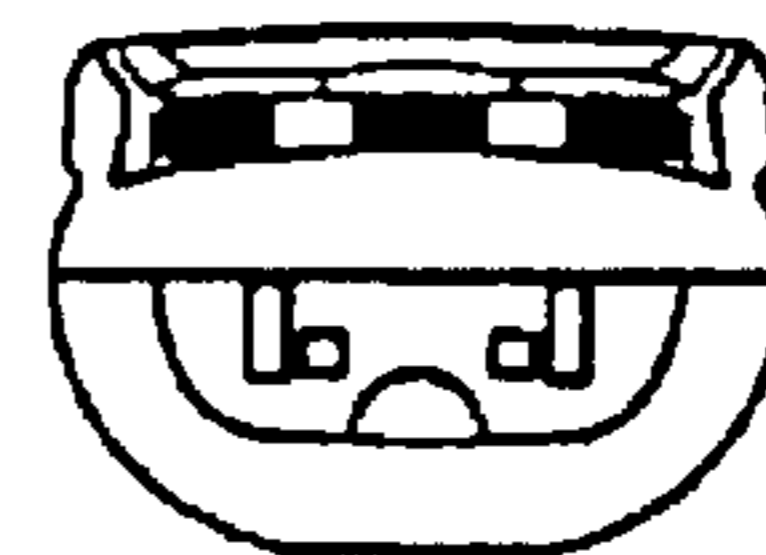


FIG. 5