

US00D498214S

(12) **United States Design Patent**  
**Ahn et al.**

(10) **Patent No.:** **US D498,214 S**  
(45) **Date of Patent:** **\*\* Nov. 9, 2004**

(54) **TELEVISION**

(75) Inventors: **Kyoung Mo Ahn**, Gyeonggi-do (KR);  
**Jung Hoon Lee**, Seoul (KR); **Bo**  
**Deung Hwang**, Seoul (KR)

(73) Assignee: **LG Electronics Inc.**, Seoul (KR)

(\*\*) Term: **14 Years**

(21) Appl. No.: **29/182,756**

(22) Filed: **Jun. 2, 2003**

(30) **Foreign Application Priority Data**

Dec. 3, 2002 (KR) ..... 30-2002-0034515

(51) **LOC (7) Cl.** ..... **14-03**

(52) **U.S. Cl.** ..... **D14/126**

(58) **Field of Search** ..... D14/125-136,  
D14/239, 374-377; 312/7, 2; 348/836,  
838, 180, 184, 325, 739; 341/12; 248/917-924;  
345/104, 133, 156, 168, 87, 173

(56) **References Cited**

**U.S. PATENT DOCUMENTS**

D419,977 S \* 2/2000 Chuo ..... D14/375

D422,576 S \* 4/2000 Chuo et al. .... D14/375  
D424,538 S \* 5/2000 Hayashi et al. .... D14/374  
D438,518 S \* 3/2001 Kanatani et al. .... D14/126  
D458,238 S \* 6/2002 Niitsu ..... D14/126  
D460,425 S \* 7/2002 Joe ..... D14/126  
D483,021 S \* 12/2003 Shih ..... D14/126

\* cited by examiner

*Primary Examiner*—Raphael Barkai

(74) *Attorney, Agent, or Firm*—Birch, Stewart, Kolasch &  
Birch, LLP

(57) **CLAIM**

The ornamental design for a television, as shown and  
described.

**DESCRIPTION**

FIG. 1 is a front perspective view of the television showing  
our new design;

FIG. 2 is a front view thereof;

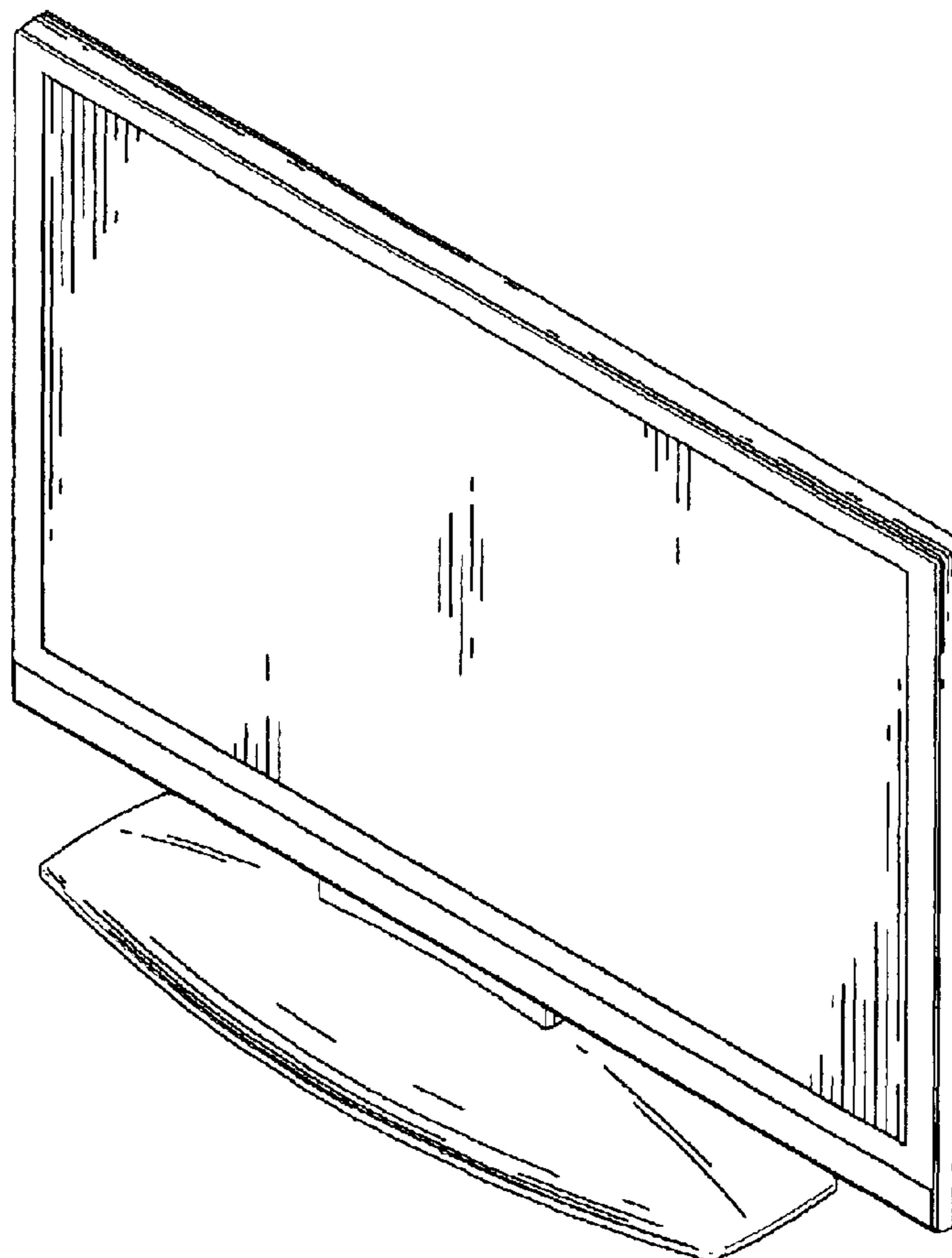
FIG. 3 is a rear view thereof;

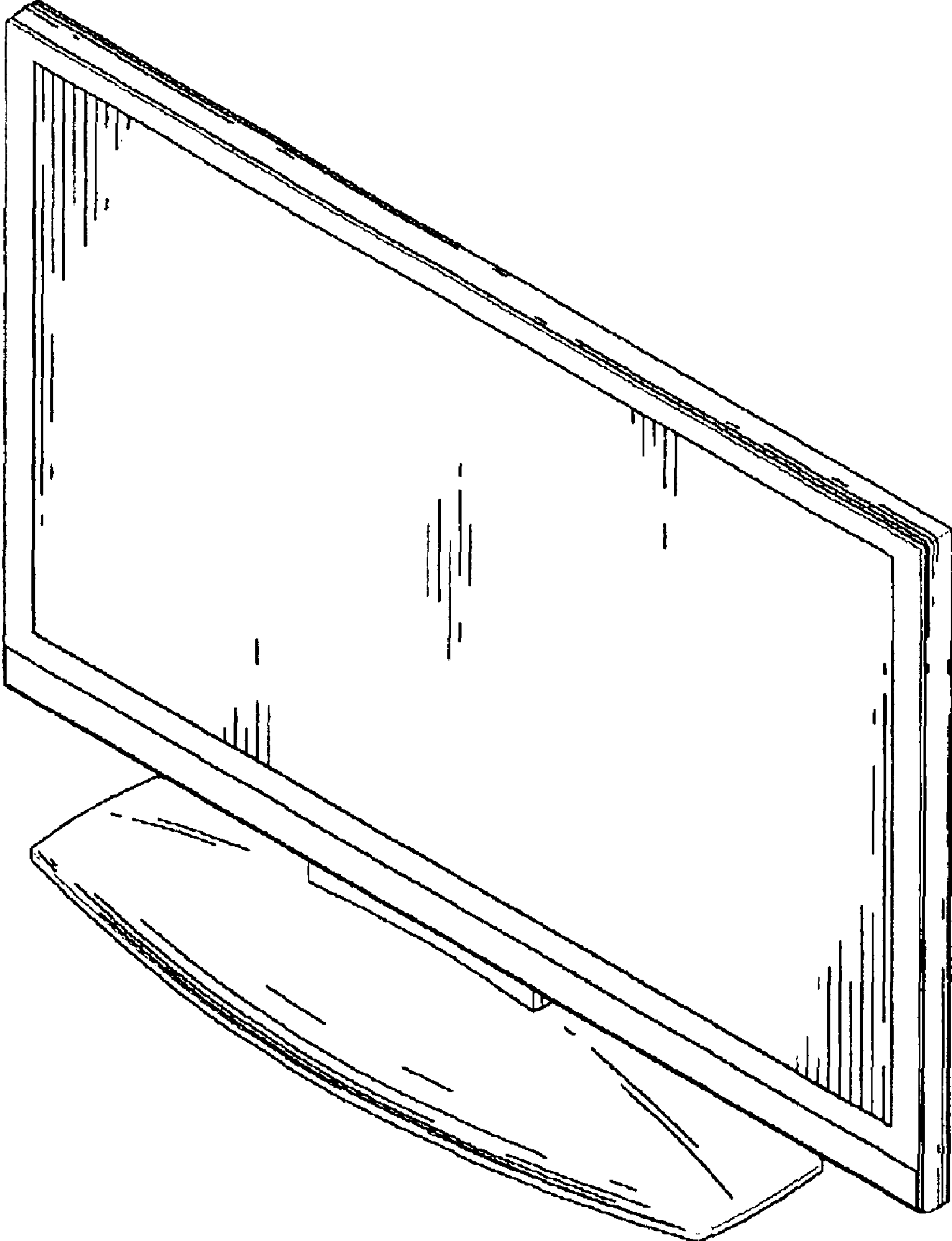
FIG. 4 is a left side view thereof, the right side view being  
a mirror image thereof;

FIG. 5 is a top view thereof; and,


FIG. 6 is a bottom view thereof.

**1 Claim, 4 Drawing Sheets**

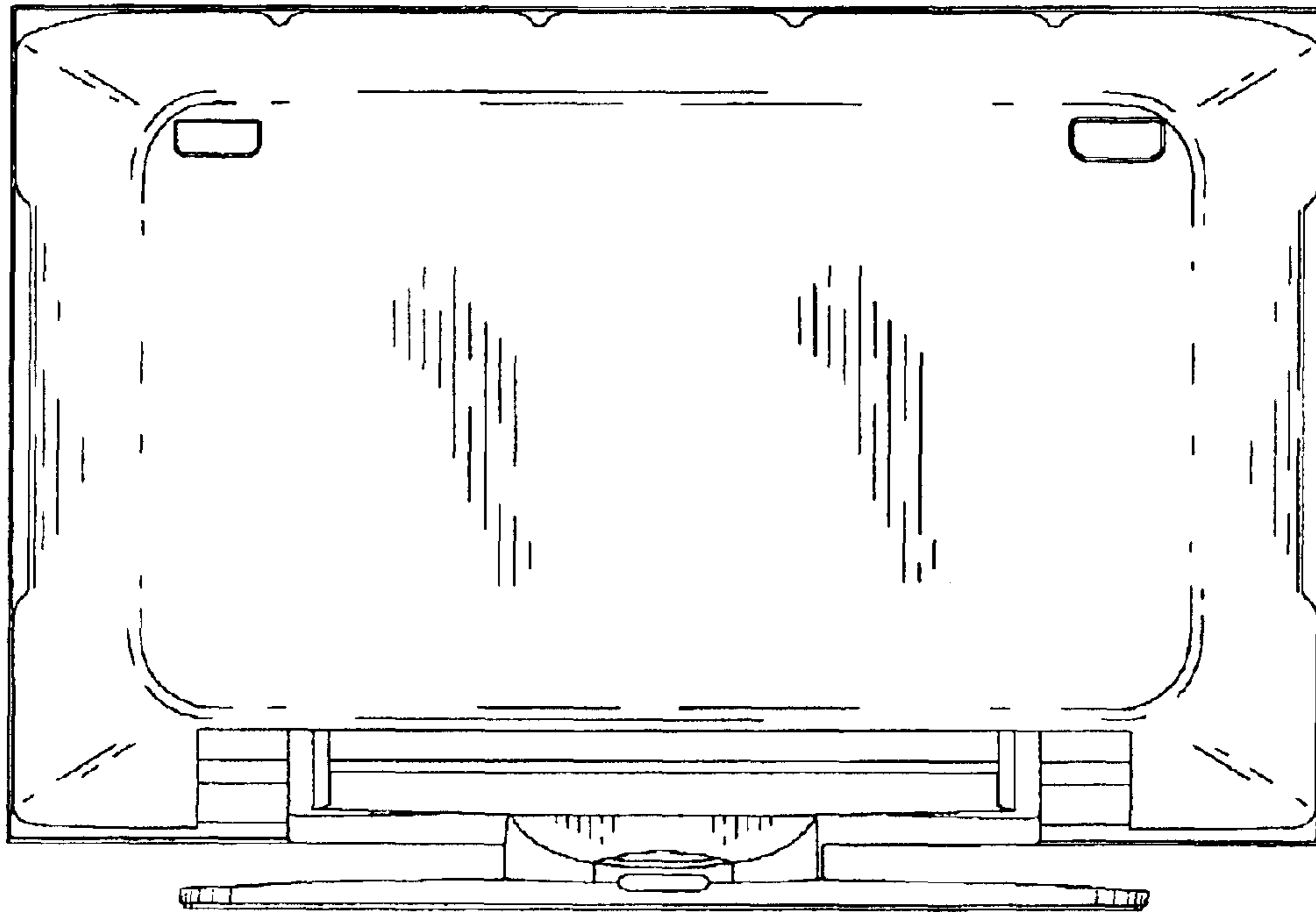




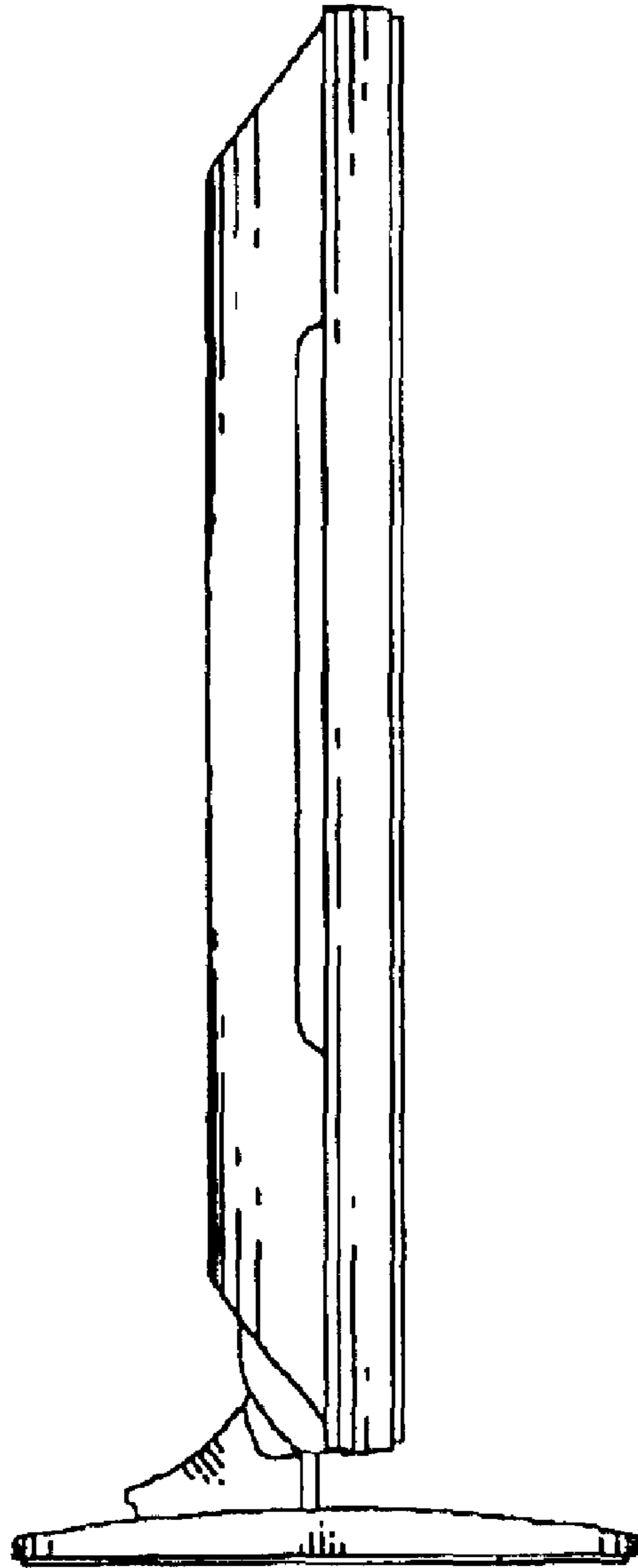
**FIG. 1**



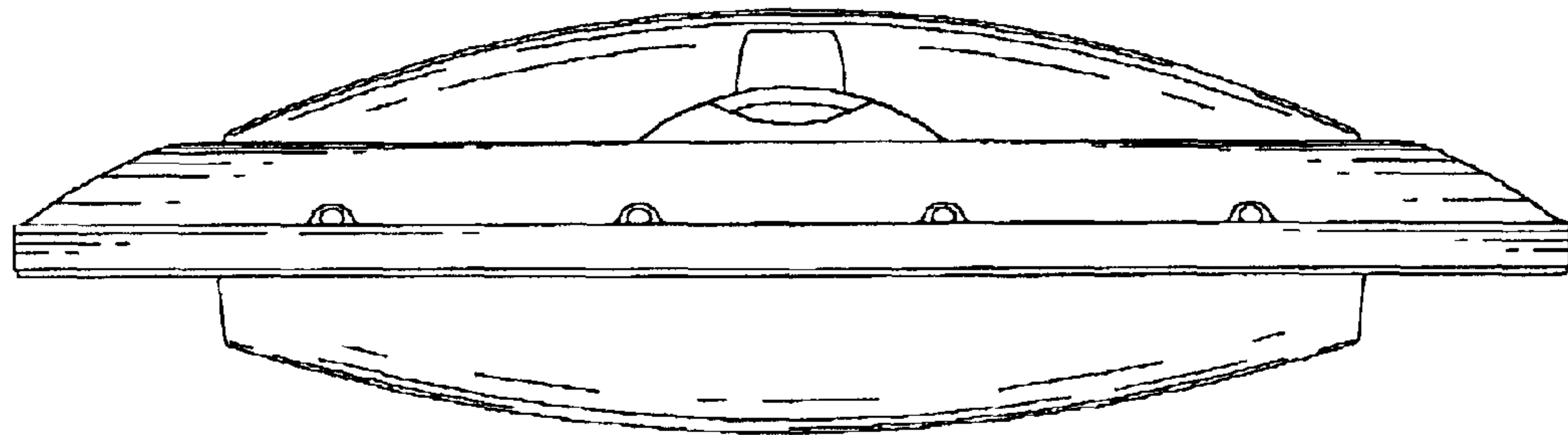
*FIG. 2*




*FIG. 3*



***FIG. 4***



**FIG. 5**



**FIG. 6**