

US00D498206S

(12) **United States Design Patent** (10) **Patent No.:** **US D498,206 S**
Cazin-Bourguignon et al. (45) **Date of Patent:** **** Nov. 9, 2004**

(54) **TIRE TREAD**

(75) Inventors: **Jean-Francois Cazin-Bourguignon**,
Audun-le Tiche (FR); **Mirosław**
Bogdan Maziarka, Ettelbruck (LU);
Patricia Marie Arnould, Saint-Medard
(BE)

(73) Assignee: **The Goodyear Tire & Rubber**
Company, Akron, OH (US)

(**) Term: **14 Years**

(21) Appl. No.: **29/199,549**

(22) Filed: **Feb. 17, 2004**

(51) **LOC (7) Cl.** **12-15**

(52) **U.S. Cl.** **D12/588**; D12/601; D12/602

(58) **Field of Search** D12/544, 551,
D12/553, 555, 559, 562, 564-565, 579,
586, 588, 590, 594-595, 598, 600, 601,
900; 152/209.1, 209.12, 209.18, 209.25

(56) **References Cited**

U.S. PATENT DOCUMENTS

D409,533 S * 5/1999 Graas D12/601
D459,295 S * 6/2002 Rodicq et al. D12/590

OTHER PUBLICATIONS

Uniroyal Tiger Paw Touring HR Tire, 2002 Tread Design
Guide, Jan. 2002, p. 68. 4/2.*

* cited by examiner

Primary Examiner—Robert M. Spear

(74) *Attorney, Agent, or Firm*—Richard B. O'Planick

(57) **CLAIM**

The ornamental design for a tire tread, as shown and
described.

DESCRIPTION

FIG. 1 is a perspective view of a tire tread showing our new
design, it being understood that the pattern repeats uni-
formly throughout the circumference of the tread;

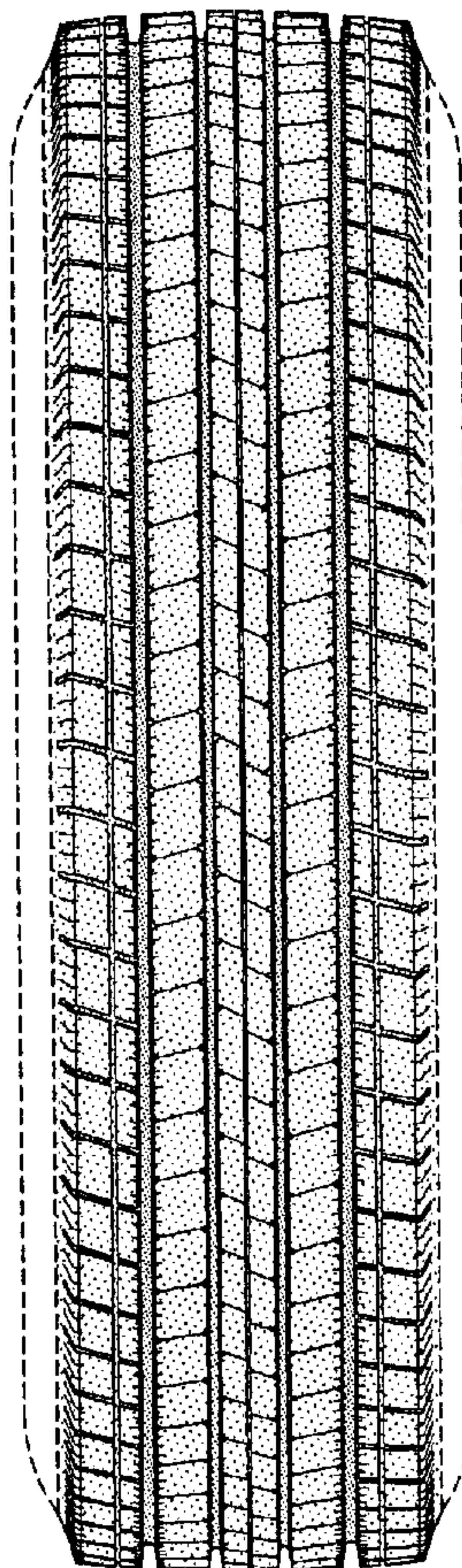
FIG. 2 is a front elevational view thereof;

FIG. 3 is a right side elevational view thereof; the opposite
side elevational view being identical thereto; and,

FIG. 4 is an enlarged fragmentary front elevational view
thereof.

In the drawings, the broken lines defining the sidewall, inner
bead and the peripheral boundary between the tire tread and
the sidewall are for illustrative purposes only and form no
part of the claimed design.

1 Claim, 4 Drawing Sheets



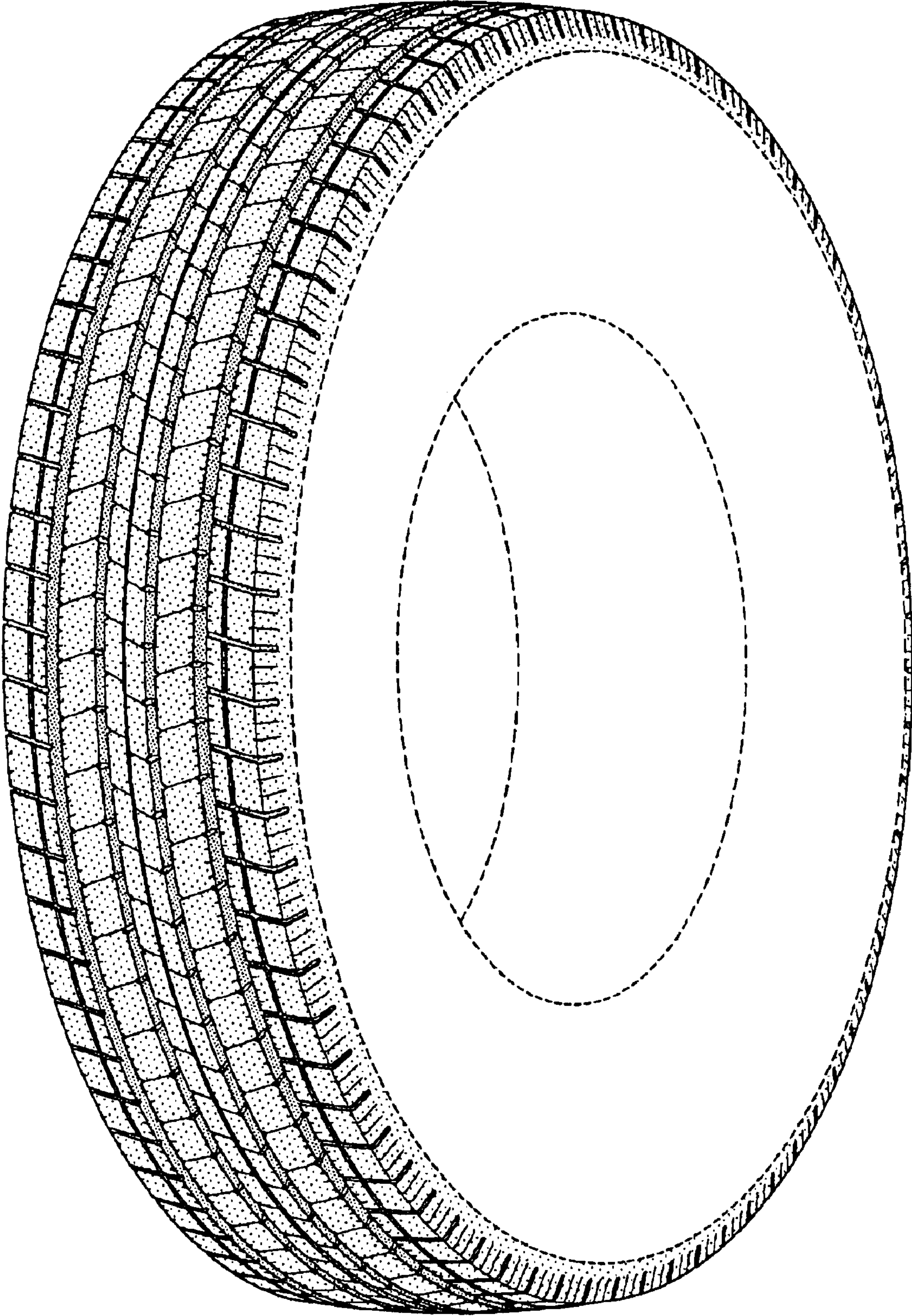


FIG-1

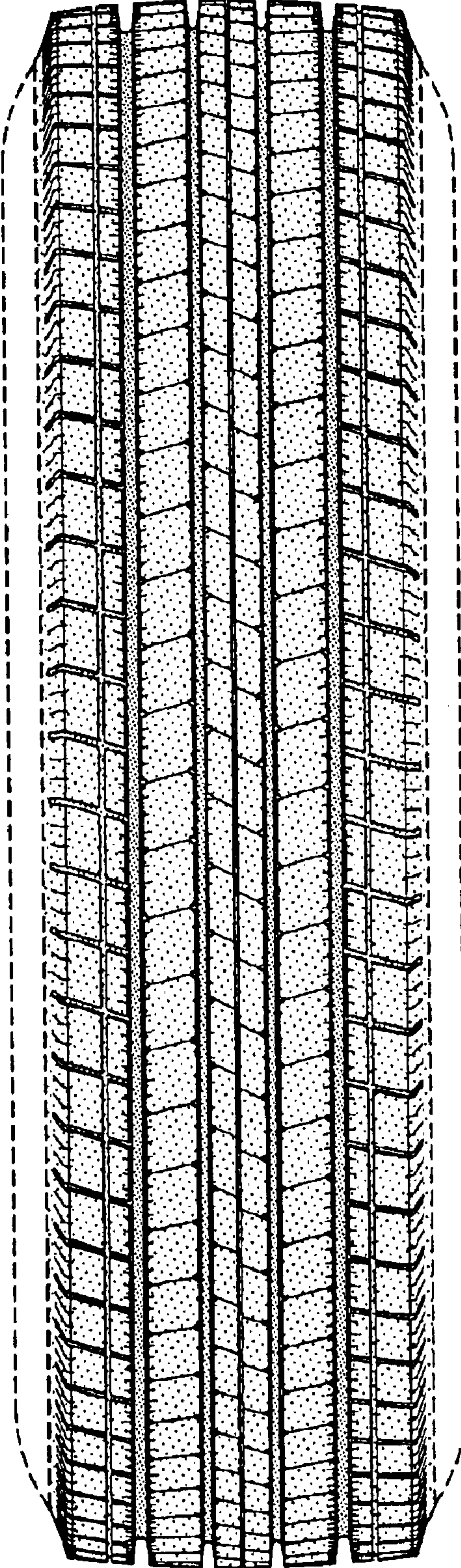


FIG-2

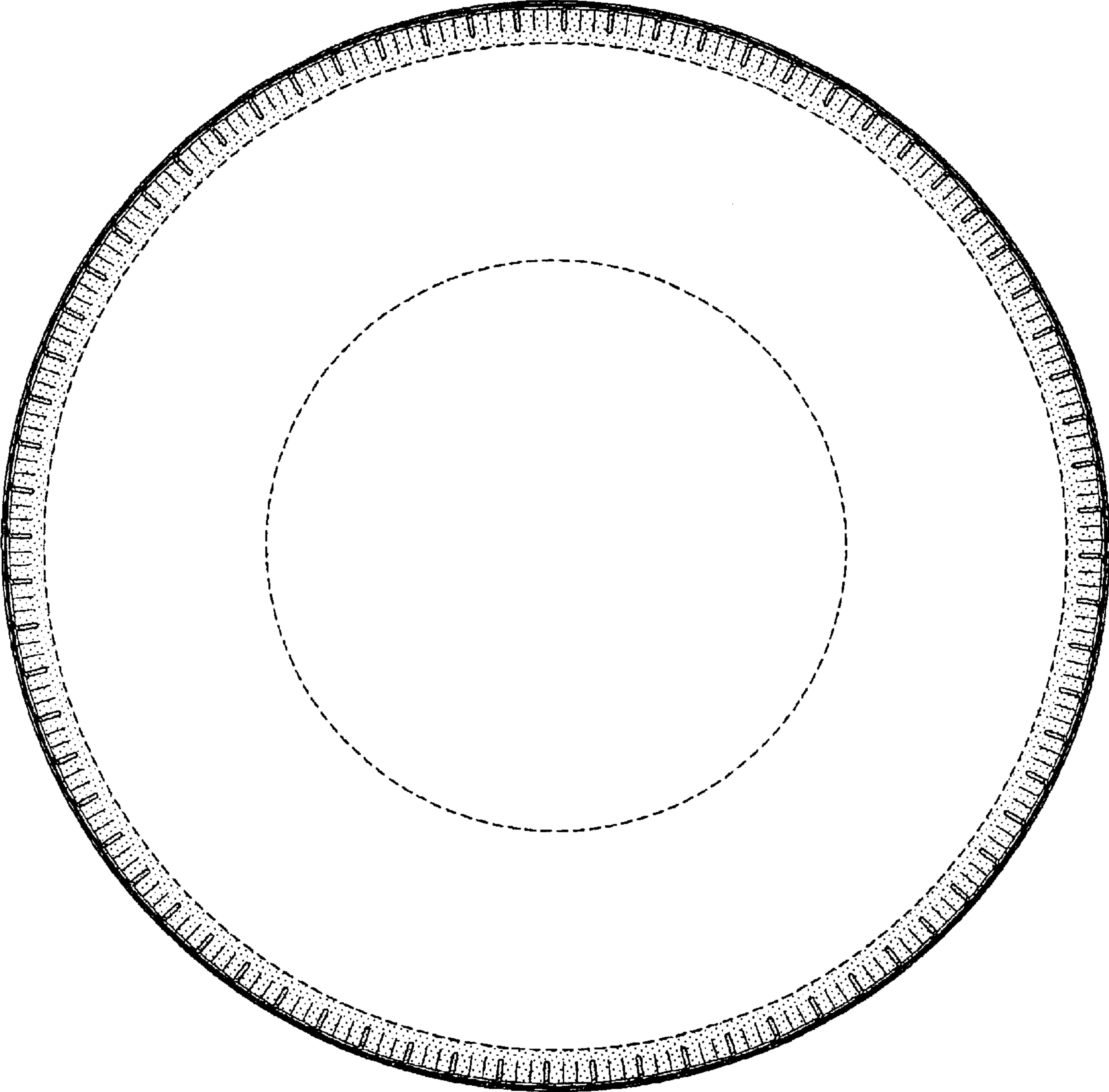


FIG-3

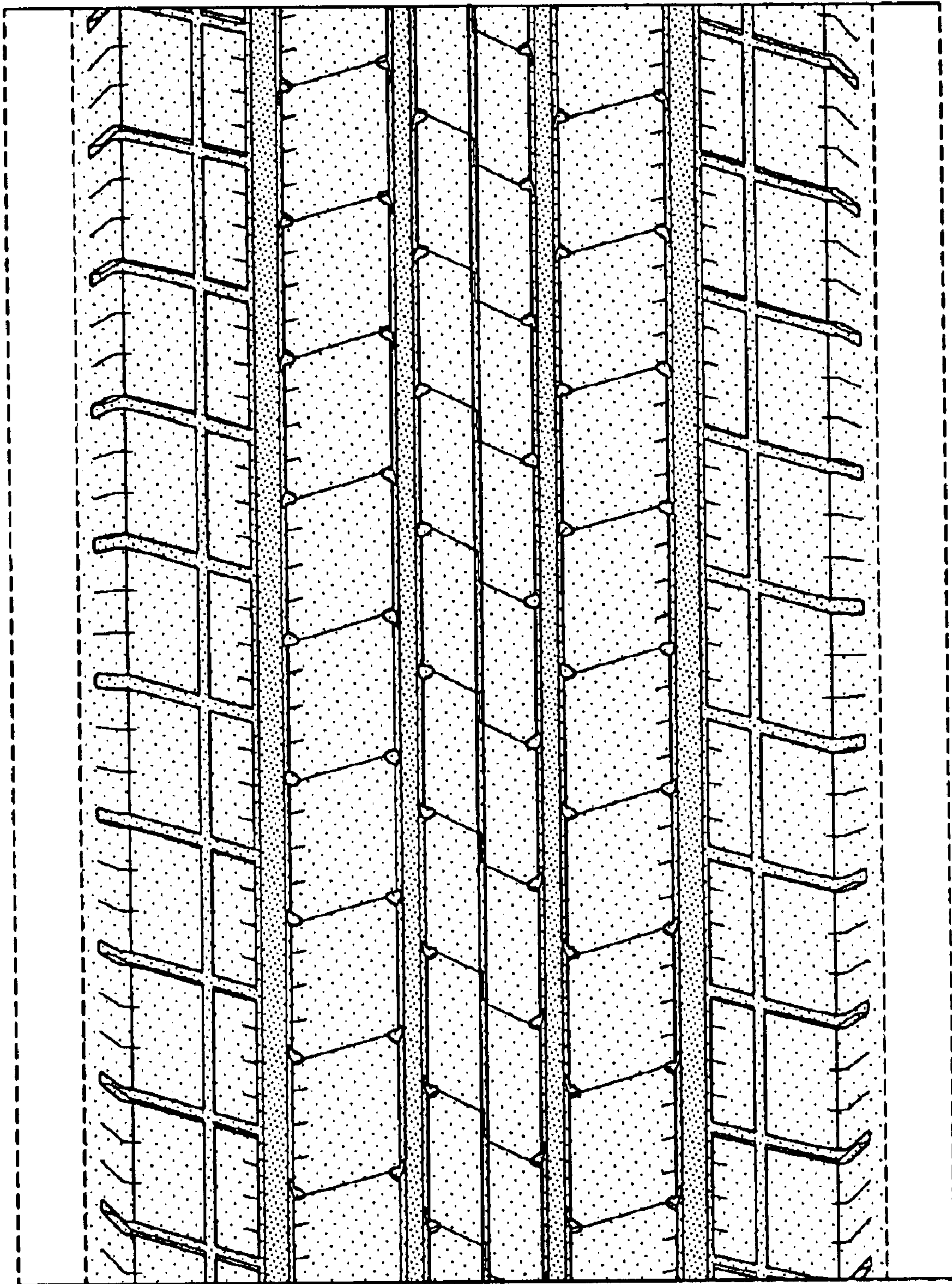


FIG-4