

US00D498186S

(12) **United States Design Patent**  
**Iwai**

(10) **Patent No.:** **US D498,186 S**

(45) **Date of Patent:** **\*\* Nov. 9, 2004**

(54) **RADIATOR GRILLE FOR AN AUTOMOBILE**

(75) Inventor: **Takeshi Iwai**, Kanagawa (JP)

(73) Assignee: **Nissan Motor Co., Ltd.**, Yokohama (JP)

(\*\*) Term: **14 Years**

(21) Appl. No.: **29/196,407**

(22) Filed: **Dec. 30, 2003**

(30) **Foreign Application Priority Data**

Aug. 5, 2003 (JP) ..... 2003-022745

(51) **LOC (7) Cl.** ..... **12-16**

(52) **U.S. Cl.** ..... **D12/163**

(58) **Field of Search** ..... D12/163, 171,  
D12/90-92, 216, 169, 196; 180/68.1, 68.6;  
296/194

(56) **References Cited**

**U.S. PATENT DOCUMENTS**

- D209,195 S \* 11/1967 Jusztin ..... D12/163
- D394,035 S \* 5/1998 Stosel et al. .... D12/163
- D422,249 S \* 4/2000 Sacco et al. .... D12/163
- D479,166 S \* 9/2003 Tanaka et al. .... D12/163

- D480,667 S \* 10/2003 Price et al. .... D12/163
- D484,833 S \* 1/2004 Kato ..... D12/163
- D491,118 S \* 6/2004 Matsumoto et al. .... D12/163

\* cited by examiner

*Primary Examiner*—Melody N. Brown

(74) *Attorney, Agent, or Firm*—Foley & Lardner LLP

(57) **CLAIM**

The ornamental design for a radiator grille for an automobile, as shown and described.

**DESCRIPTION**

FIG. 1 is a perspective view of a radiator grille for an automobile;

FIG. 2 is a front view thereof;

FIG. 3 is a rear view thereof;

FIG. 4 is a left side view thereof (right side view is a mirror view of the left side view);

FIG. 5 is top plan view thereof; and,

FIG. 6 is a bottom view thereof.

The broken lines are for illustrative purpose only and form no part of the claimed design.

The broken lines consisting of long lines and dots “— - — - —” indicate the border line only between the claimed portion and disclaimed portion.

**1 Claim, 2 Drawing Sheets**

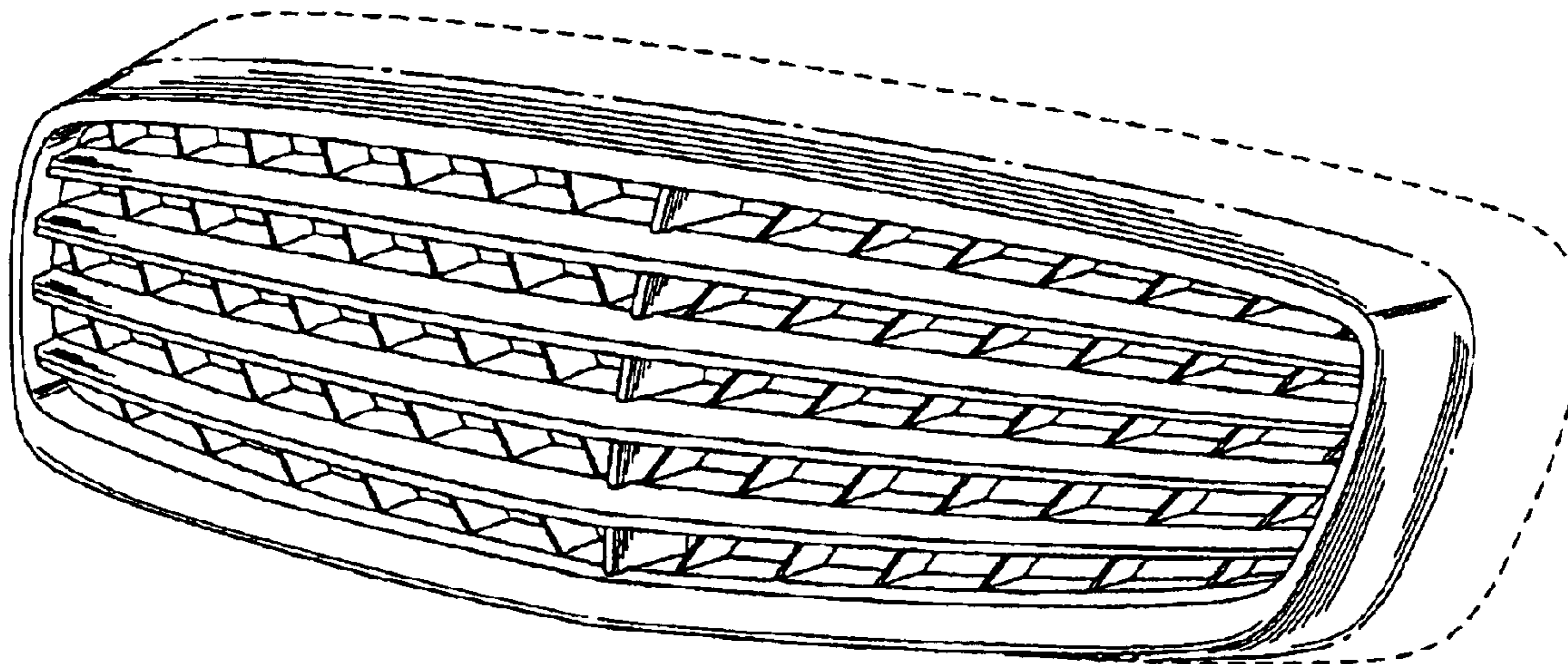


FIG.1

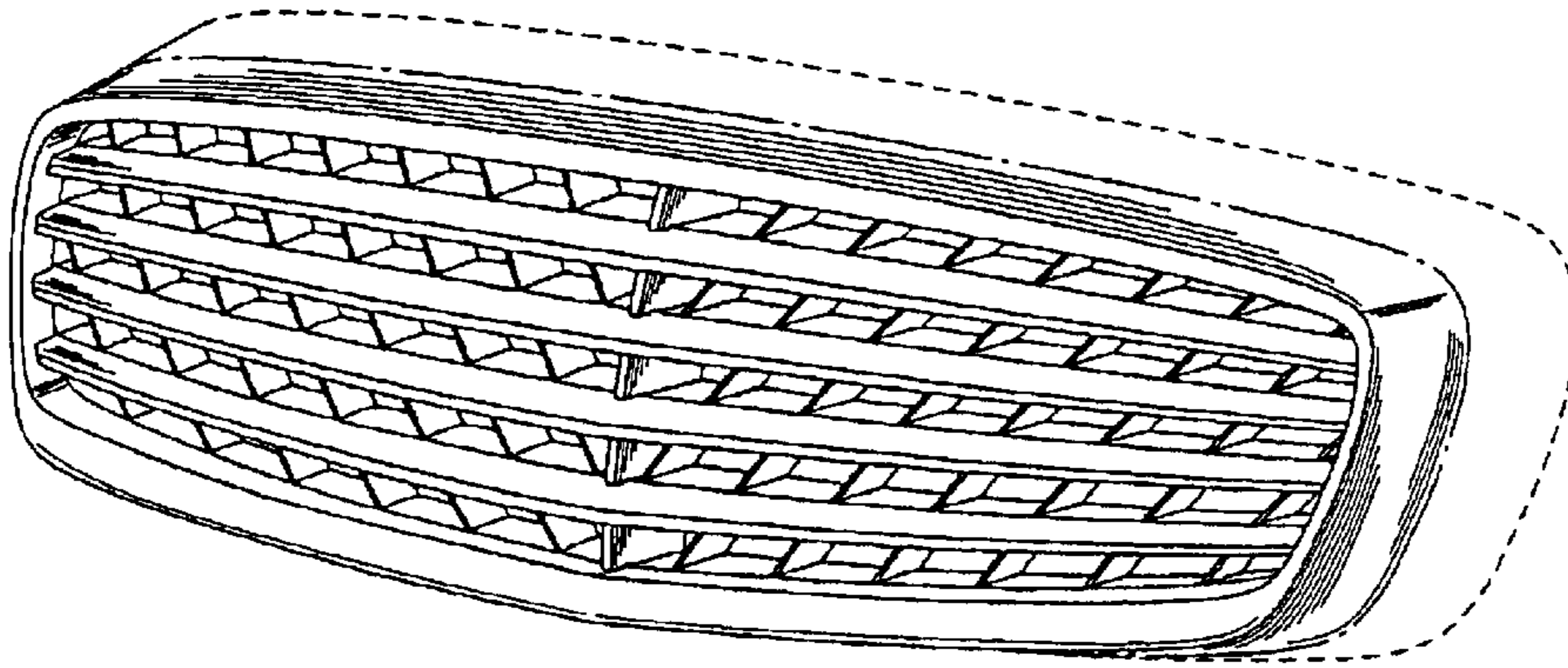


FIG.2

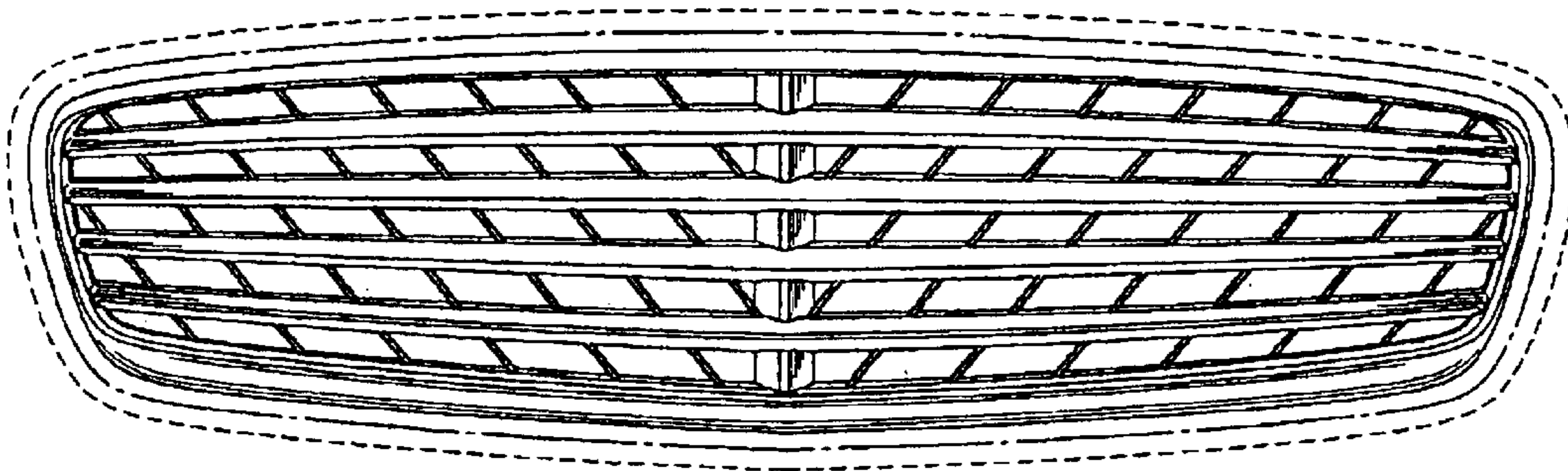


FIG.3

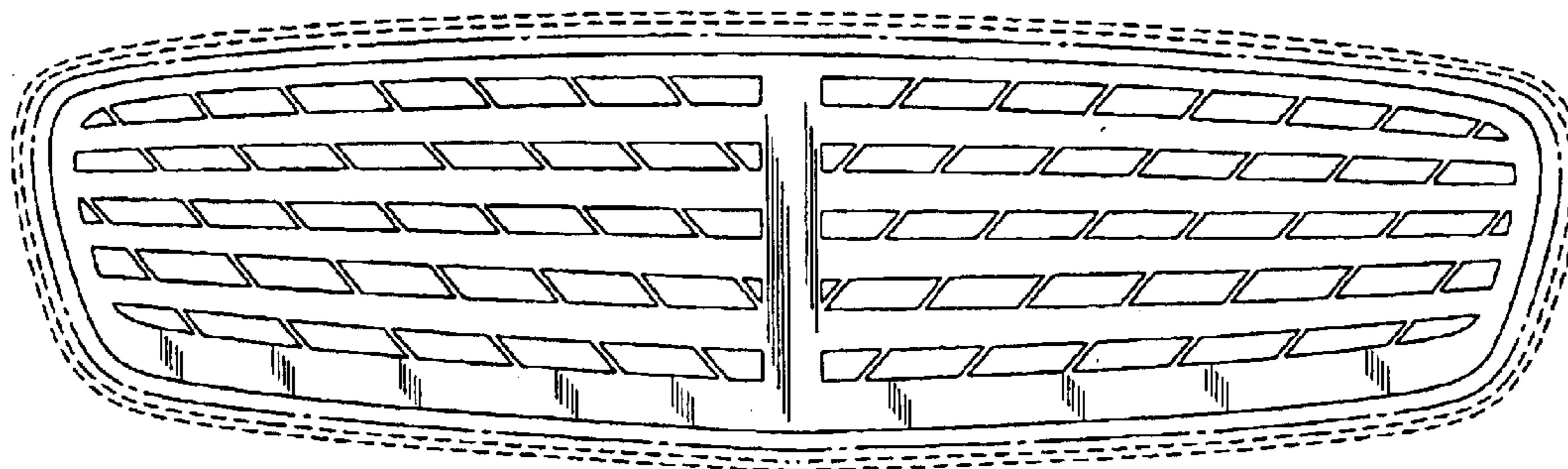


FIG.4




FIG.5




FIG.6

