

US00D498178S

(12) **United States Design Patent**  
**Nielander**

(10) **Patent No.:** **US D498,178 S**

(45) **Date of Patent:** **\*\* Nov. 9, 2004**

(54) **AUTOMOBILE BODY**

(75) **Inventor:** **Brian H. Nielander**, Royal Oak, MI  
(US)

(73) **Assignee:** **DaimlerChrysler Corporation**, Auburn  
Hills, MI (US)

(\*\*) **Term:** **14 Years**

(21) **Appl. No.:** **29/196,185**

(22) **Filed:** **Dec. 22, 2003**

(51) **LOC (7) Cl.** ..... **12-08**

(52) **U.S. Cl.** ..... **D12/92**

(58) **Field of Search** ..... D12/90-92, 86,  
D12/88; D21/424, 433, 548, 549; 296/185,  
186

(56) **References Cited**

**U.S. PATENT DOCUMENTS**

- D358,569 S \* 5/1995 Ramaciotti ..... D12/92
- D411,138 S \* 6/1999 Ramaciotti ..... D12/92
- D449,254 S \* 10/2001 Larson ..... D12/92

- D458,872 S \* 6/2002 Ramaciotti ..... D12/92
- D470,435 S \* 2/2003 Donckerwolke ..... D12/92
- D478,843 S \* 8/2003 Pardo ..... D12/92
- D491,843 S \* 6/2004 Giugiaro ..... D12/92

\* cited by examiner

*Primary Examiner*—Melody N. Brown

(74) *Attorney, Agent, or Firm*—Ralph E. Smith

(57) **CLAIM**

The ornamental design for an automobile body, as shown and described.

**DESCRIPTION**

FIG. 1 is a front perspective view of an automobile body showing our new design;

FIG. 2 is a side view thereof;


FIG. 3 is a front downward perspective view thereof;

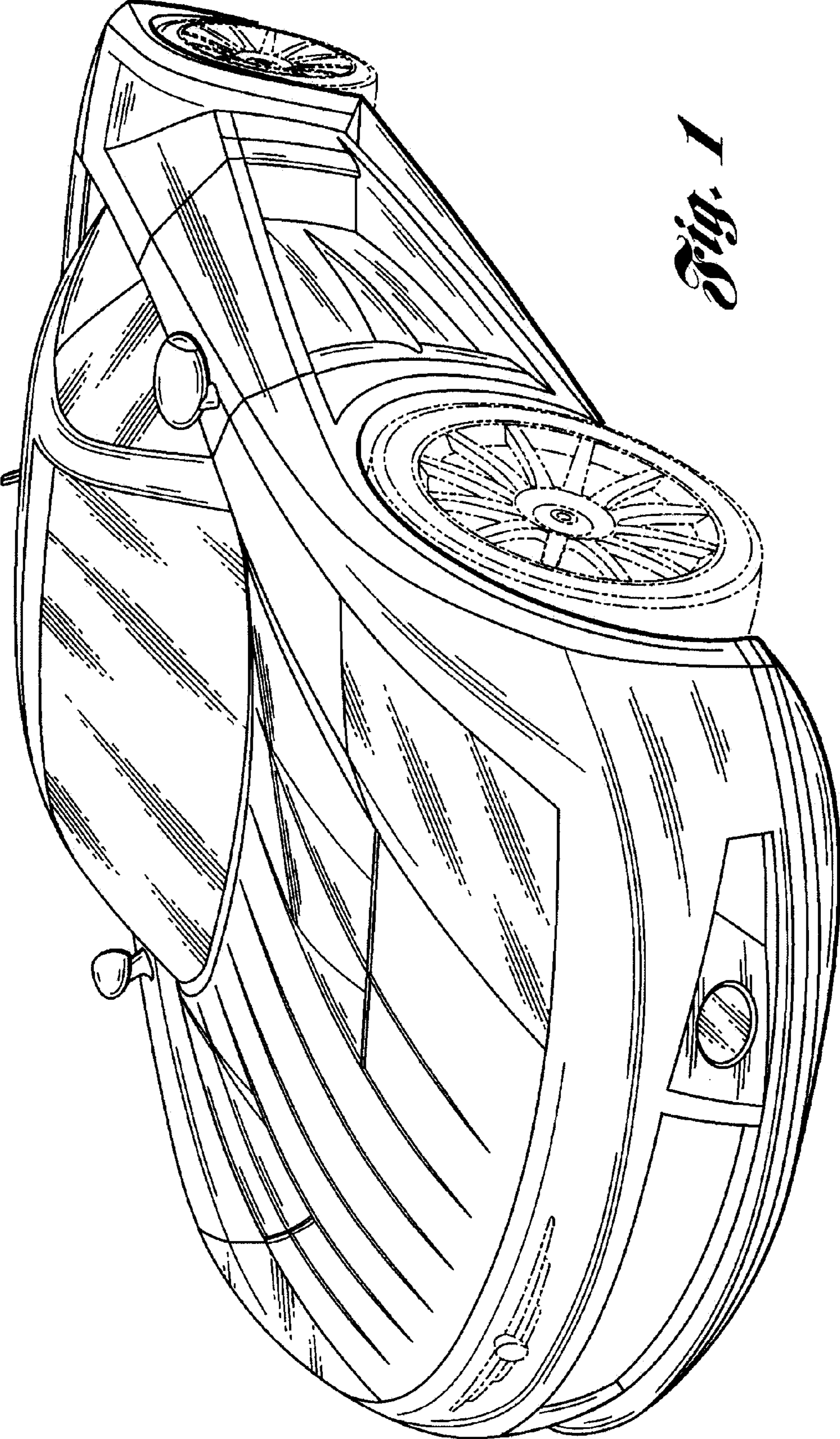
FIG. 4 is a rear perspective view thereof; and,

FIG. 5 is a top perspective view thereof.

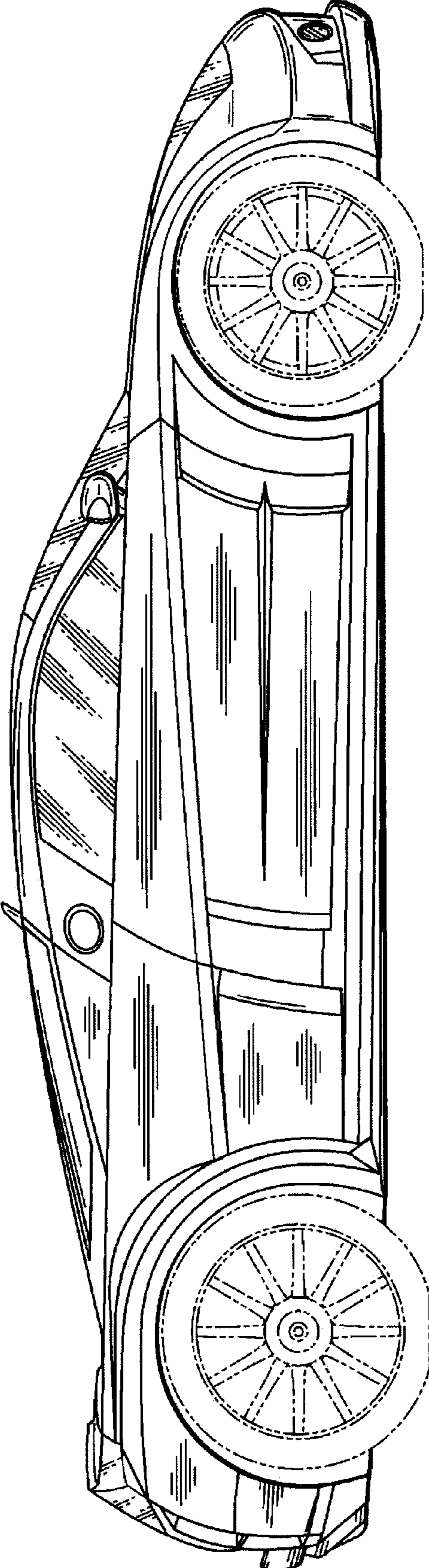
It will be understood that the dashed lines presented in the drawings are for illustration only, and do not form a part of the claimed design.

**1 Claim, 5 Drawing Sheets**






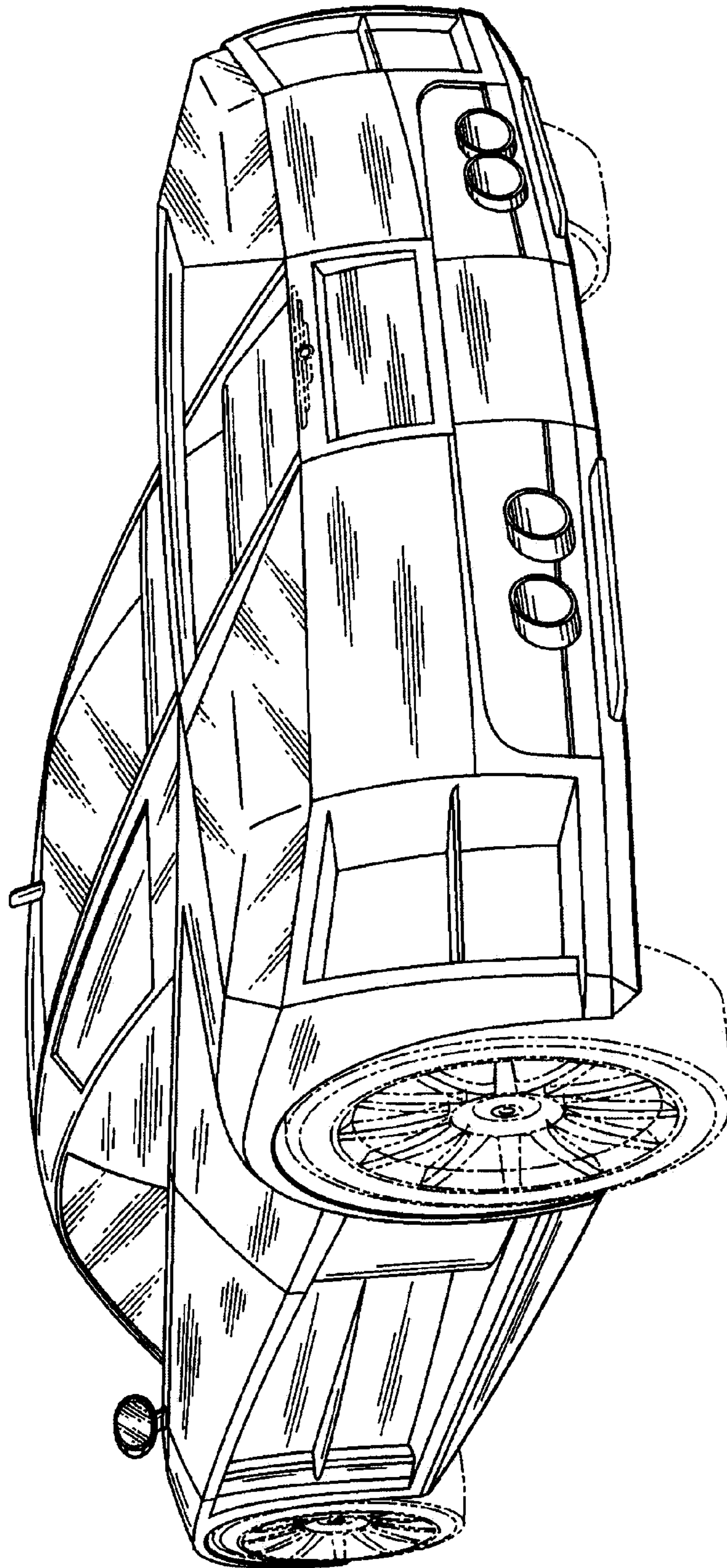
*Fig. 1*



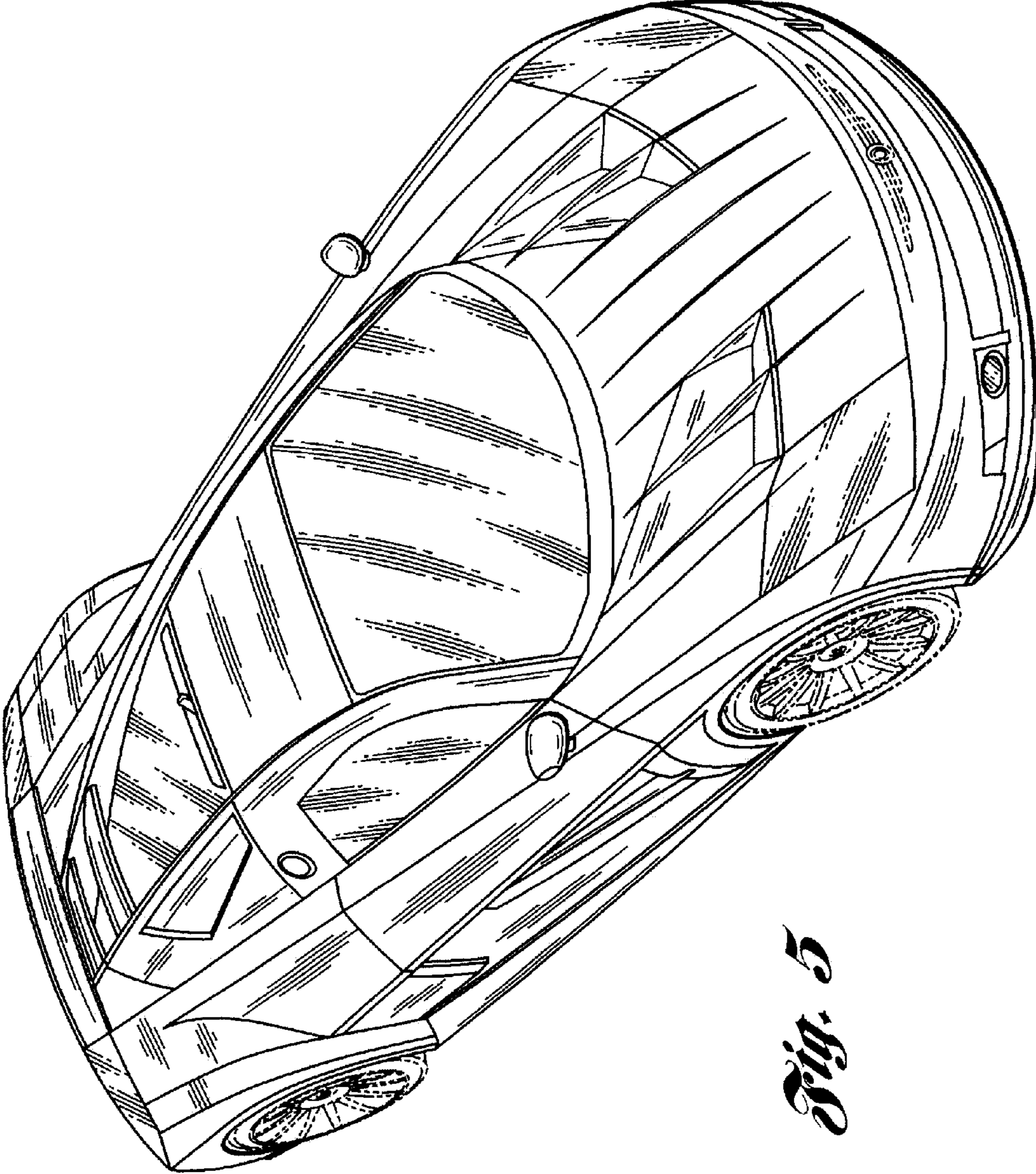
*Fig. 2*



*Fig. 3*



*Fig. 4*



*Fig. 5*