



US00D498175S

(12) **United States Design Patent**
Ledein

(10) **Patent No.:** **US D498,175 S**

(45) **Date of Patent:** **** Nov. 9, 2004**

(54) **CLASP**

(75) **Inventor:** **Ludovic Ledein**, Brooklyn, NY (US)

(73) **Assignee:** **Sara Lee Corporation**, Winston-Salem, NC (US)

(**) **Term:** **14 Years**

(21) **Appl. No.:** **29/193,274**

(22) **Filed:** **Nov. 6, 2003**

(51) **LOC (7) Cl.** **02-07**

(52) **U.S. Cl.** **D11/218**

(58) **Field of Search** D11/200, 201,
D11/208-210, 212-218, 220, 231-234,
237, 86-87, 94; 63/15.2, 15; 24/307, 625,
616, 200, 196, 171, 169, 112

(56) **References Cited**

U.S. PATENT DOCUMENTS

- D97,050 S * 10/1935 Freysinger D11/218
- D349,473 S * 8/1994 Fildan D11/212
- D350,712 S 9/1994 D'Ambrosio
- D352,678 S * 11/1994 Fildan D11/212

- D356,525 S * 3/1995 Fildan D11/218
- D440,905 S * 4/2001 Fildan et al. D11/218
- D475,653 S * 6/2003 Fildan et al. D11/216

* cited by examiner

Primary Examiner—Ralf Seifert

(74) *Attorney, Agent, or Firm*—Ohlandt, Greeley, Ruggiero & Perle, L.L.P.

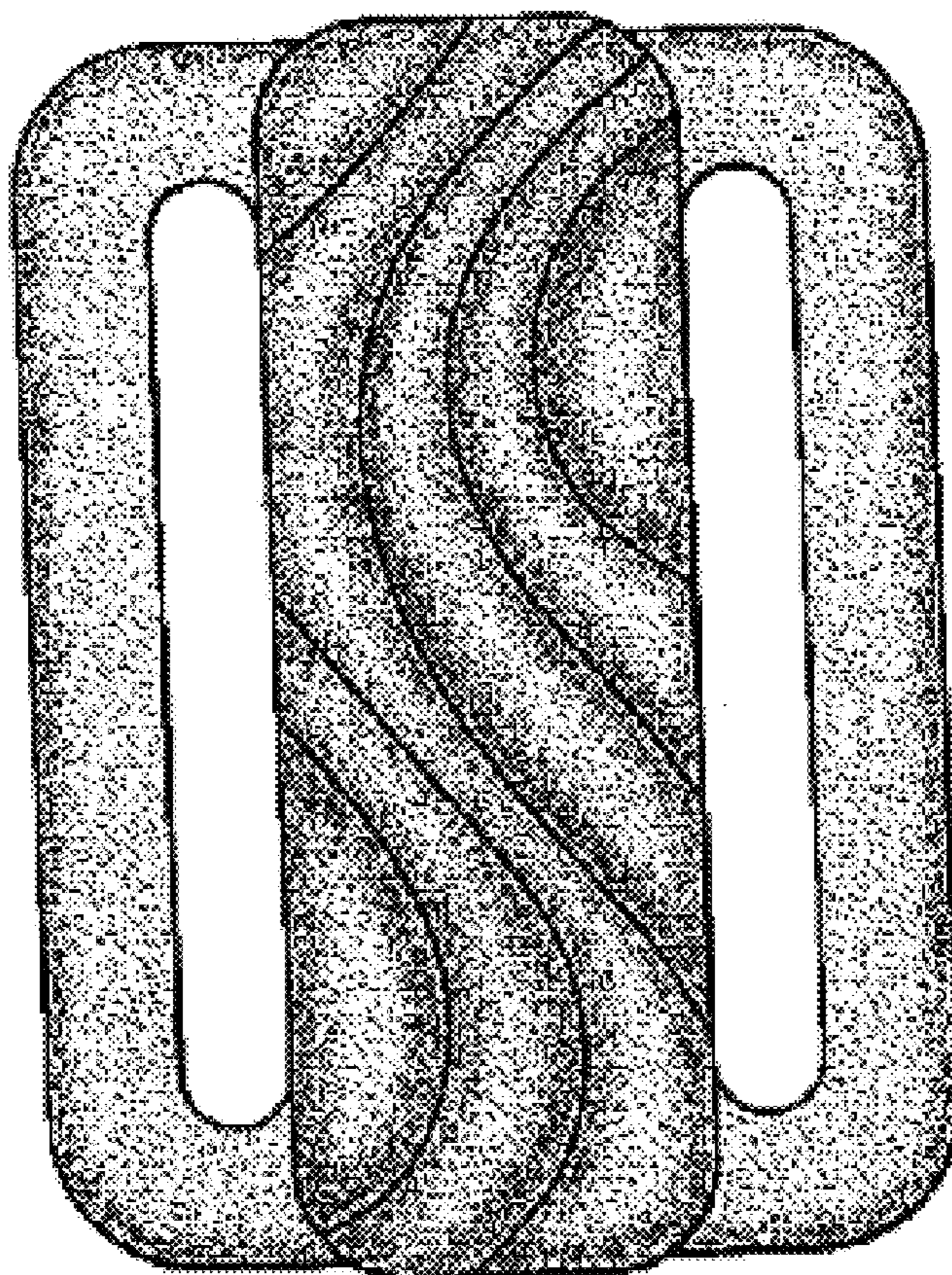
(57) **CLAIM**

The ornamental design for the clasp, as shown and described in the accompanying figures.

DESCRIPTION

FIG. 1 is a perspective view of a clasp according to the present invention;
 FIG. 2 is a front view of the clasp of FIG. 1;
 FIG. 3 is a side view of the clasp of FIG. 1;
 FIG. 4 is a side view, opposite the side view of FIG. 3, of the clasp of FIG. 1;
 FIG. 5 is a top view of the clasp of FIG. 1; and,
 FIG. 6 is a bottom view, opposite the top view of FIG. 5, of the clasp of FIG. 1.

1 Claim, 2 Drawing Sheets



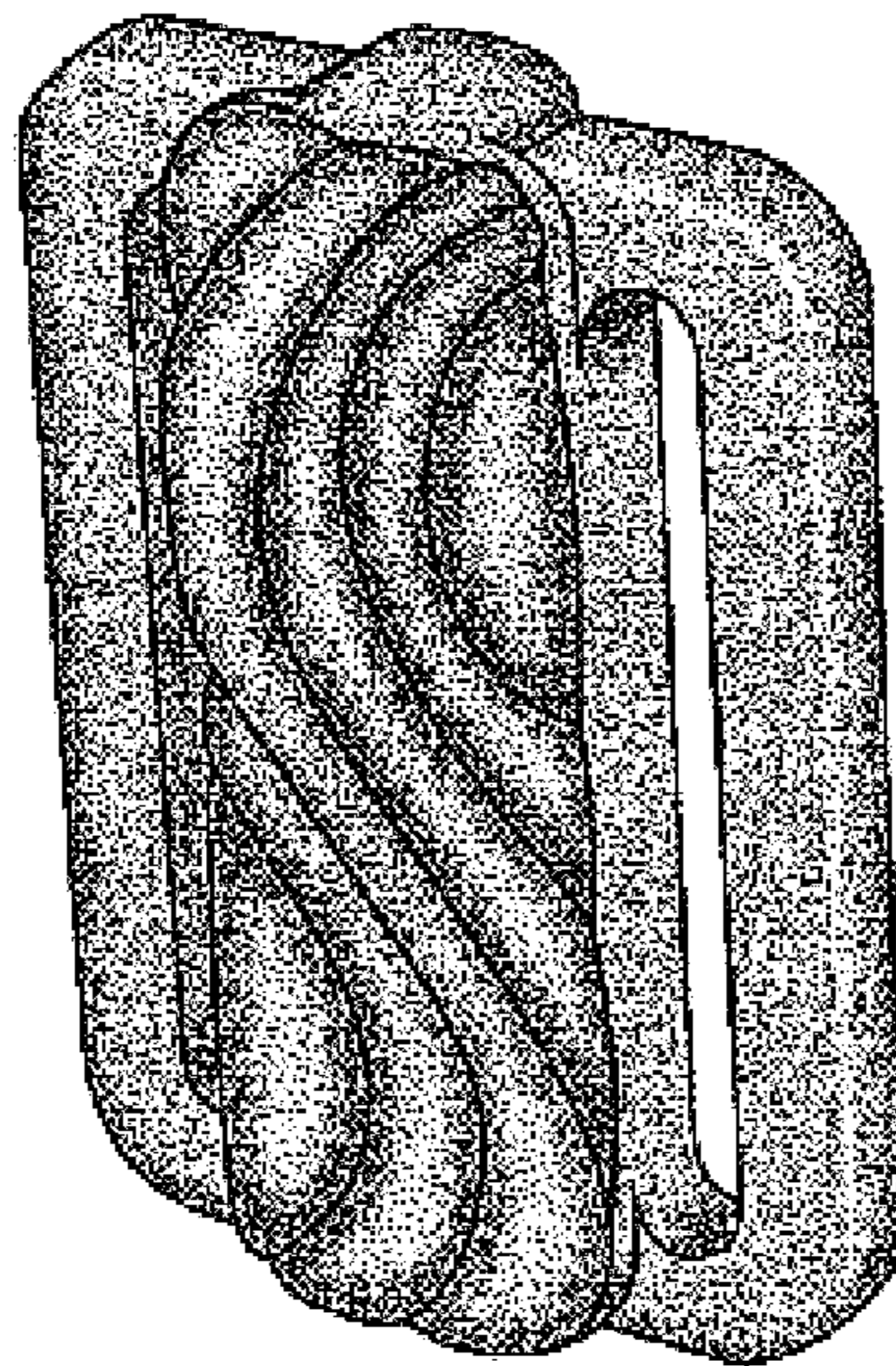


FIG. 1




FIG. 5

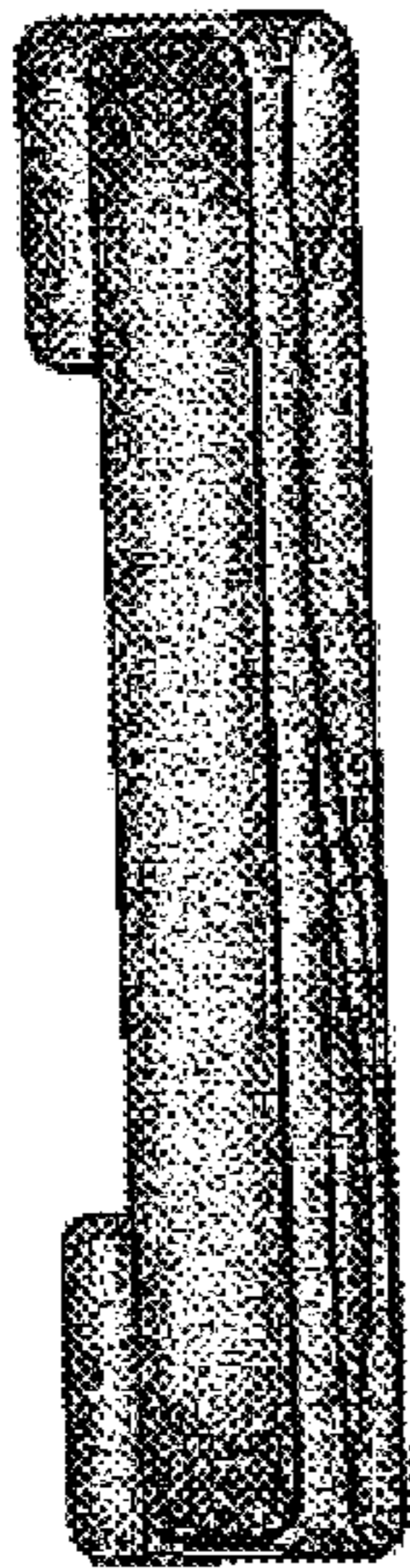


FIG. 3

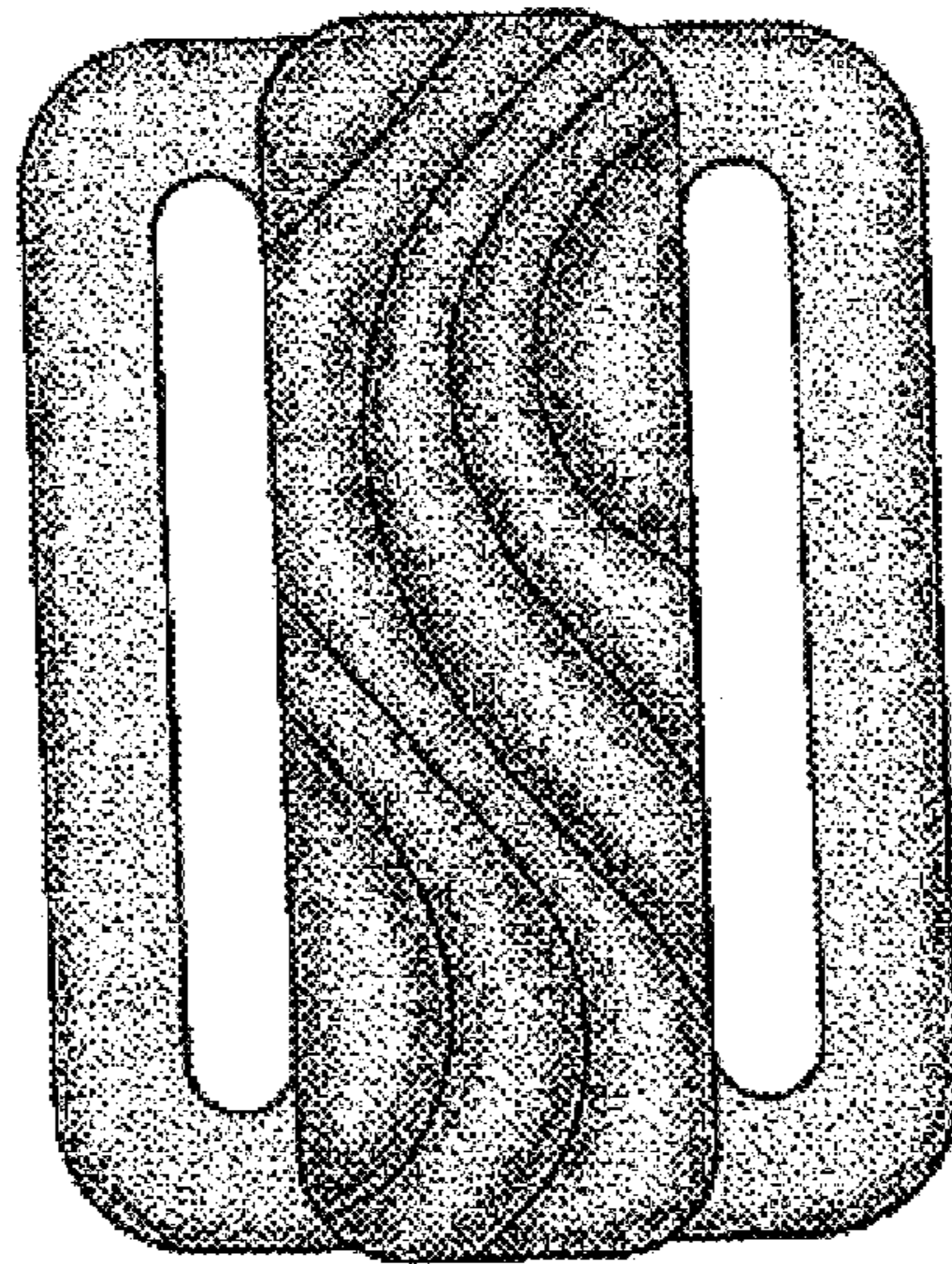


FIG. 2

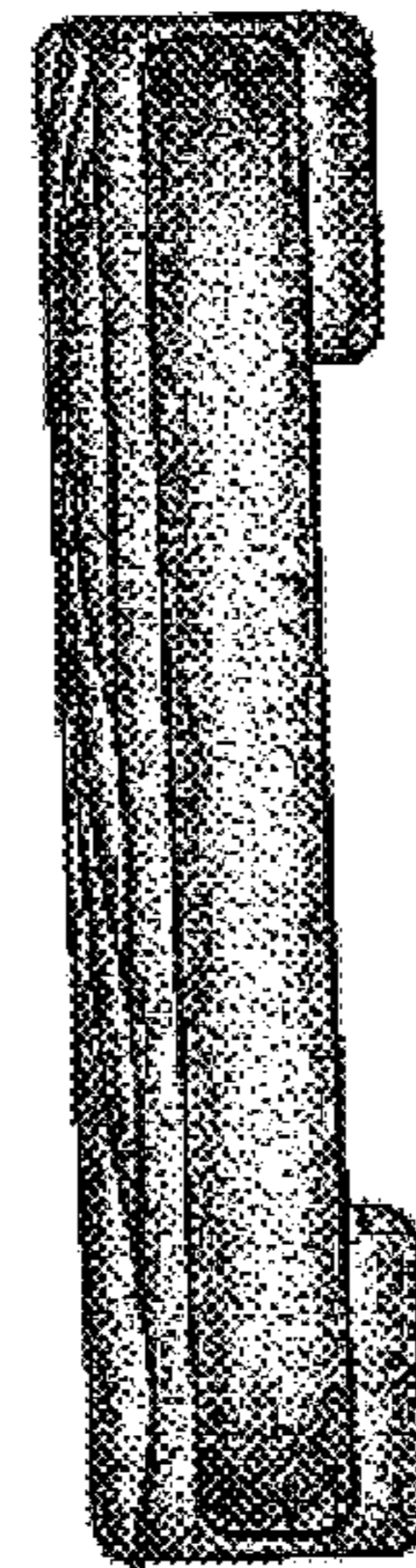


FIG. 4

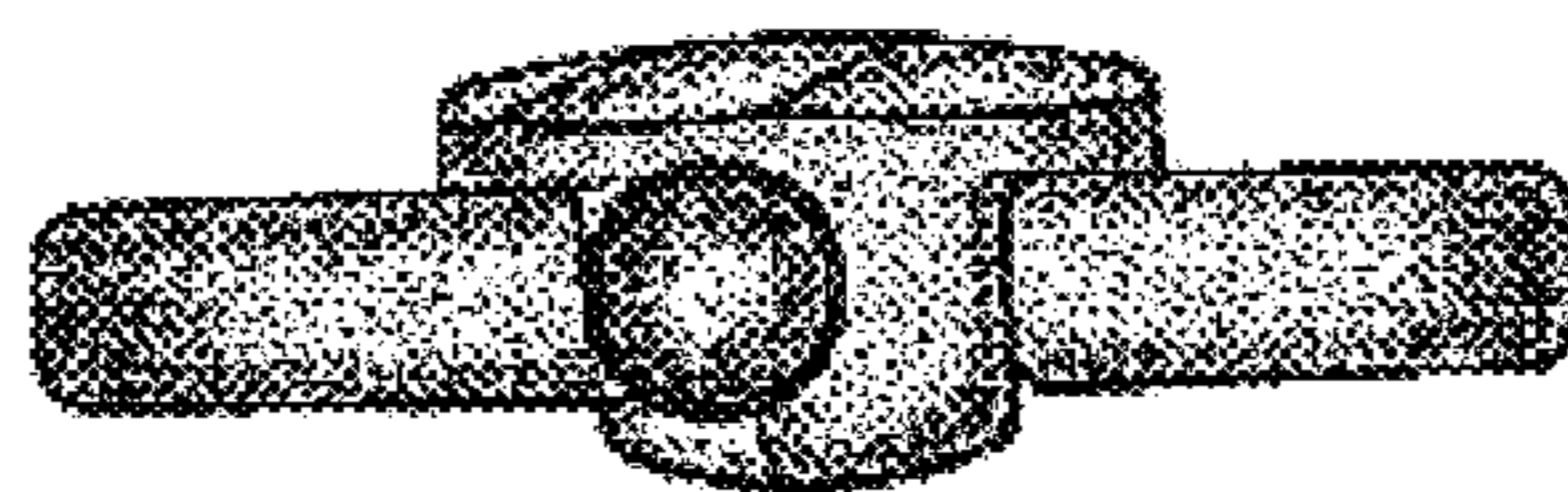


FIG. 6