

US00D498168S

(12) **United States Design Patent**  
**Calvani**

(10) **Patent No.:** **US D498,168 S**  
(45) **Date of Patent:** **\*\* Nov. 9, 2004**

(54) **WATCH BRACELET PORTION**  
(75) **Inventor:** **Maria Cristina Calvani, Cologny (CH)**  
(73) **Assignee:** **Rolex Watch U.S.A., Inc., New York, NY (US)**  
(\*\*) **Term:** **14 Years**

D399,162 S \* 10/1998 Pandel ..... D11/16  
D469,374 S \* 1/2003 Calvani et al. .... D11/16

\* cited by examiner

*Primary Examiner*—Louis S. Zarfes  
*Assistant Examiner*—John Windmuller  
(74) *Attorney, Agent, or Firm*—Morgan & Finnegan LLP

(21) **Appl. No.:** **29/193,491**  
(22) **Filed:** **Nov. 10, 2003**

(57) **CLAIM**

I claim the ornamental design for a watch bracelet portion, as shown and described.

(30) **Foreign Application Priority Data**

May 15, 2003 (CH) ..... 129695

(51) **LOC (7) Cl.** ..... **11-01**  
(52) **U.S. Cl.** ..... **D11/16**  
(58) **Field of Search** ..... D11/1-7, 9, 10,  
D11/12-23, 34, 38-48, 63-69, 71, 77-81,  
84, 85, 93; D10/32; 368/281, 282; 63/3-5,  
1, 9; 59/80; 224/164

**DESCRIPTION**

FIG. 1 is a perspective view illustrating the top, front and left side of a design of the watch bracelet portion;  
FIG. 2 is a top plan view thereof;  
FIG. 3 is a bottom plan view thereof;  
FIG. 4 is a front elevational view thereof;  
FIG. 5 is a rear elevational view thereof;  
FIG. 6 is right side elevational view thereof; and,  
FIG. 7 is left side elevational view thereof.

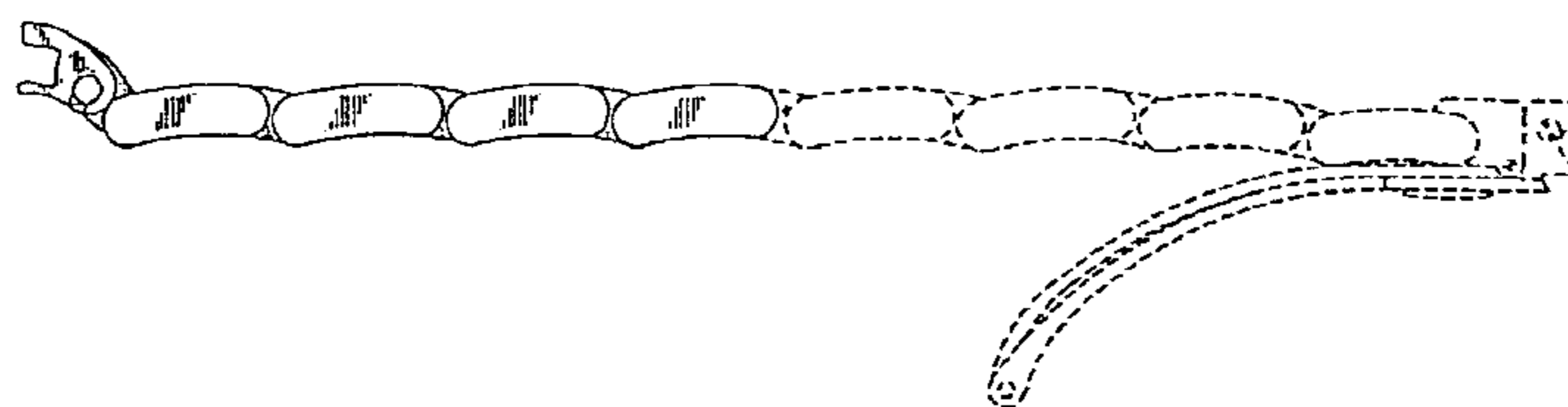
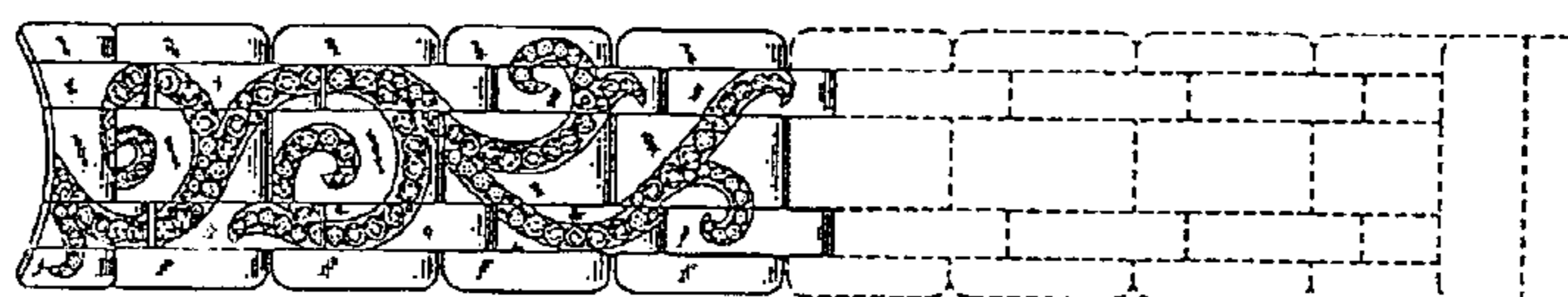
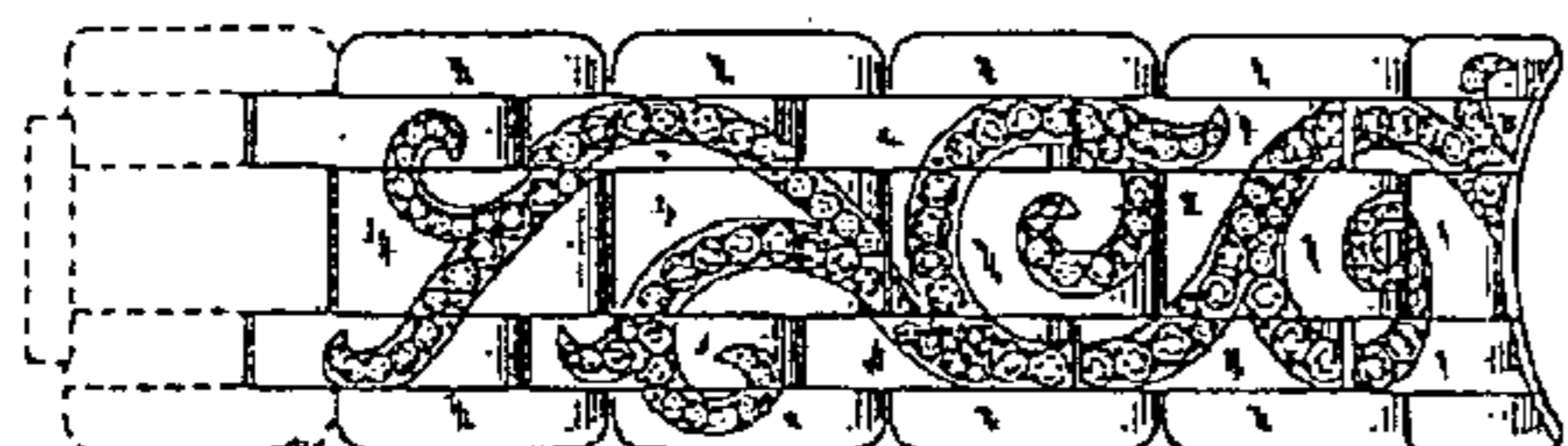
The broken-line disclosure in the above referenced figures illustrate an example intended environment for illustrative purposes only and forms no part of the claimed design.

(56) **References Cited**

**U.S. PATENT DOCUMENTS**

D379,328 S \* 5/1997 Pandel ..... D11/16

**1 Claim, 2 Drawing Sheets**



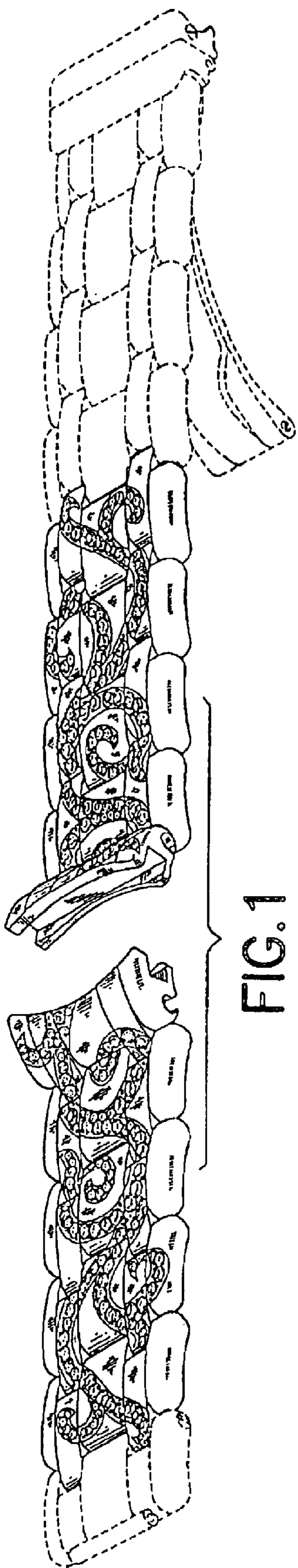


FIG. 1




FIG. 2

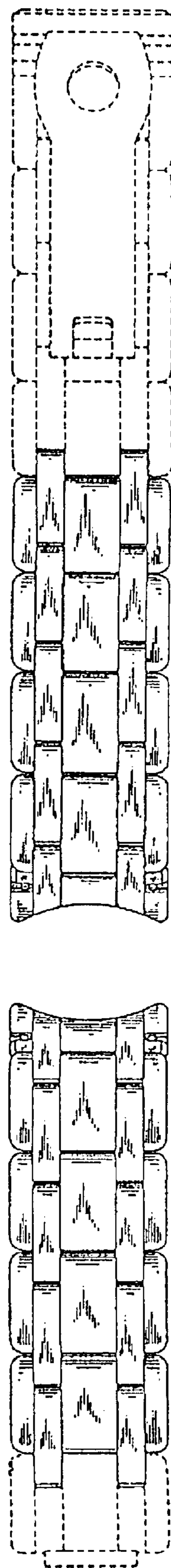


FIG. 3

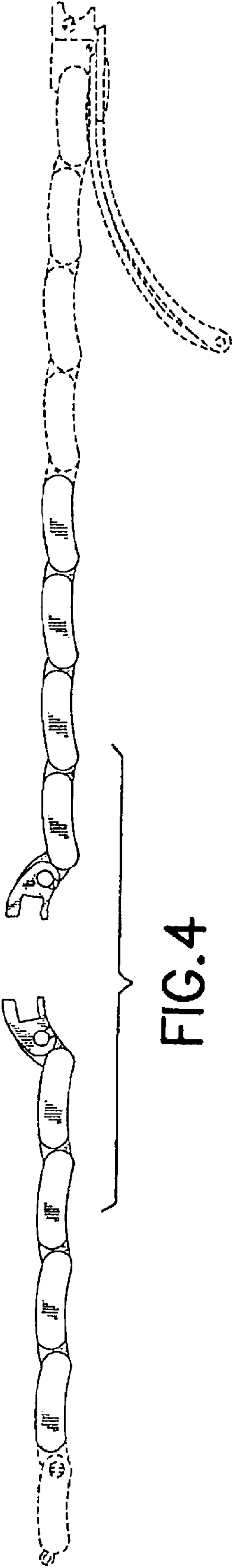


FIG. 4

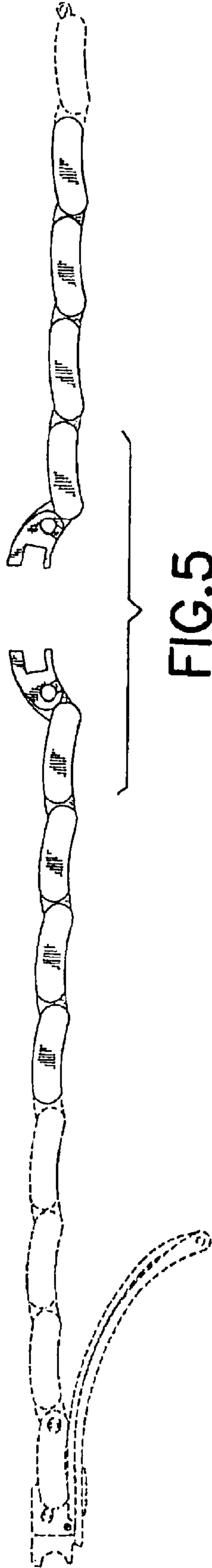


FIG. 5

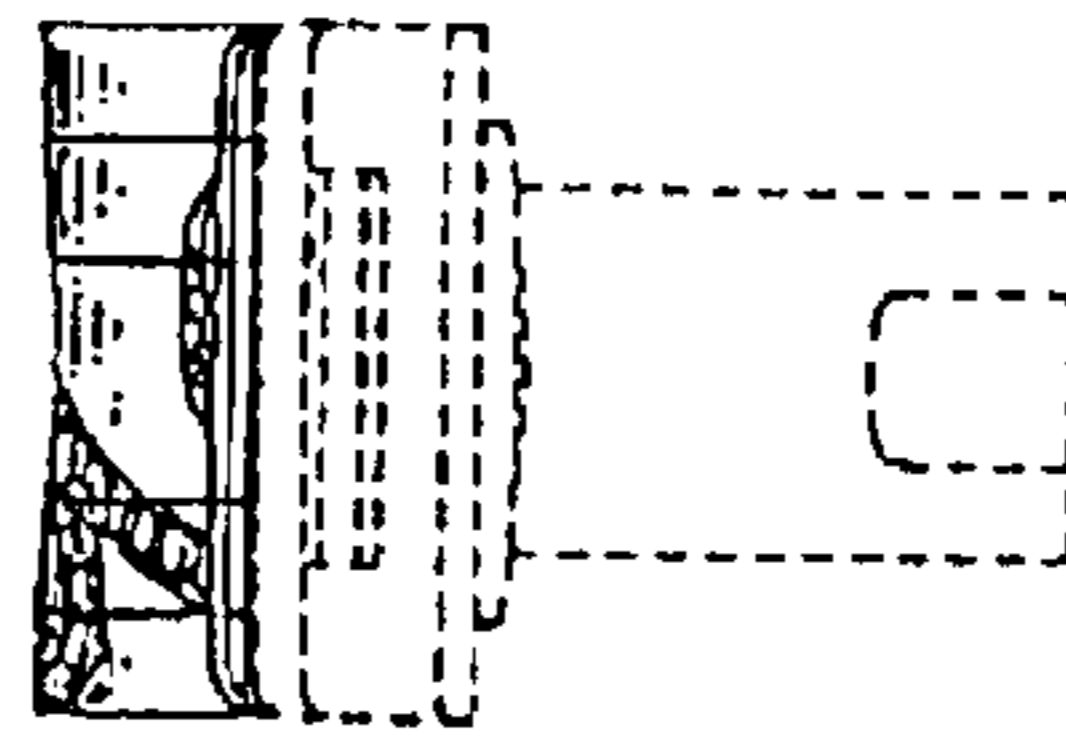


FIG. 6

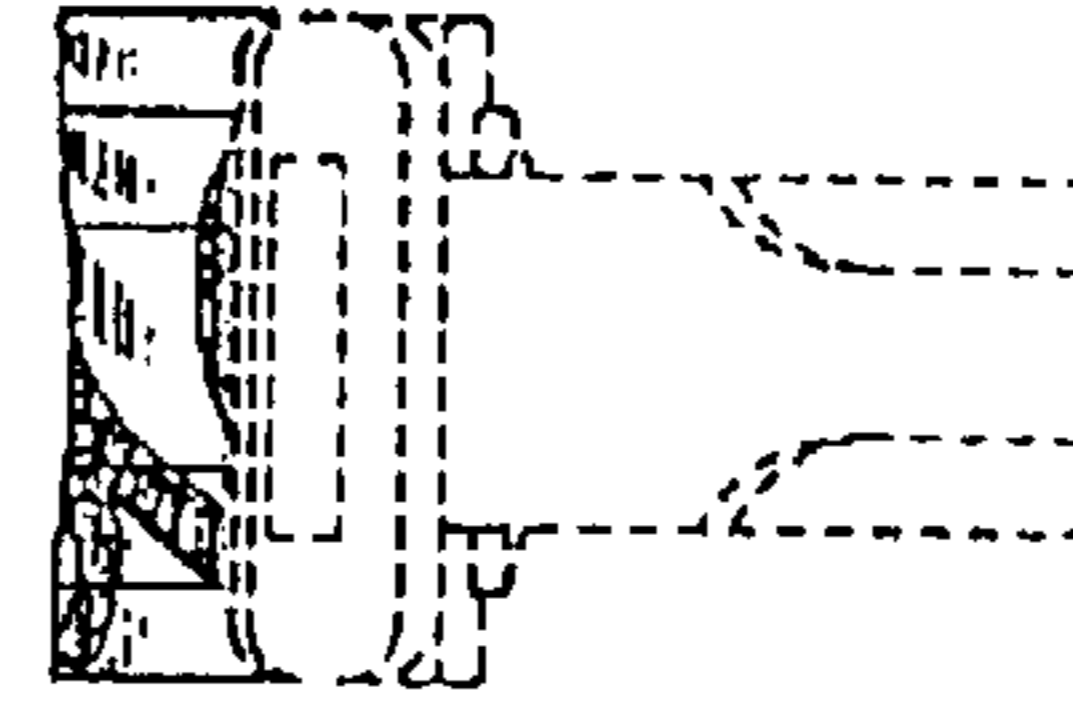


FIG. 7