

US00D498167S

(12) **United States Design Patent**
Ferlise

(10) **Patent No.:** **US D498,167 S**
(45) **Date of Patent:** **** Nov. 9, 2004**

- (54) **EXPANDABLE WIRE BRACELET**
- (76) **Inventor:** **Carolyn Rafaelian Ferlise**, 41 Highgate Rd., Cranston, RI (US) 02920
- (**) **Term:** **14 Years**
- (21) **Appl. No.:** **29/194,053**
- (22) **Filed:** **Nov. 19, 2003**

Related U.S. Application Data

- (62) Division of application No. 29/181,844, filed on May 16, 2003, now Pat. No. Des. 487,709.
- (51) **LOC (7) Cl.** **11-01**
- (52) **U.S. Cl.** **D11/5**
- (58) **Field of Search** D11/1-15, 18-20, D11/22-25, 93; 59/79.1, 79.3, 78, 83; 63/3-4, 9, 21, 38

References Cited

U.S. PATENT DOCUMENTS

- 428,339 A * 5/1890 Howard 63/11
- D69,012 S * 12/1925 Dalin D11/30
- D247,102 S * 1/1978 Durante D11/5
- 5,247,814 A * 9/1993 McDonald 63/3.2

D472,177 S * 3/2003 McCullough-McPherson D11/4

* cited by examiner

Primary Examiner—Louis S. Zarfaz
Assistant Examiner—John Windmuller
(74) *Attorney, Agent, or Firm*—Linda M. Buckley; Christine C. O’Day; Edwards & Angell, LLP

(57) **CLAIM**

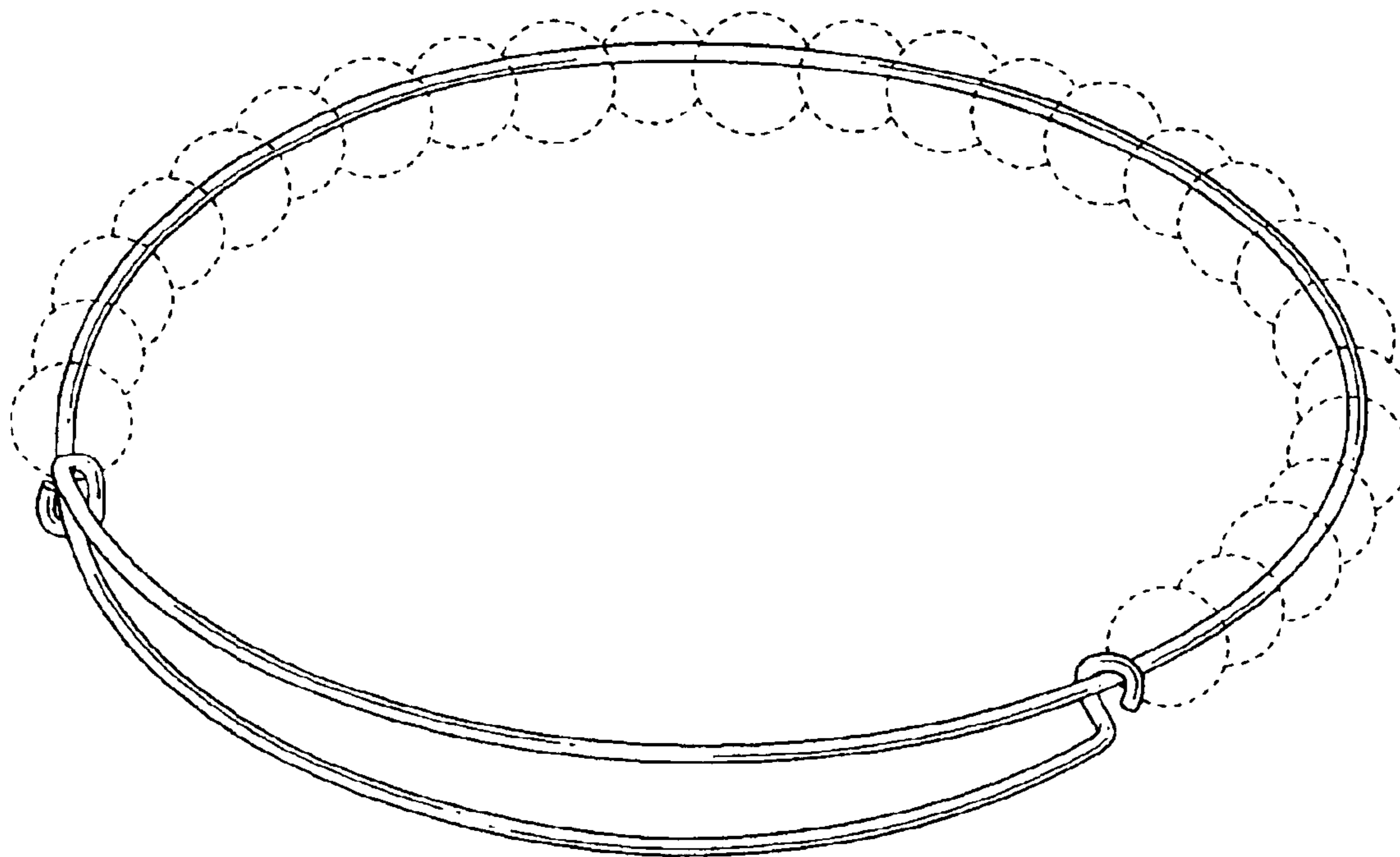
The ornamental design for an expandable wire bracelet, as shown and described.

DESCRIPTION

FIG. 1 is a perspective view of an expandable wire bracelet, showing my new design;
FIG. 2 is a top plan view thereof;
FIG. 3 is a bottom view thereof;
FIG. 4 is a left side view thereof;
FIG. 5 is a right side view thereof;
FIG. 6 is a rear view thereof; and,
FIG. 7 is a front view thereof.

The subject matter depicted in dashed lines in FIGS. 1-7 is shown for illustrative purposes only and forms no part of the claimed design.

1 Claim, 7 Drawing Sheets



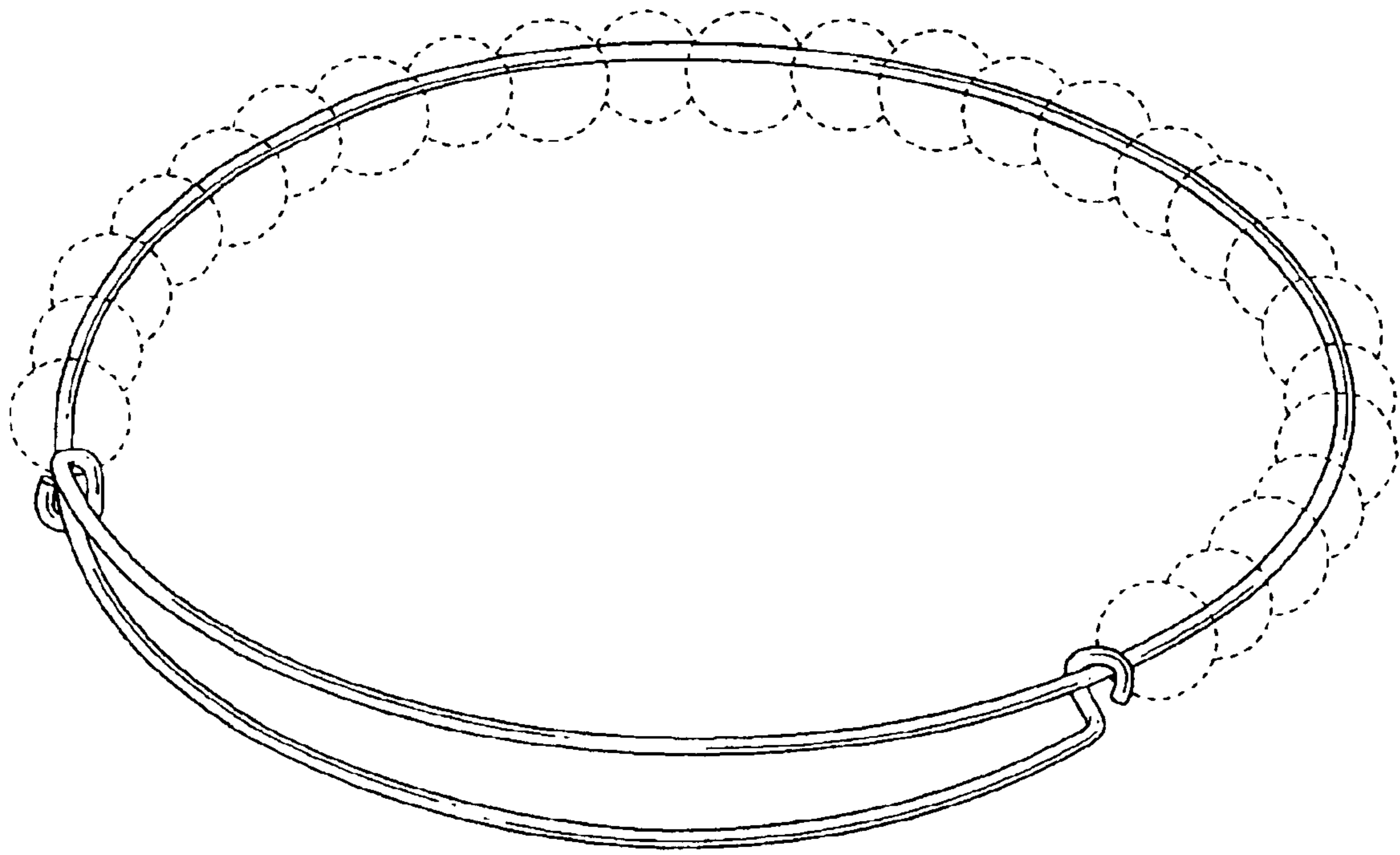


FIG. 1



FIG. 2



FIG. 3

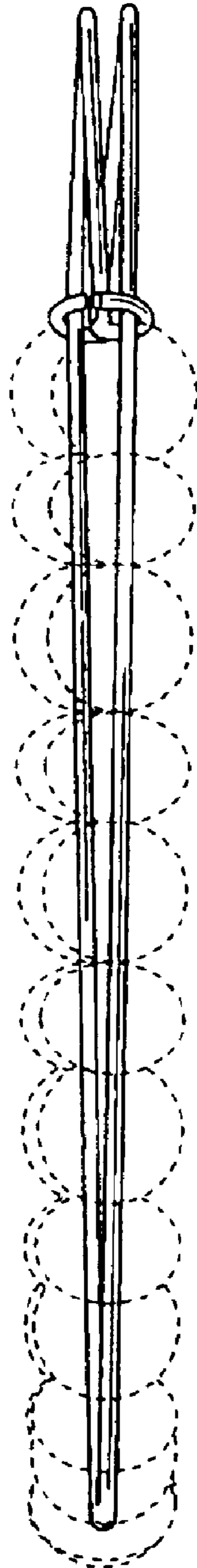


FIG. 4

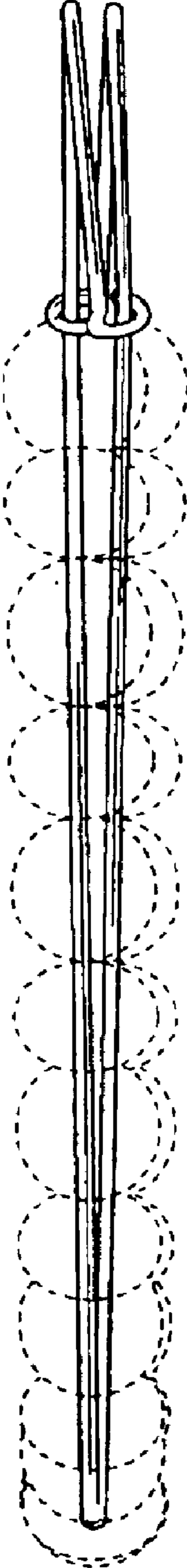


FIG. 5

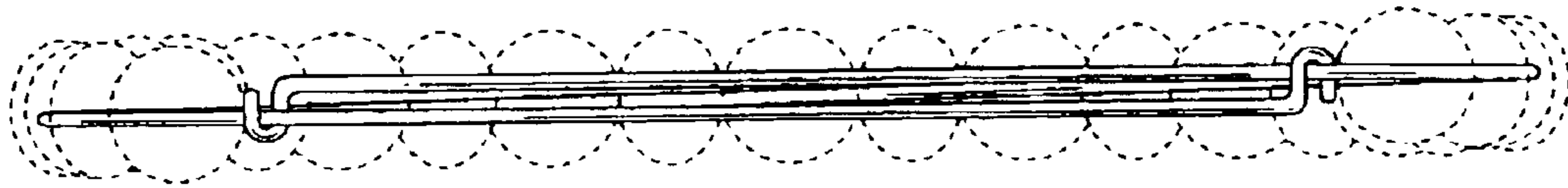


FIG. 6




FIG. 7