

US00D498162S

(12) **United States Design Patent** (10) **Patent No.:** **US D498,162 S**
Evans (45) **Date of Patent:** **** Nov. 9, 2004**

(54) **TRAFFIC SIGN**

D405,377 S * 2/1999 Davis D10/109
 6,519,884 B1 * 2/2003 Duhamel 40/612

(76) Inventor: **Michael J. Evans**, 10521 Buck Dr.,
Orland Park, IL (US) 60467

* cited by examiner

(**) Term: **14 Years**

Primary Examiner—Nelson C. Holtje
 (74) *Attorney, Agent, or Firm*—Mayer Brown Rowe &
 Maw LLP

(21) Appl. No.: **29/191,855**

(22) Filed: **Oct. 15, 2003**

(57) **CLAIM**

(51) **LOC (7) Cl.** **10-05**

The ornamental design for a traffic sign, as shown and described.

(52) **U.S. Cl.** **D10/109**

(58) **Field of Search** D10/109, 114,
D10/115, 111; 40/610–612, 584, 606–607,
586

DESCRIPTION

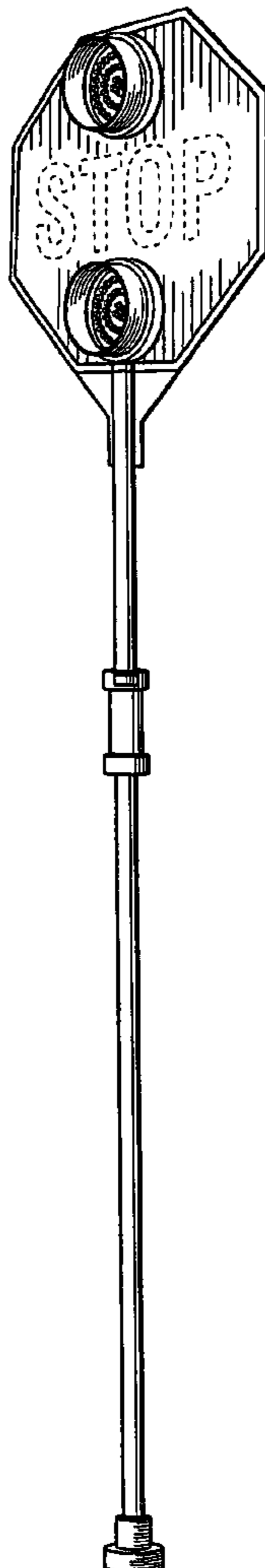
FIG. 1 is an perspective view thereof;
 FIG. 2 is a front view thereof;
 FIG. 3 is a rear view thereof;
 FIG. 4 is a right side view thereof,
 FIG. 5 is a left side view thereof.
 FIG. 6 is a top plan view thereof; and,
 FIG. 7 is a bottom plan view thereof.

(56) **References Cited**

U.S. PATENT DOCUMENTS

D127,676 S * 6/1941 Dover D10/111
 D155,331 S * 9/1949 Broussard D10/115
 D340,203 S * 10/1993 Popp et al. D10/109
 5,755,051 A * 5/1998 Zumbuhl 40/586

1 Claim, 3 Drawing Sheets



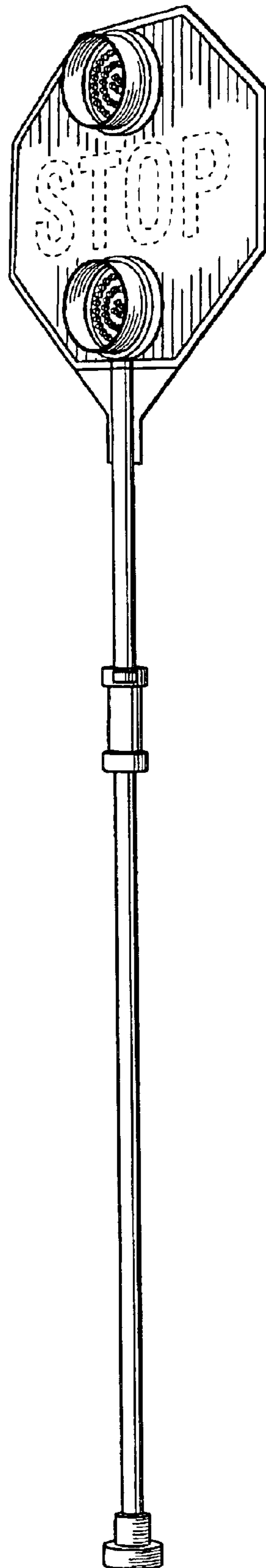


FIG. 1

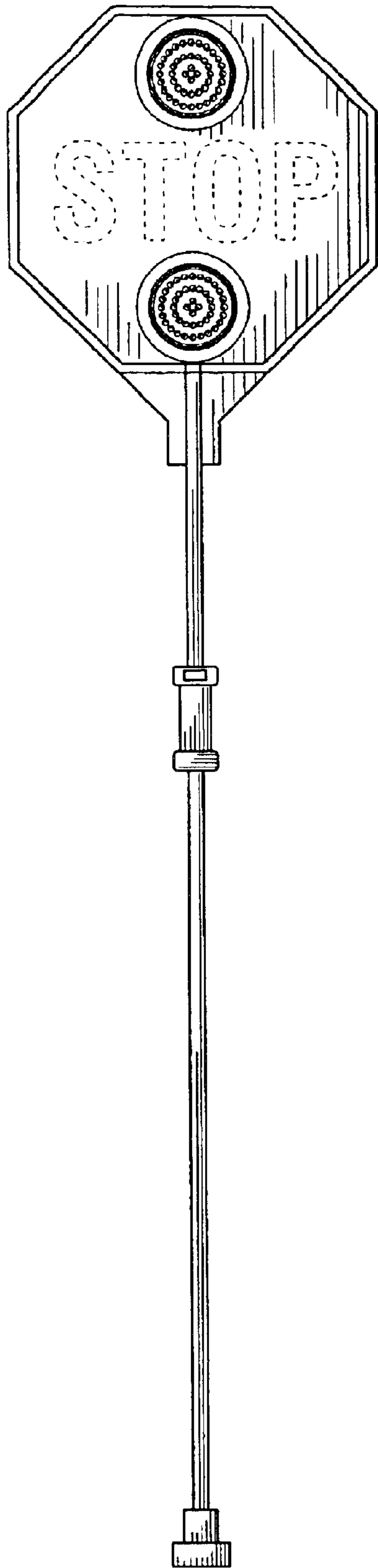


FIG. 2

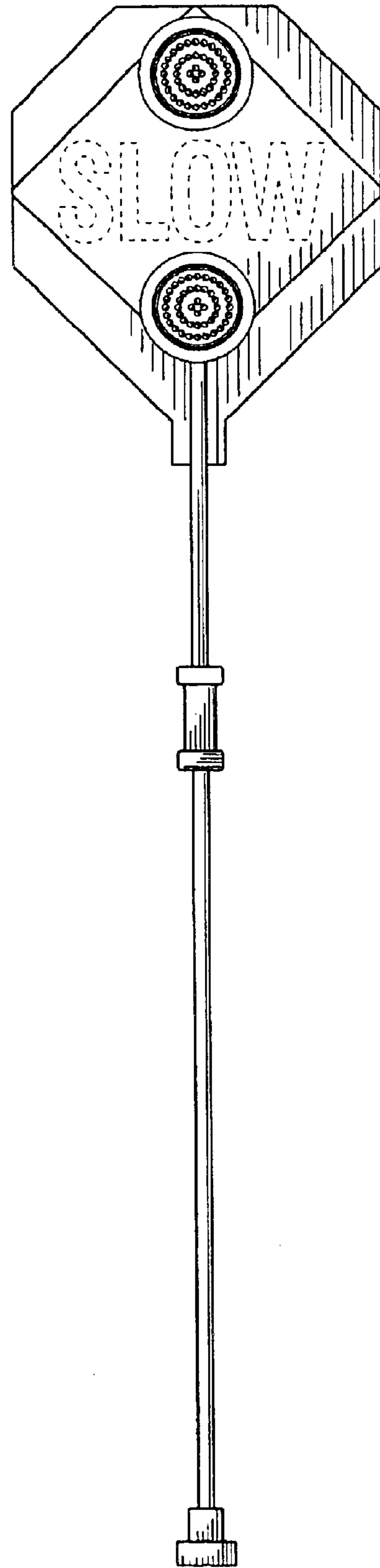


FIG. 3

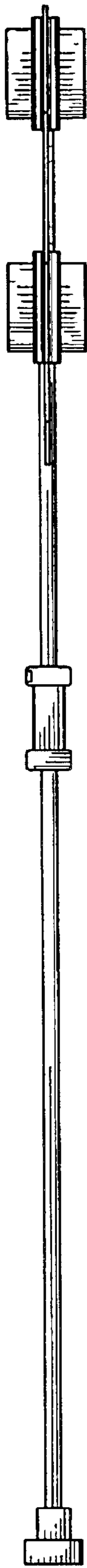


FIG. 4

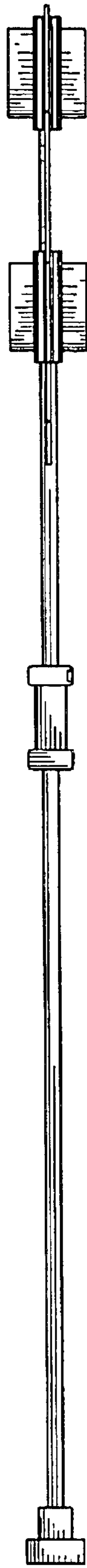


FIG. 5



FIG. 6



FIG. 7