

US00D498150S

(12) **United States Design Patent**
Chan

(10) **Patent No.:** **US D498,150 S**

(45) **Date of Patent:** **** Nov. 9, 2004**

(54) **WEATHER MONITOR**

(75) **Inventor:** **Raymond Chan, HK SAR (CN)**

(73) **Assignee:** **IDT-LCD Holdings (BVI) Limited,**
Tortola (VG)

(**) **Term:** **14 Years**

(21) **Appl. No.:** **29/186,816**

(22) **Filed:** **Jul. 22, 2003**

(30) **Foreign Application Priority Data**

May 29, 2003 (HK) 0310798

(51) **LOC (7) Cl.** **10-04**

(52) **U.S. Cl.** **D10/53**

(58) **Field of Search** D10/52, 53; 368/10,
368/73; 374/201-202

(56) **References Cited**

U.S. PATENT DOCUMENTS

D389,074 S * 1/1998 Chan D10/53
D396,812 S * 8/1998 Kuipers D10/62

D410,856 S * 6/1999 Timbel D10/52
D442,496 S * 5/2001 Haupt D10/4
D446,133 S * 8/2001 Friedrichs et al. D10/53
D447,706 S * 9/2001 Bjørn D10/53
D460,364 S * 7/2002 Chan D10/52
2003/0076745 A1 * 4/2003 Chapman 368/10

* cited by examiner

Primary Examiner—Antoine D. Davis

(74) *Attorney, Agent, or Firm*—Alix, Yale & Ristas, LLP


(57) **CLAIM**

The ornamental design for a weather monitor, as shown and described.

DESCRIPTION

FIG. 1 is a front elevational view of a weather monitor showing my new design;
FIG. 2 is a rear elevational view thereof;
FIG. 3 is a left side elevational view thereof;
FIG. 4 is a right side elevational view thereof;
FIG. 5 is a top plan view thereof; and,
FIG. 6 is a bottom plan view thereof.

1 Claim, 3 Drawing Sheets



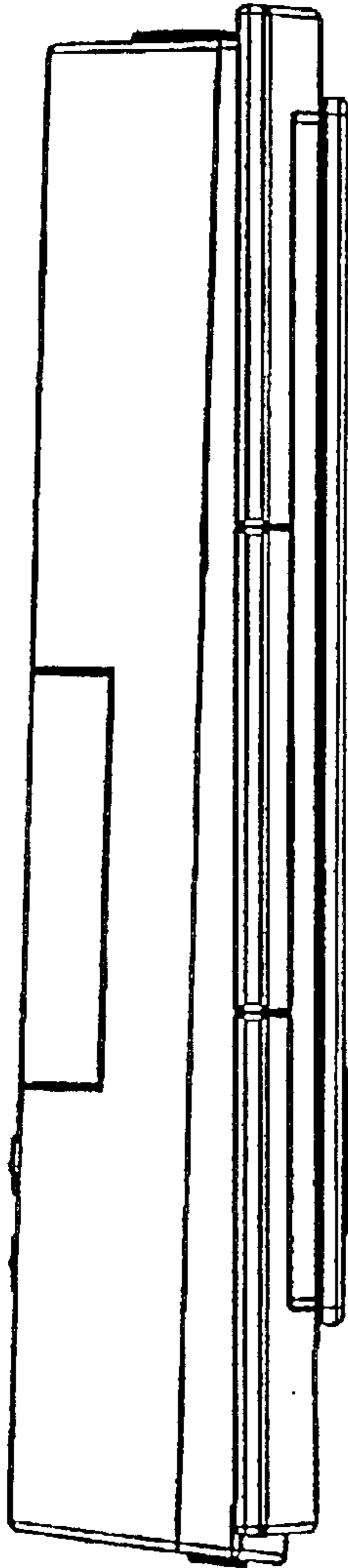


FIG. 3




FIG. 1




FIG. 4

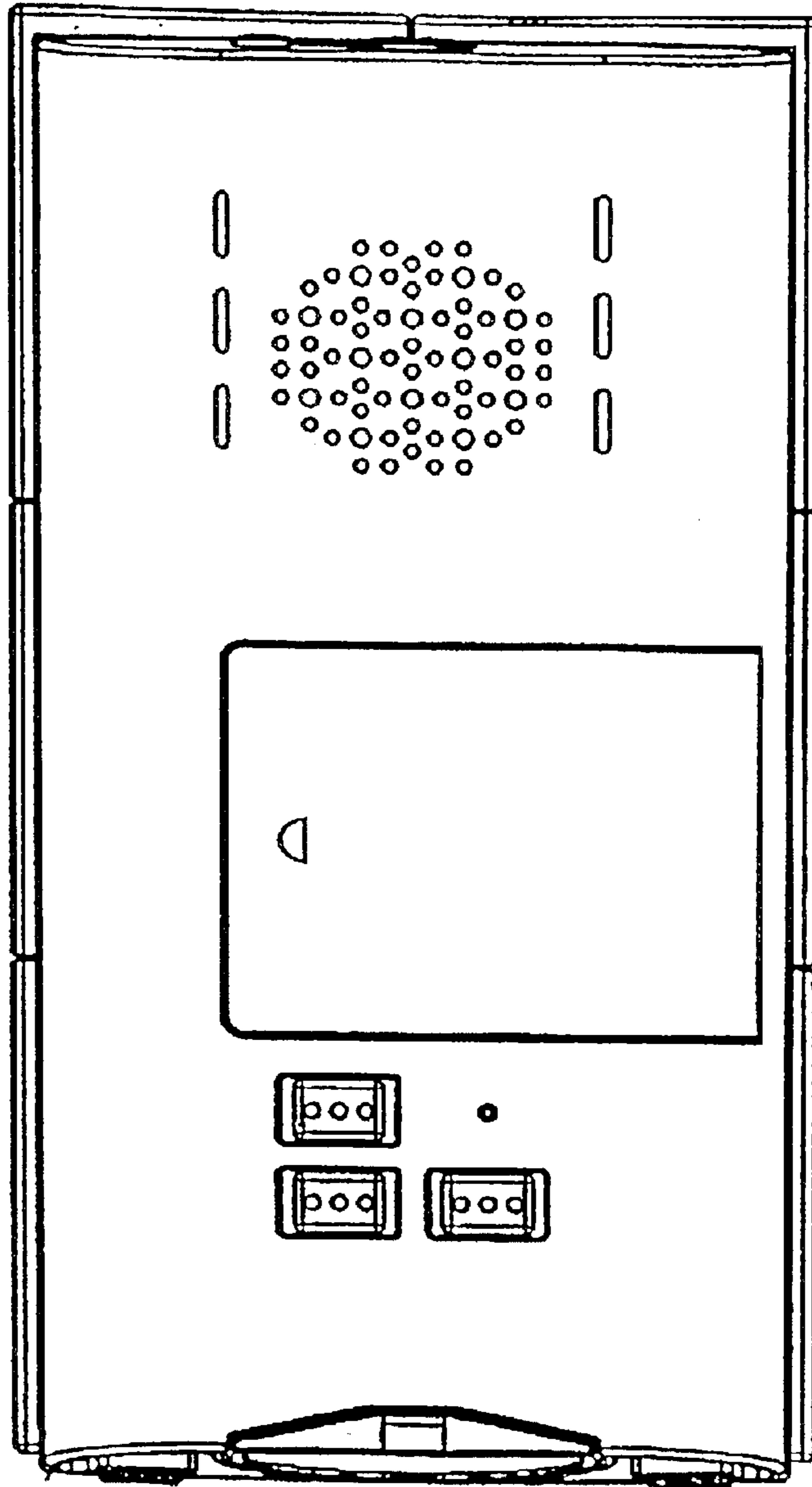


FIG. 2

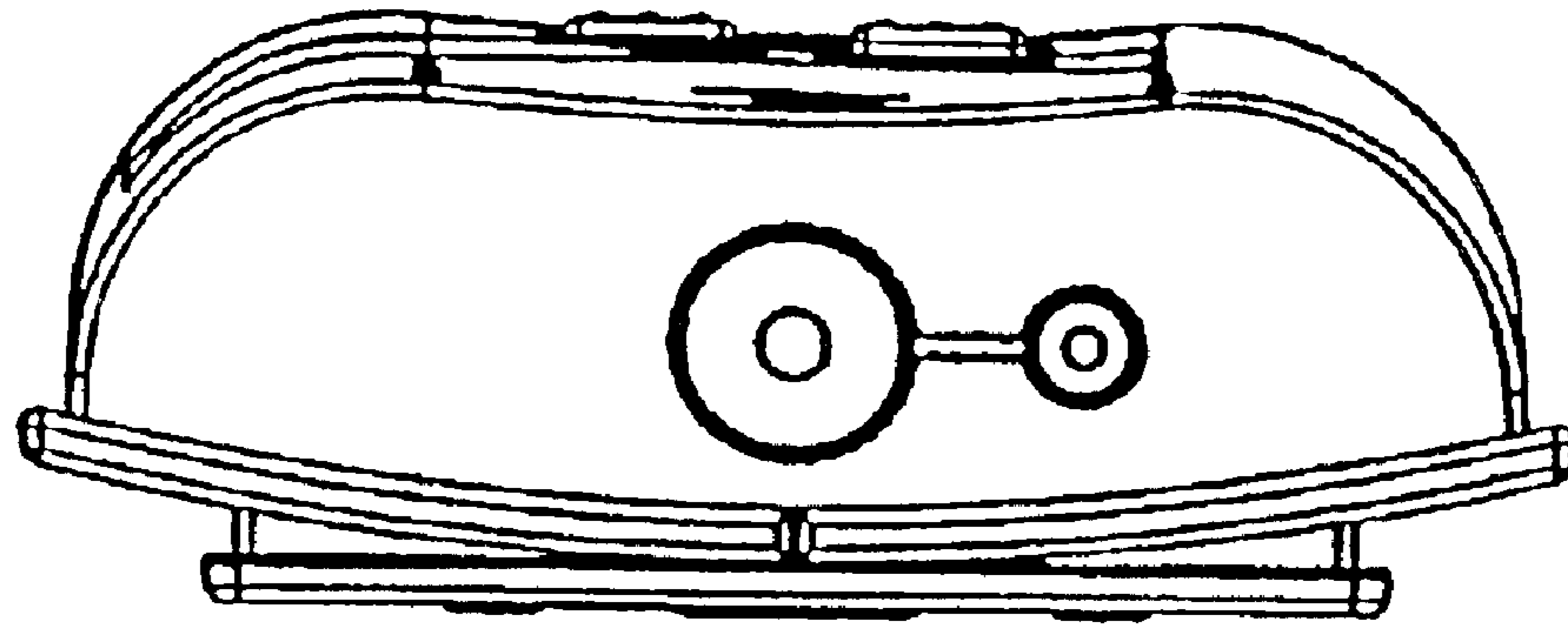


FIG. 5




FIG. 6