

US00D498148S

(12) **United States Design Patent**  
**Chan**

(10) **Patent No.:** **US D498,148 S**

(45) **Date of Patent:** **\*\* Nov. 9, 2004**

(54) **WEATHER MONITOR**

(75) **Inventor:** **Raymond Chan, HK SAR (CN)**

(73) **Assignee:** **IDT-LCD Holdings (BVI) Limited,**  
**Tortola (VG)**

(\*\*) **Term:** **14 Years**

(21) **Appl. No.:** **29/186,761**

(22) **Filed:** **Jul. 22, 2003**

(30) **Foreign Application Priority Data**

Jun. 27, 2003 (HK) ..... 0310986

(51) **LOC (7) Cl.** ..... **10-04**

(52) **U.S. Cl.** ..... **D10/53**

(58) **Field of Search** ..... D10/52, 53; 368/10,  
368/73; 374/201-202

(56) **References Cited**

**U.S. PATENT DOCUMENTS**

D389,074 S \* 1/1998 Chan ..... D10/53  
D396,812 S \* 8/1998 Kuipers ..... D10/62

D410,856 S \* 6/1999 Timbel ..... D10/52  
D442,496 S \* 5/2001 Haupt ..... D10/4  
D446,133 S \* 8/2001 Friedrichs et al. .... D10/53  
D447,706 S \* 9/2001 Bjørn ..... D10/53  
D460,364 S \* 7/2002 Chan ..... D10/52  
2003/0076745 A1 \* 4/2003 Chapman ..... 368/10

\* cited by examiner

*Primary Examiner*—Antoine D. Davis

(74) *Attorney, Agent, or Firm*—Alix, Yale & Ristas, LLP


(57) **CLAIM**

The ornamental design for a weather monitor, as shown and described.

**DESCRIPTION**

FIG. 1 is a front elevational view of a weather monitor showing my new design;  
FIG. 2 is a rear elevational view thereof;  
FIG. 3 is a left side elevational view thereof;  
FIG. 4 is a right side elevational view thereof;  
FIG. 5 is a top plan view thereof; and,  
FIG. 6 is a bottom plan view thereof.

**1 Claim, 4 Drawing Sheets**



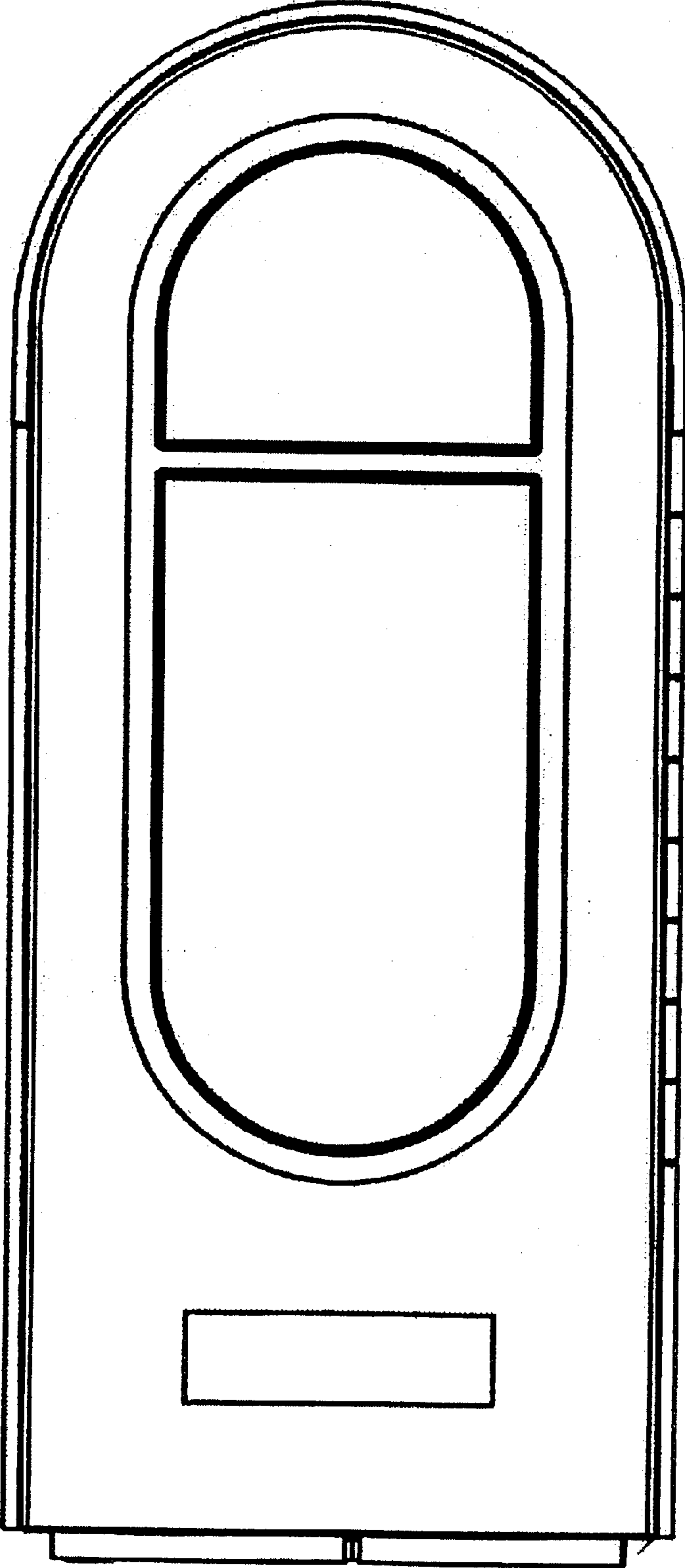


FIG. 1

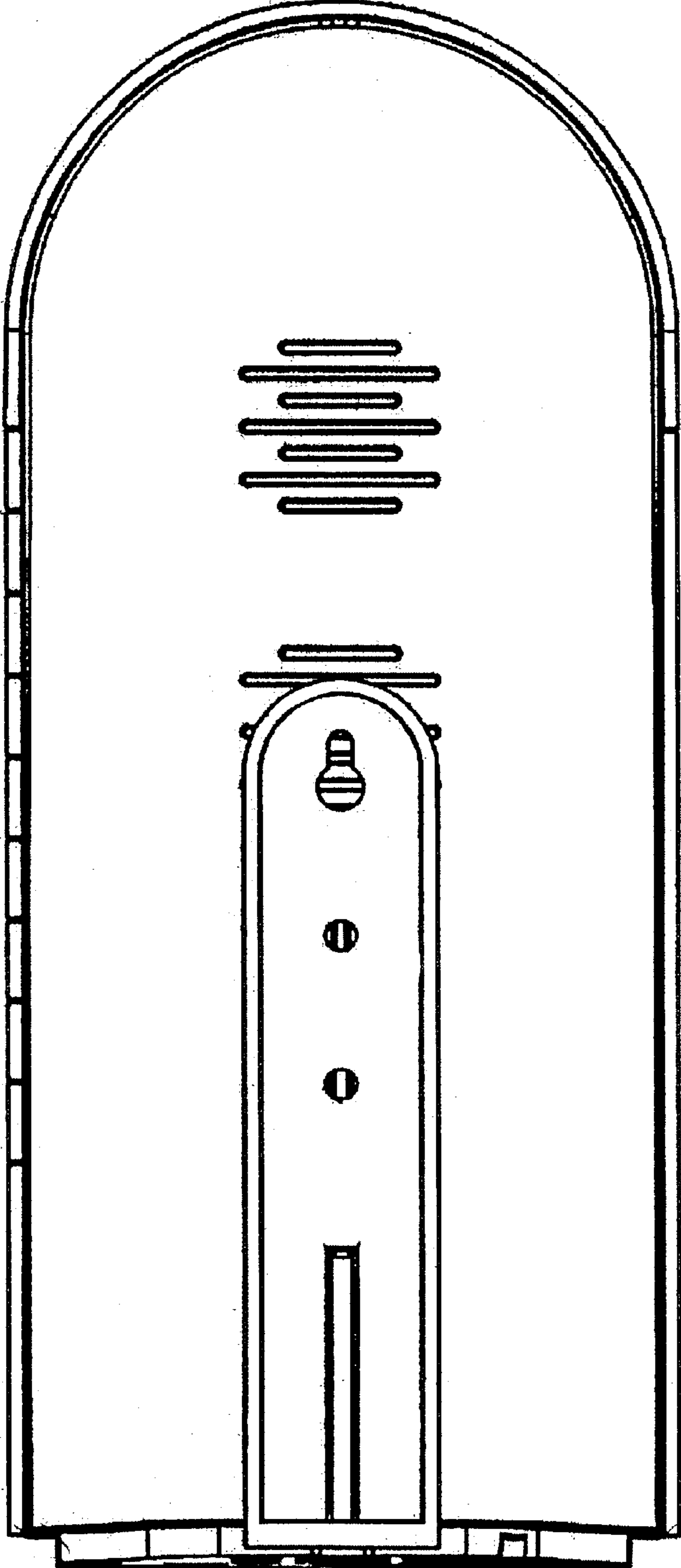


FIG. 2

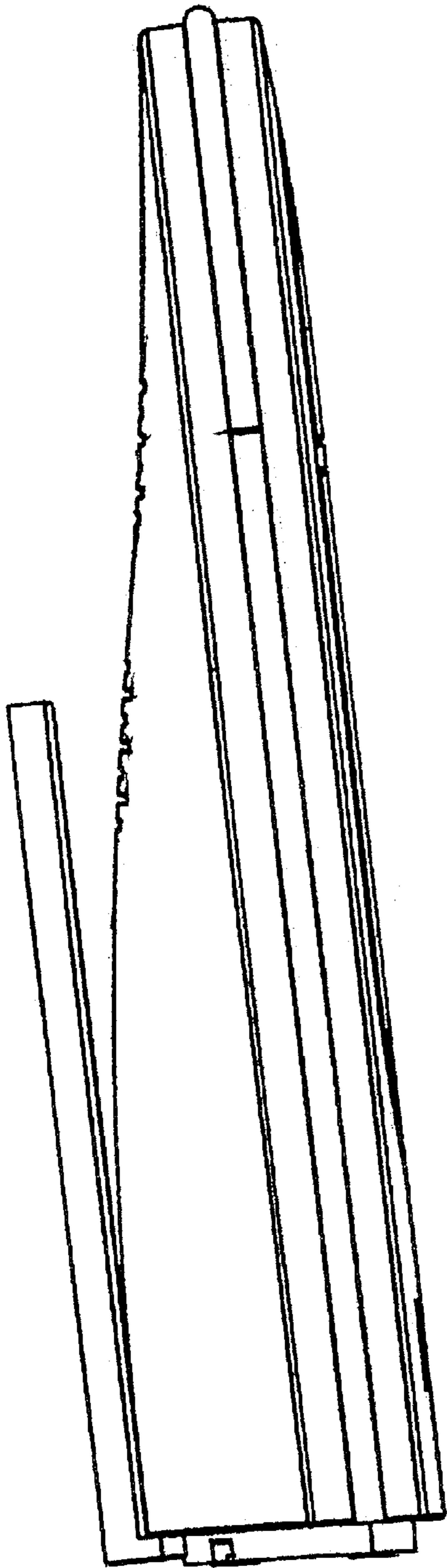


FIG. 3

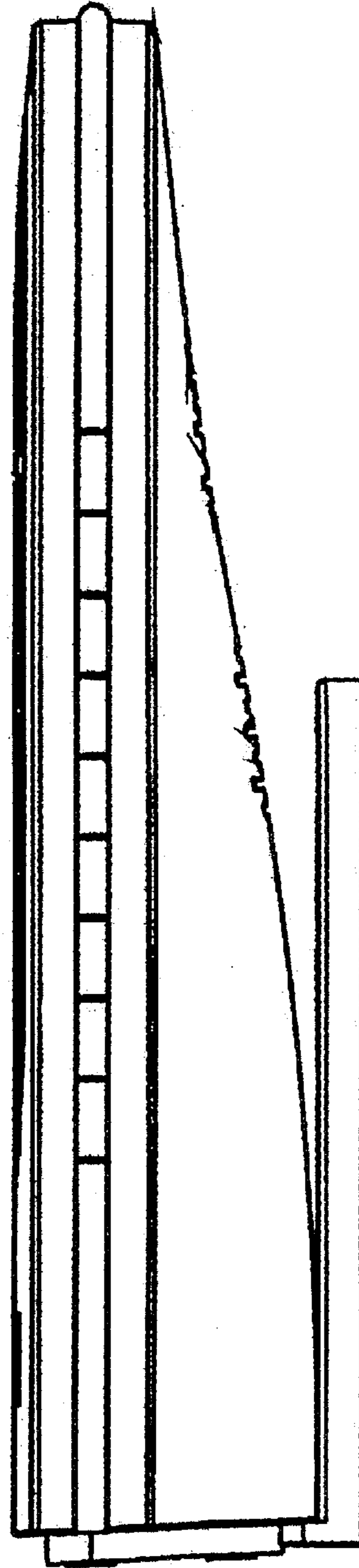


FIG. 4




FIG. 5

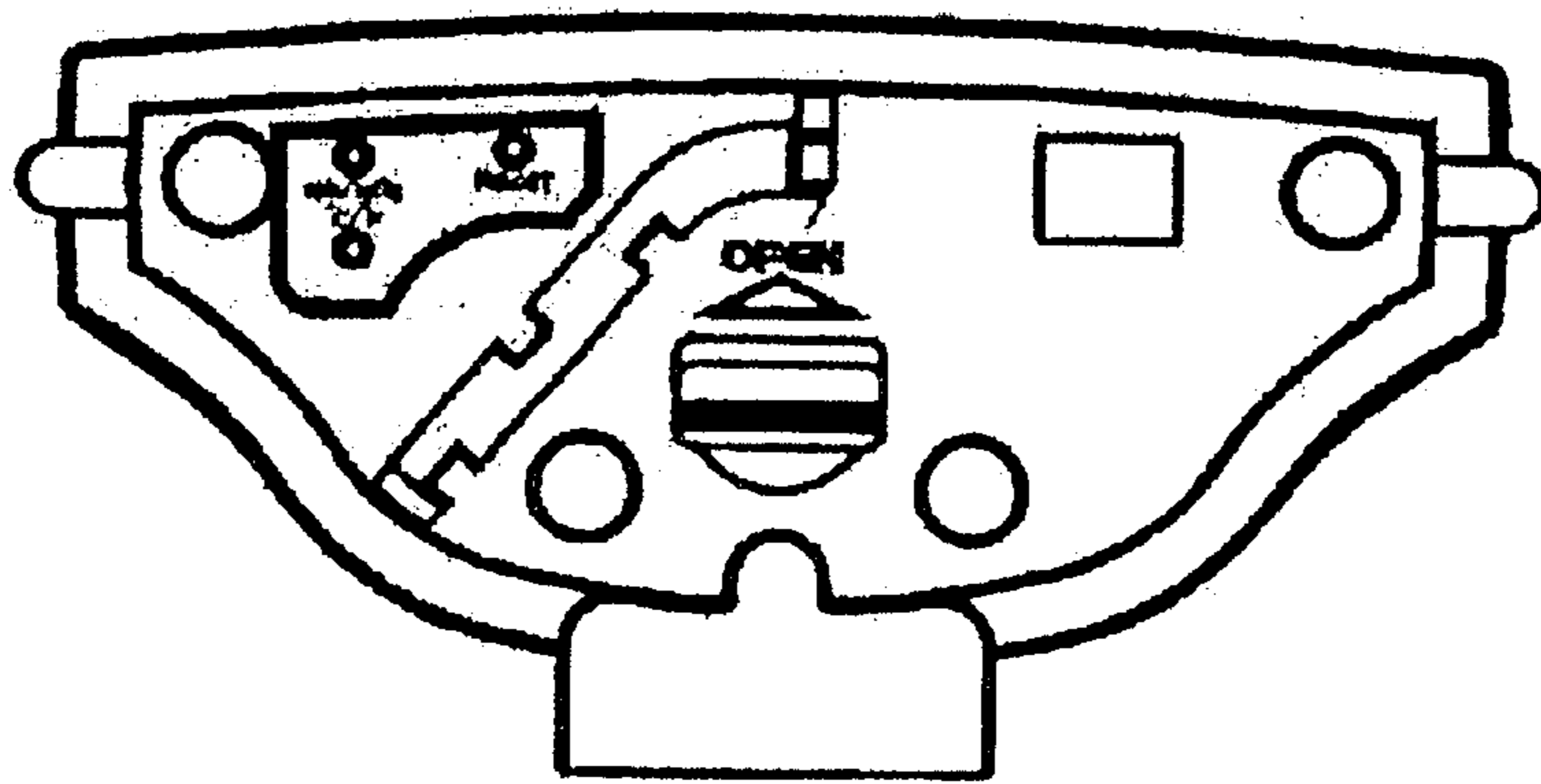


FIG. 6