

US00D498136S

(12) **United States Design Patent**  
**Parker**

(10) **Patent No.:** **US D498,136 S**

(45) **Date of Patent:** **\*\* Nov. 9, 2004**

(54) **CYLINDRICAL ROBUST BRACKET FOR GATE HARDWARE**

4,988,701 A \* 1/1991 Di Domenico et al. ... 514/253.1  
5,199,218 A \* 4/1993 McQuade ..... 49/381  
D466,790 S \* 12/2002 Bruggemann ..... D8/354

(76) Inventor: **James Parker**, 11704 Sheldon St., Sun Valley, CA (US) 91352

\* cited by examiner

(\*\*) Term: **14 Years**

*Primary Examiner*—Pamela Burgess

(74) *Attorney, Agent, or Firm*—John E. Wagner

(21) Appl. No.: **29/185,860**

(57) **CLAIM**

(22) Filed: **Jul. 3, 2003**

The ornamental design of a cylindrical robust bracket for gate hardware, as shown and described.

**Related U.S. Application Data**

**DESCRIPTION**

(62) Division of application No. 29/163,171, filed on Jun. 28, 2002.

(51) **LOC (7) Cl.** ..... **08-05**

FIG. 1 is a top view of the cylindrical robust bracket for gate operators in accordance with this invention. The broken lines showing in this figure and in the following figures are for illustrative purposes only and form no part of the claimed design;

(52) **U.S. Cl.** ..... **D8/380; D8/373; D8/323**

FIG. 2 is a front elevational view of the cylindrical robust bracket for gate operators of FIG. 1;

(58) **Field of Search** ..... D8/354, 323, 373; 248/224.7; 49/381; 16/362, 365, 379, 279; 312/324; 81/504

FIG. 3 is a side elevational view thereof, the opposite side view being a mirror image thereof;

(56) **References Cited**



**U.S. PATENT DOCUMENTS**

D30,721 S \* 5/1899 Decker ..... D8/323  
941,239 A \* 11/1909 Fischer ..... 16/279  
D293,003 S \* 12/1987 Larkin et al. .... D21/453

FIG. 4 is a bottom view thereof; and,

FIG. 5 is a rear elevational view thereof.

**1 Claim, 1 Drawing Sheet**



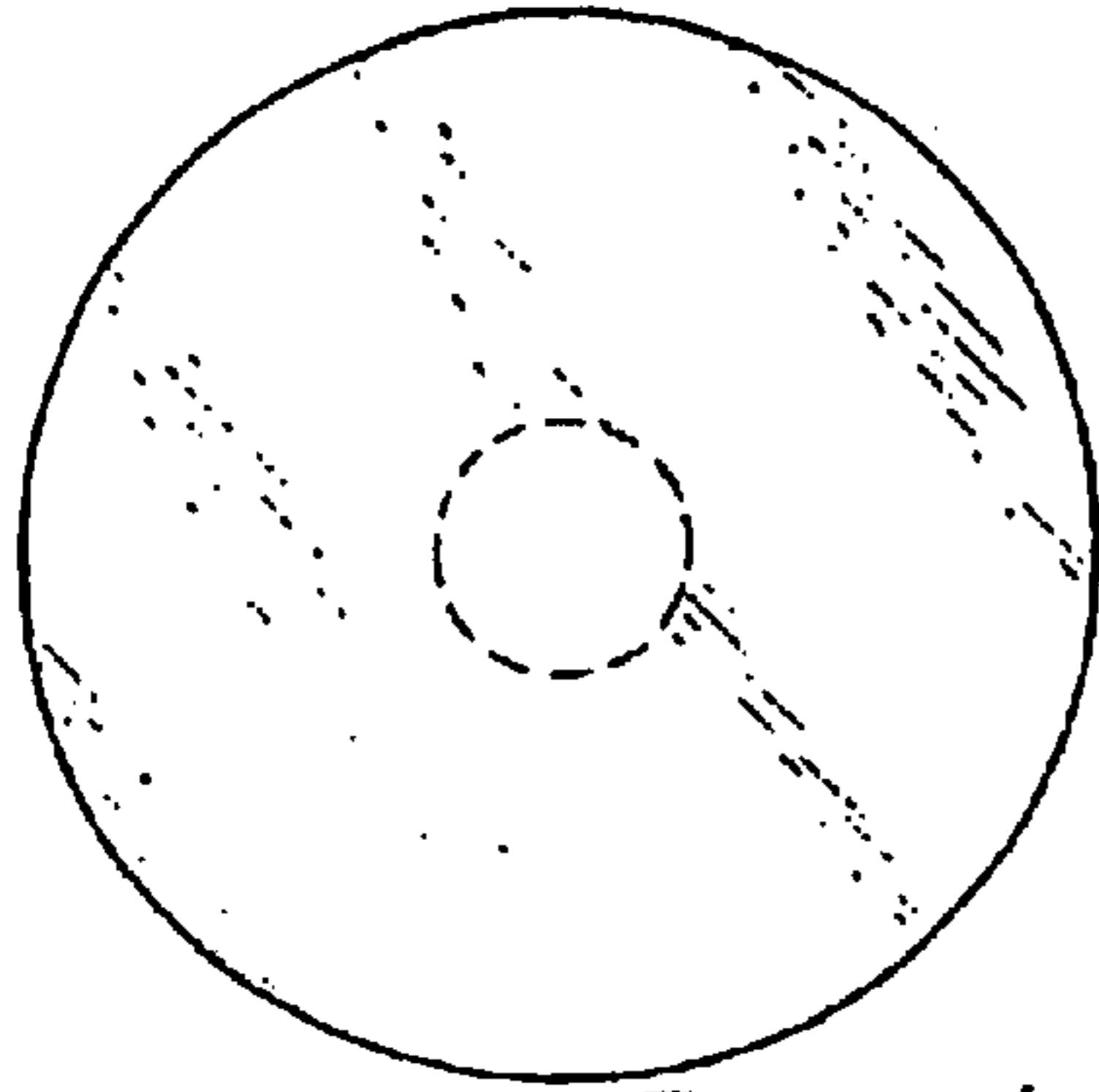


Fig. 1




Fig. 2




Fig. 3

Fig. 4

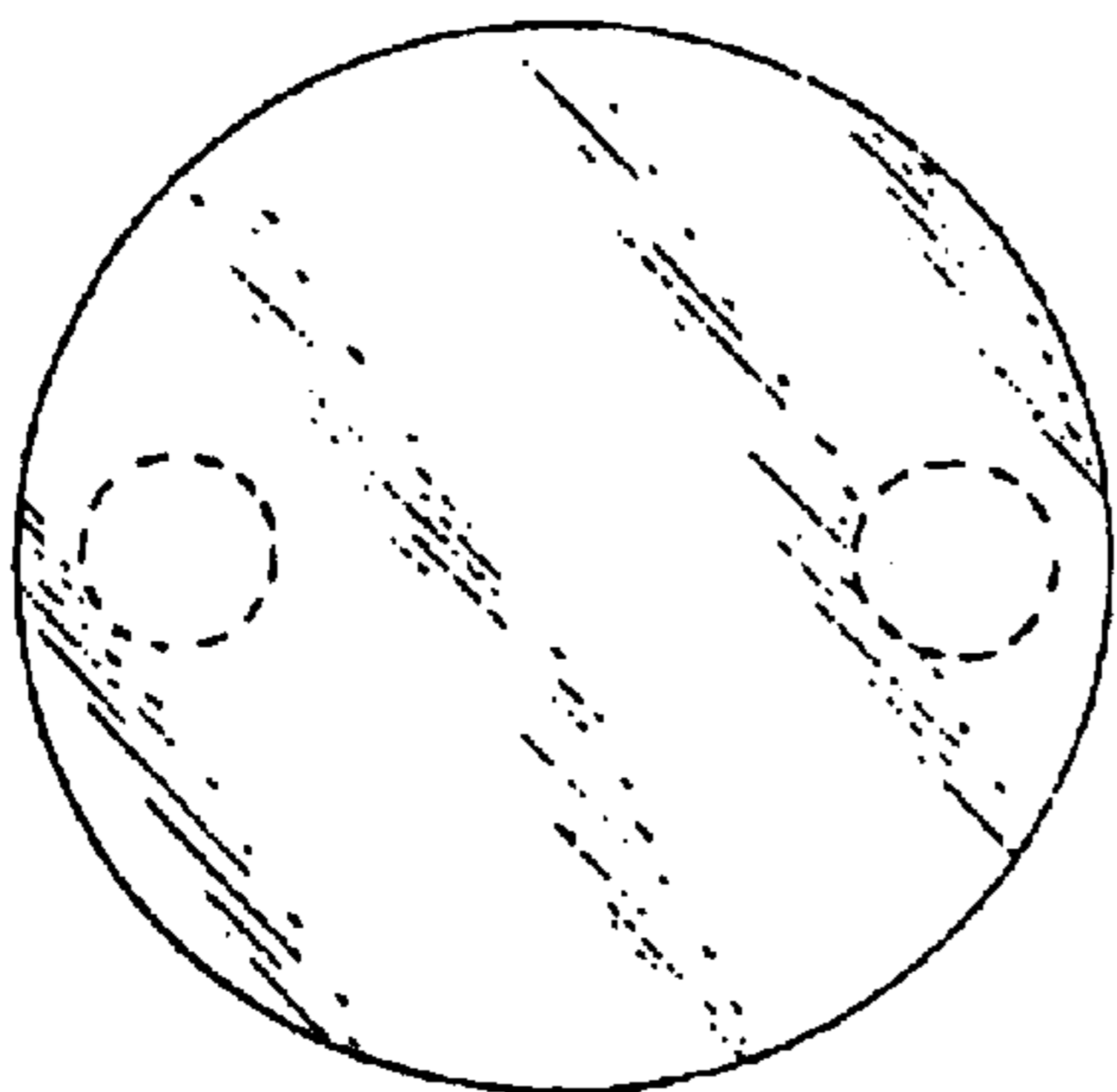


Fig. 5

