

US00D498126S

(12) **United States Design Patent**
Adachi

(10) **Patent No.:** **US D498,126 S**

(45) **Date of Patent:** **** Nov. 9, 2004**

(54) **SCISSORS**

(75) **Inventor:** **Hidemi Adachi, Seki (JP)**

(73) **Assignee:** **Adachi Industry Co., Ltd., Gifu (JP)**

(**) **Term:** **14 Years**

(21) **Appl. No.:** **29/161,547**

(22) **Filed:** **May 31, 2002**

(51) **LOC (7) Cl.** **08-03**

(52) **U.S. Cl.** **D8/57**

(58) **Field of Search** D8/5, 52-58; D24/148;
30/120, 145, 194, 229, 230, 232, 248, 254,
257, 260, 261, 262, 298; 606/174; 7/125,
129, 132-135

(56) **References Cited**

U.S. PATENT DOCUMENTS

913,207 A	*	2/1909	Grah	30/355
D173,315 S	*	10/1954	Krusius	D8/57
D173,316 S	*	10/1954	Krusius	D8/57
D264,677 S	*	6/1982	Perry, Jr.	D8/57

D272,121 S	*	1/1984	Gingher, Jr.	D8/57
5,027,514 A	*	7/1991	Pracht	30/232

* cited by examiner

Primary Examiner—Clare E Heflin

(74) *Attorney, Agent, or Firm*—Muramatsu & Associates

(57) **CLAIM**

The ornamental design for scissors, as shown and described.

DESCRIPTION

FIG. 1 is a front view of scissors showing my new design, FIG. 2 is a rear view thereof, FIG. 3 is a top view thereof, FIG. 4 is a bottom view thereof, FIG. 5 is a right side view thereof, FIG. 6 is a left side view thereof, FIG. 7 is a cross-sectional view thereof taken along 7—7 line of FIG. 1; and, FIG. 8 is a perspective view thereof. The broken lines shown on the drawings are for illustrative purposes only and form no part of the claimed design.

1 Claim, 3 Drawing Sheets

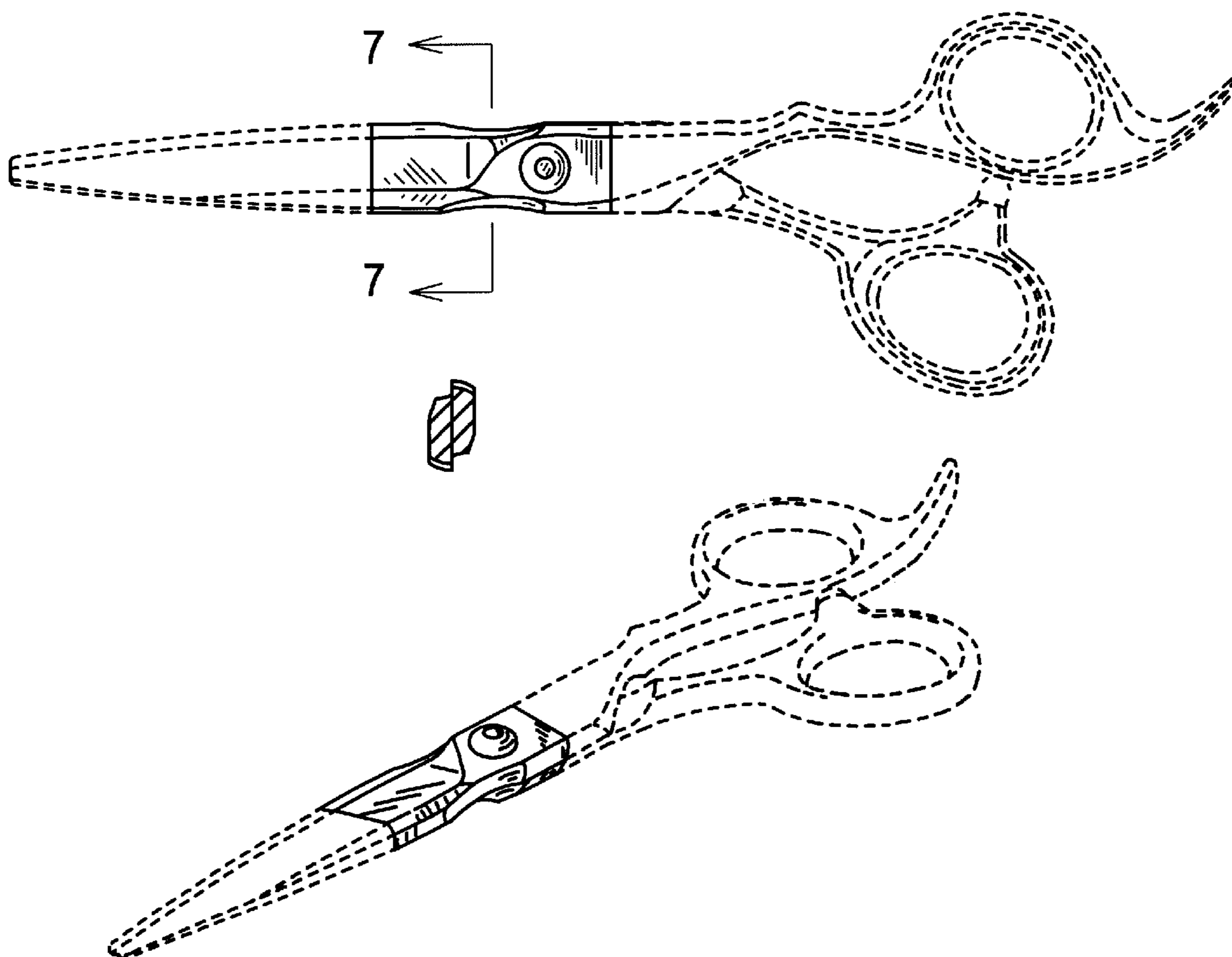


Fig. 1

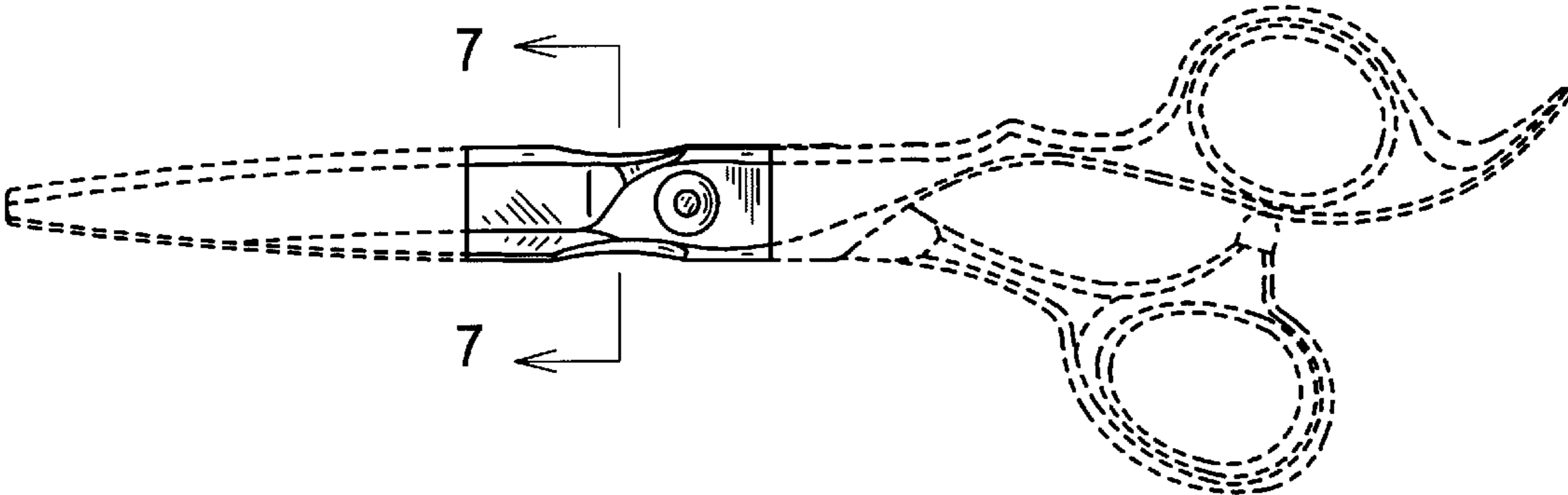


Fig. 2

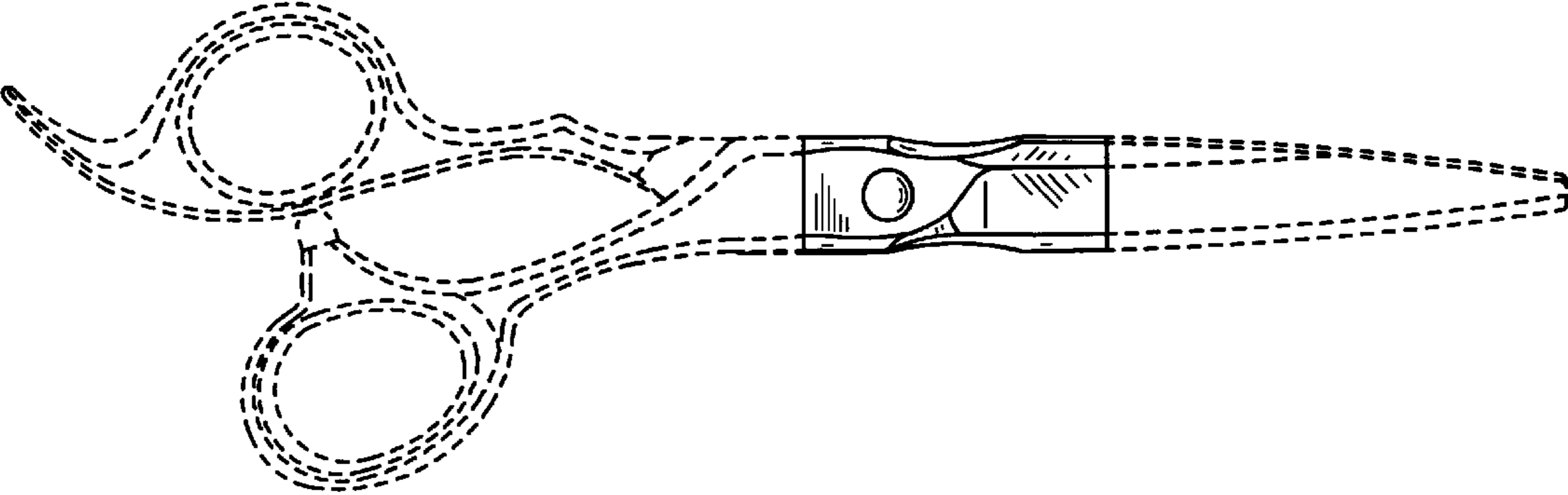


Fig. 3

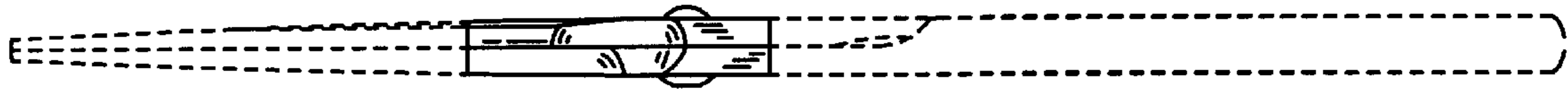


Fig. 4

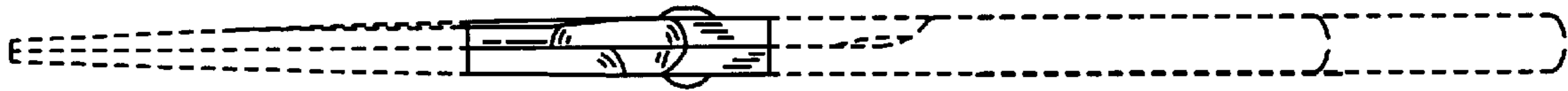


Fig. 5



Fig. 6



Fig. 7



Fig. 8

