

US00D498123S

(12) **United States Design Patent** (10) **Patent No.:** **US D498,123 S**
Lawson et al. (45) **Date of Patent:** **** Nov. 9, 2004**

(54) **CHOPPING BOARD**

(75) Inventors: **Nigella Lawson**, London (GB);
Sebastian Orby Conran, London (GB)

(73) Assignee: **Bliss (Flights of Fancy) Limited** (GB)

(**) Term: **14 Years**

(21) Appl. No.: **29/194,596**

(22) Filed: **Nov. 26, 2003**

(30) **Foreign Application Priority Data**

Jun. 27, 2003 (GB) 3013345

(51) **LOC (7) Cl.** **07-04**

(52) **U.S. Cl.** **D7/698**

(58) **Field of Search** D7/698, 699; 269/289 R,
269/302.1, 13; 99/446, 449; 241/273.2

(56) **References Cited**

U.S. PATENT DOCUMENTS

797,644 A *	8/1905	Trahern	269/302.1
4,243,184 A *	1/1981	Wright	241/273.2
D267,463 S *	1/1983	Thompson	D7/698
D327,200 S *	6/1992	Szablak et al.	D7/554.3
5,865,105 A *	2/1999	Pepelanov	99/446
6,341,770 B1 *	1/2002	Landherr	269/289 R

* cited by examiner

Primary Examiner—Caron D. Veynar
(74) Attorney, Agent, or Firm—Caesar, Rivise, Bernstein,
Cohen & Pokotilow, Ltd.

(57) **CLAIM**

The ornamental design for a chopping board, as shown and described.

DESCRIPTION



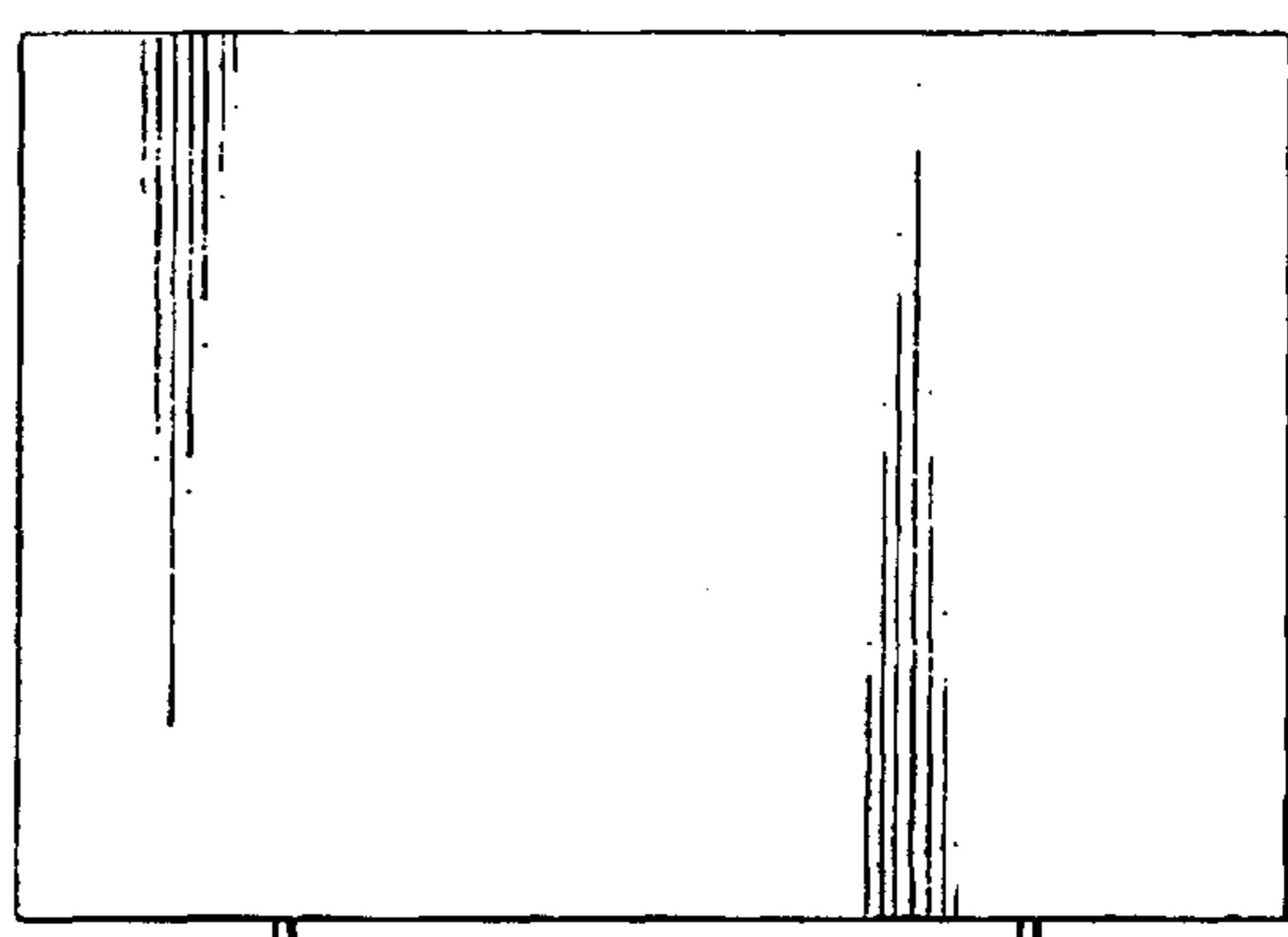
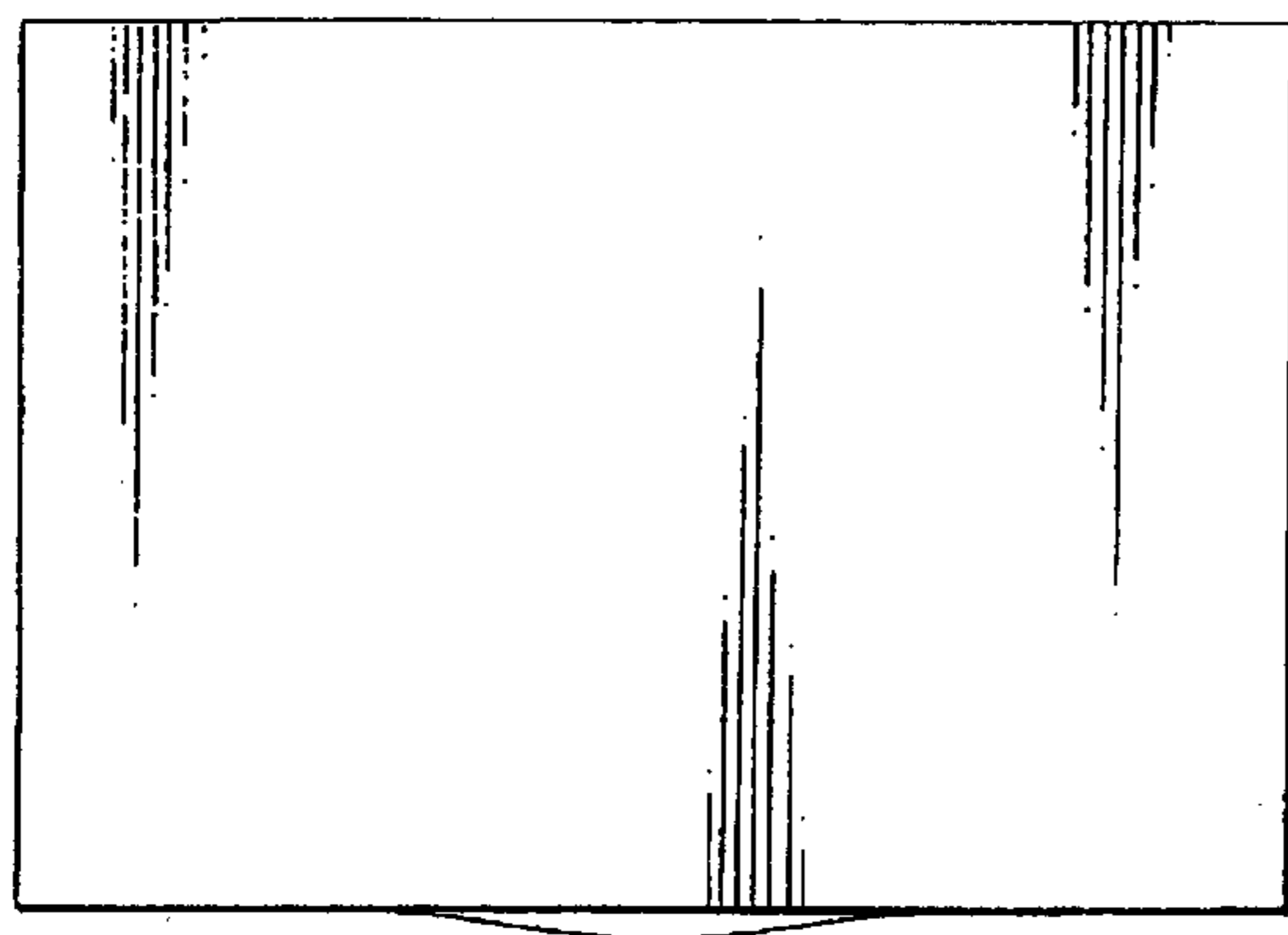
FIG. 1 is a top plan view of a chopping board having an extendable tray according to the design, with the extendable tray being shown in its retracted position;

FIG. 2 is a bottom plan view of a chopping board of FIG. 1; FIG. 3 is an front elevational view of the chopping board of FIG. 1;

FIG. 4 is a side elevational view of one side of the chopping board of FIG. 1, with the extendable tray being shown in its retracted position, (the other side corresponds to the side); FIG. 5 is a top plan view of the chopping board of FIG. 1, with the extendable tray being shown in an extended position; and,

FIG. 6 is a side elevational view of one side of the chopping board of FIG. 1, with the extendable tray being shown in an extended position, (the other side corresponds to this side).

1 Claim, 2 Drawing Sheets



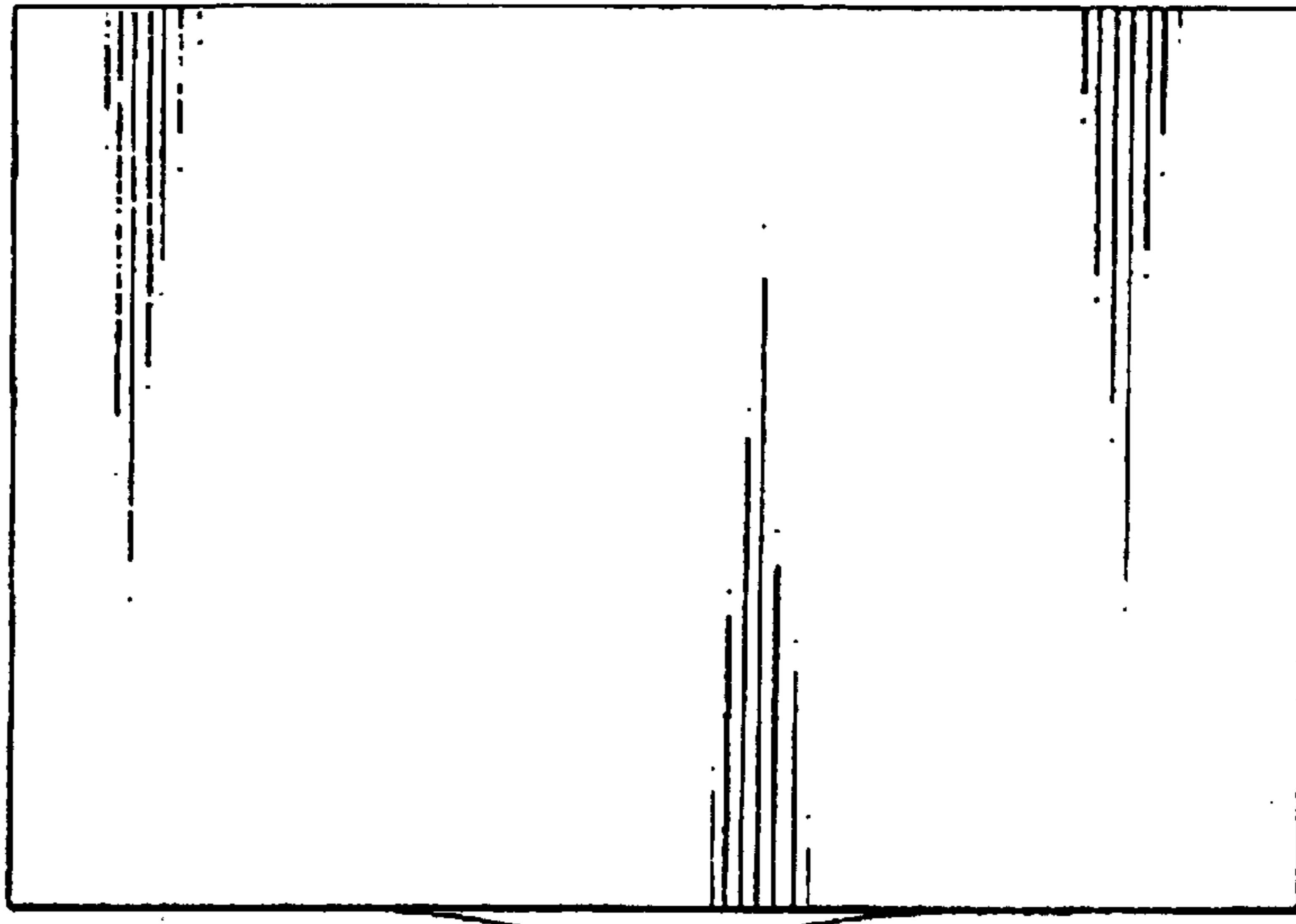


FIG. 1




FIG. 2




FIG. 3




FIG. 4




FIG. 5




FIG. 6