

US00D498112S

(12) **United States Design Patent** (10) **Patent No.:** **US D498,112 S**
Lassota et al. (45) **Date of Patent:** **** Nov. 9, 2004**

(54) **ONE POT COFFEE BREWER**
 (75) Inventors: **Zbigniew G. Lassota**, Long Grove, IL (US); **Bartosz Sokolski**, Elmwood Park, IL (US)

(73) Assignee: **Food Equipment Technologies Company, Inc.**, Lincolnshire, IL (US)

(**) Term: **14 Years**

(21) Appl. No.: **29/180,328**

(22) Filed: **Apr. 22, 2003**

(51) **LOC (7) Cl.** **07-01**

(52) **U.S. Cl.** **D7/309; D7/310; D7/311**

(58) **Field of Search** D7/309, 310, 311, D7/306, 300, 307, 312; 99/279, 284, 280; 222/146.1, 185, 129.1, 108, 185.138

(56) **References Cited**

U.S. PATENT DOCUMENTS

D185,626 S	*	7/1959	Craig et al.	D6/515
D209,125 S	*	10/1967	Martin	D7/309
D209,126 S	*	10/1967	Martin	D7/309
3,385,201 A	*	5/1968	Martin	99/282
D239,758 S	*	5/1976	Claxton et al.	D7/309
4,054,085 A	*	10/1977	Tarr	99/284
4,464,981 A	*	8/1984	Stover	99/280
4,892,031 A	*	1/1990	Webster et al.	99/284
D317,546 S	*	6/1991	Rakocy et al.	D7/309
5,916,351 A	*	6/1999	Sintchak	99/284

6,082,246 A	*	7/2000	Thorn et al.	99/284
6,619,507 B2	*	9/2003	Lassota	222/108
D481,902 S	*	11/2003	OaConnor et al.	D7/309
6,702,153 B2	*	3/2004	Nowak et al.	222/185.1
D489,217 S	*	5/2004	Seum et al.	D7/309
6,752,069 B1	*	6/2004	Burke et al.	99/280
2004/0112224 A1	*	6/2004	Drobeck	99/279

* cited by examiner

Primary Examiner—M. N. Pandozzi

(74) *Attorney, Agent, or Firm*—James W. Potthast; Potthast & Associates

(57) **CLAIM**

The ornamental design for a one pot coffee brewer, as shown and described.

DESCRIPTION

FIG. 1 is a perspective view of the preferred embodiment of the coffee brewer of the present invention;
 FIG. 2 is a front elevation view of the coffee brewer of FIG. 1;
 FIG. 3 is a left side elevation view of the coffee brewer of FIG. 1;
 FIG. 4 is a right side elevation view of the coffee brewer of FIG. 1;
 FIG. 5 is a back elevation view of the coffee brewer of FIG. 1;
 FIG. 6 is a top view of the coffee brewer of FIG. 1; and,
 FIG. 7 is a bottom view of the coffee brewer of FIG. 1.

1 Claim, 4 Drawing Sheets




FIG. 1




FIG. 3




FIG. 2




FIG. 4




FIG. 5




FIG. 6

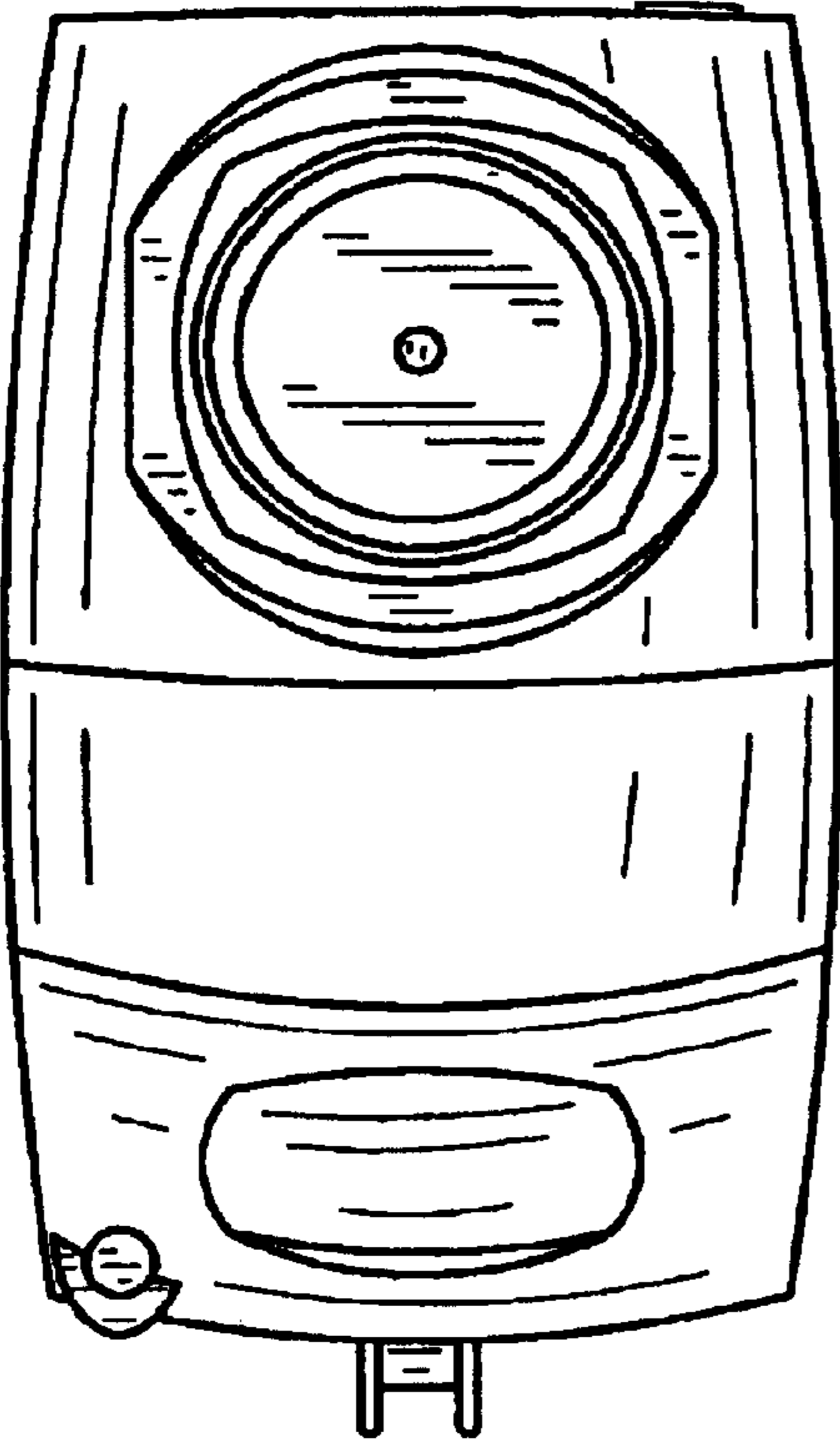


FIG. 7

