

US00D498109S

(12) **United States Design Patent**
Lebowitz

(10) **Patent No.: US D498,109 S**

(45) **Date of Patent: ** Nov. 9, 2004**

(54) **TEA KETTLE**

(75) **Inventor: Samuel Lebowitz, Shelter Island, NY (US)**

(73) **Assignee: Wilton Industries, Inc., Woodridge, IL (US)**

(**) **Term: 14 Years**

(21) **Appl. No.: 29/175,994**

(22) **Filed: Feb. 14, 2003**

(51) **LOC (7) Cl. 07-01**

(52) **U.S. Cl. D7/302; D7/322; D7/321**

(58) **Field of Search D7/301, 302, 321, D7/322, 320; 220/756; 222/472, 482, 475; 116/67 R**

(56) **References Cited**

U.S. PATENT DOCUMENTS

D219,165 S * 11/1970 Gropius D7/322
D336,006 S * 6/1993 Lebowitz D7/322

D360,101 S * 7/1995 Lee D7/322
D380,337 S * 7/1997 Lien D7/322
D414,979 S * 10/1999 de Bergen D7/320
D435,386 S * 12/2000 Ancona et al. D7/322
D449,202 S * 10/2001 Schmidt D7/322
D478,243 S * 8/2003 Lebowitz D7/322

* cited by examiner

Primary Examiner—M. N. Pandozzi

(74) *Attorney, Agent, or Firm*—Piper Rudnick LLP


(57) **CLAIM**

The ornamental design for the tea kettle, as shown.

DESCRIPTION

FIG. 1 is a front perspective view of the tea kettle;
FIG. 2 is a front elevational view of the tea kettle;
FIG. 3 is a back elevational view of the tea kettle;
FIG. 4 is a right side elevational view of the tea kettle;
FIG. 5 is a left side elevational view of the tea kettle;
FIG. 6 is a top plan view of the tea kettle; and,
FIG. 7 is a bottom plan view of the tea kettle.

1 Claim, 4 Drawing Sheets






FIG. 1

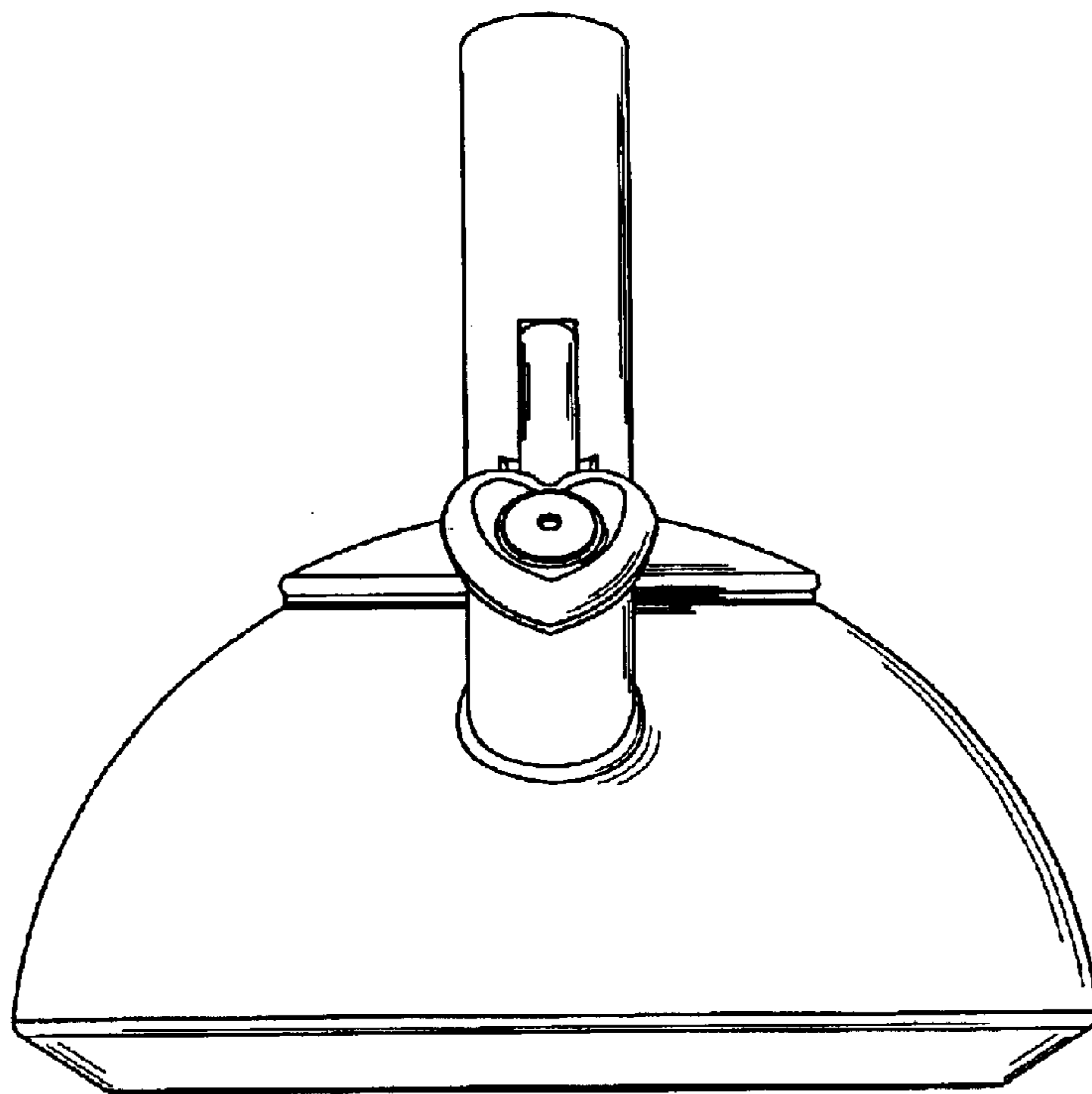


FIG. 2

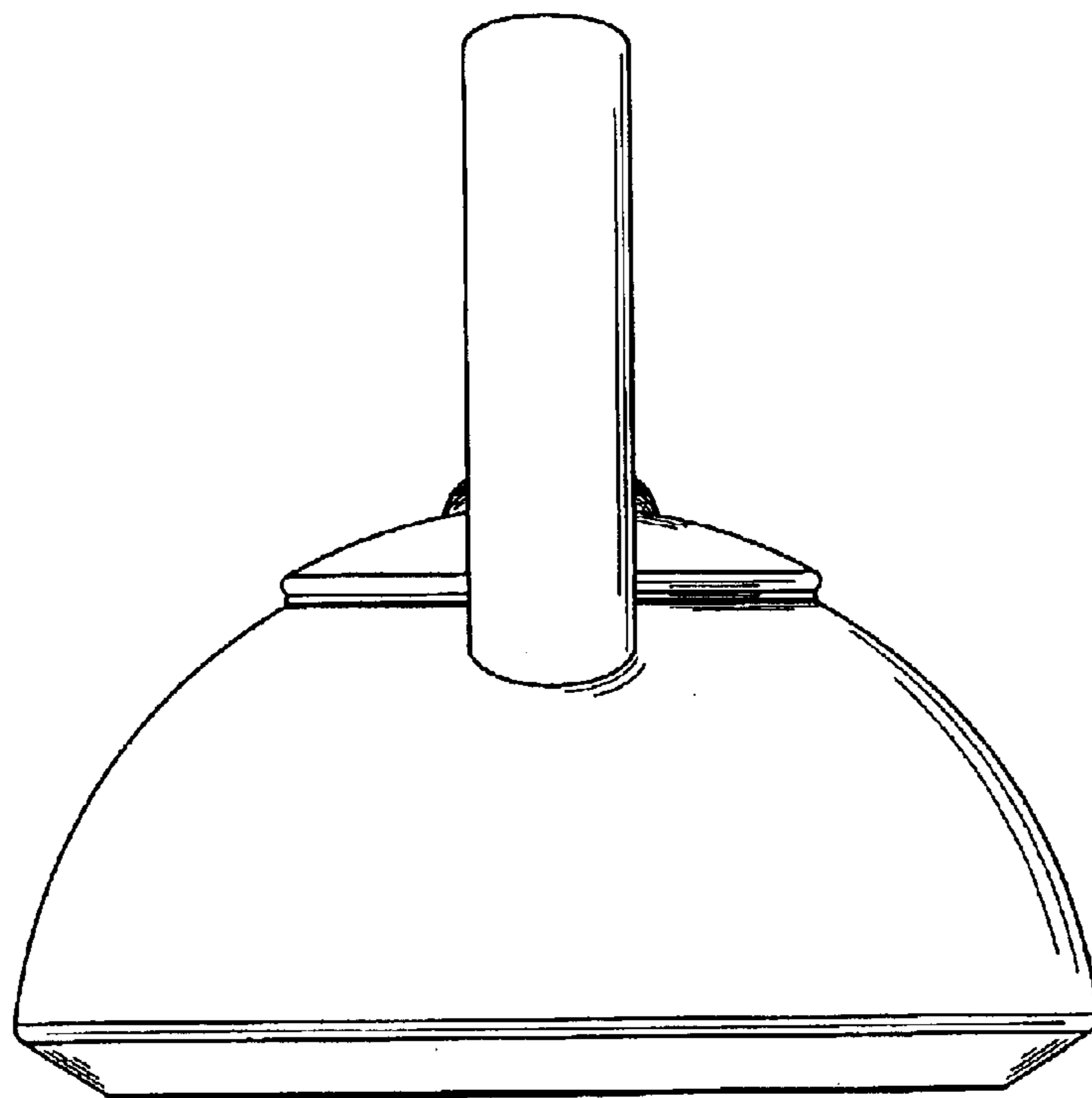


FIG. 3




FIG. 4




FIG. 5

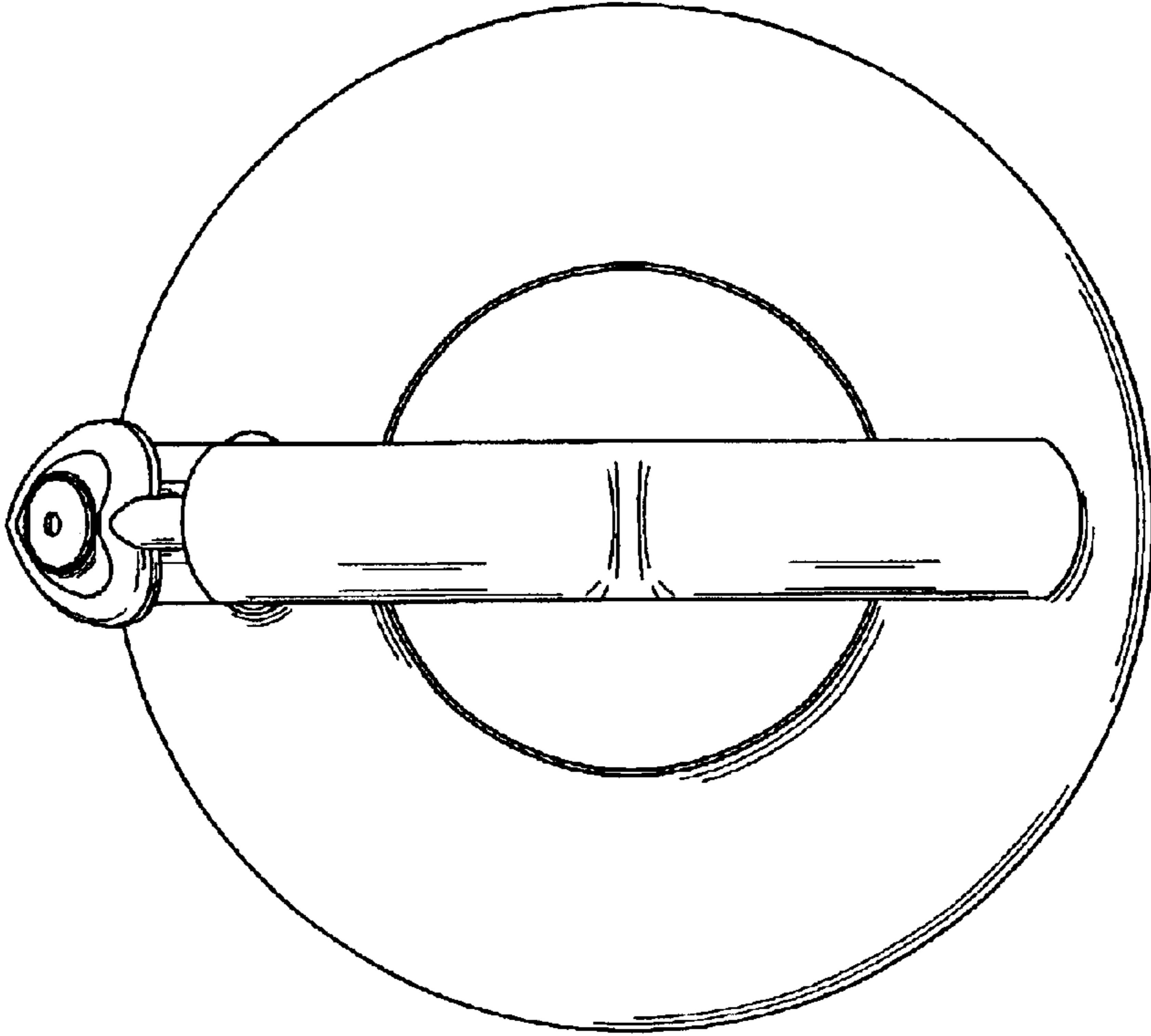


FIG. 6

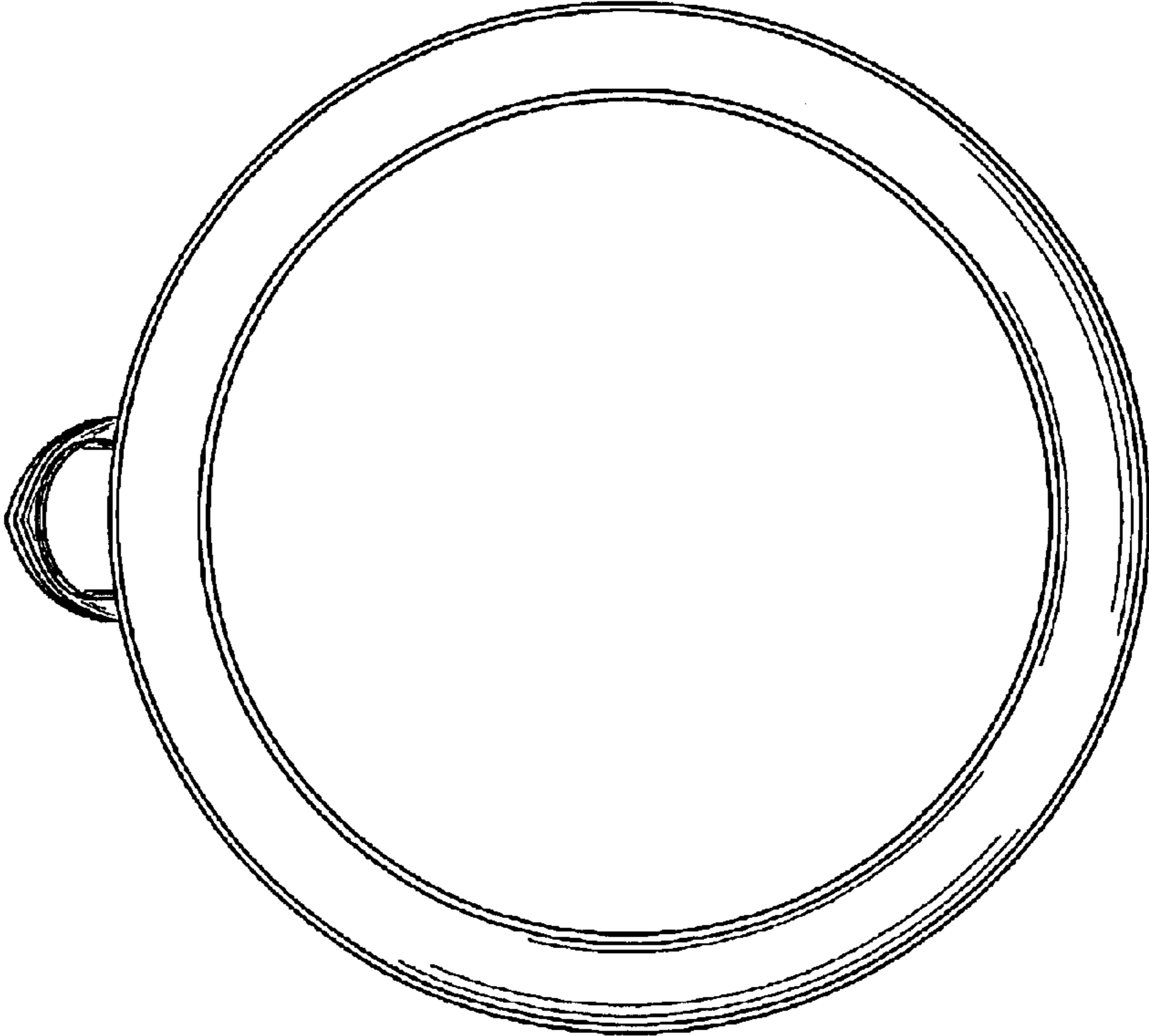


FIG. 7