

US00D498107S

(12) **United States Design Patent** (10) **Patent No.:** **US D498,107 S**  
**Sheppard, Jr.** (45) **Date of Patent:** **\*\* Nov. 9, 2004**

- (54) **TOWEL HAVING LOOP**
- (75) Inventor: **James M. Sheppard, Jr.**, Weddington, NC (US)
- (73) Assignee: **Devant, Ltd.**, Monroe, NC (US)
- (\*\*) Term: **14 Years**
- (21) Appl. No.: **29/171,601**
- (22) Filed: **Nov. 26, 2002**
- (51) **LOC (7) Cl.** ..... **06-13**
- (52) **U.S. Cl.** ..... **D6/608**
- (58) **Field of Search** ..... D5/1, 2, 3, 7, D5/8, 11, 13, 14, 19, 20, 23, 25, 26, 27, 30, 32, 41, 45, 46, 47, 49, 50, 52, 53, 54, 55, 56, 57, 58, 59, 60, 61, 62, 63, 64, 99; D2/749, 994; D6/382, 383, 582, 583, 595, 596, 597, 598, 599, 602, 603, 604, 605, 606, 607, 608, 609, 610, 611, 612, 613, 614, 615, 616, 617, 622; D24/124, 125; D25/142, 152; 428/17, 18, 151, 154, 156, 171, 187, 198, 199, 540, 542.2, 542.6, 904.4, 919, 413 AM, 417, 418, 419, 420, 482, 485, 490, 495, 496, 497, 499, 500, 502, 512, 630, 636, 652, 653, 654, 655, 655.3, 709, 907; D7/396.4, 396.5; 162/134, 231, 140; 156/209, 148; 15/208, 209.1, 210.1; 139/396; 297/228.1, 229, 452.41; 24/3.11; 2/69

- D216,860 S \* 3/1970 Clementi ..... D6/608  
D217,047 S \* 3/1970 Clementi ..... D6/608  
D217,416 S \* 4/1970 Scherer ..... D6/608  
3,967,668 A \* 7/1976 Franco ..... 383/4  
D330,140 S \* 10/1992 Lerner ..... D6/608  
D339,496 S \* 9/1993 Corcoran ..... D6/608  
D339,951 S \* 10/1993 Parkison et al. .... D6/608  
5,412,830 A \* 5/1995 Girardot et al. .... 15/209.1  
5,427,834 A \* 6/1995 Sodetz ..... 5/420  
5,687,445 A \* 11/1997 Hocking ..... 15/209.1  
5,771,523 A \* 6/1998 Rudolph ..... 15/209.1  
5,797,142 A \* 8/1998 Debronsky et al. .... 15/209.1  
6,065,177 A \* 5/2000 Chien ..... 15/209.1  
6,115,872 A \* 9/2000 Welsh ..... 15/209.1  
6,256,840 B1 \* 7/2001 Elliott ..... 24/3.11  
D446,986 S \* 8/2001 McCumber, Jr. .... D6/608  
D449,194 S \* 10/2001 Sheppard, Jr. .... D6/608  
D464,203 S \* 10/2002 Manifold et al. .... D5/53

\* cited by examiner

*Primary Examiner*—James Gandy  
*Assistant Examiner*—T. Chase Nelson  
(74) *Attorney, Agent, or Firm*—Dougherty, Clements & Hofer

(57) **CLAIM**


The ornamental design for a towel having loop, as shown and described.

**DESCRIPTION**

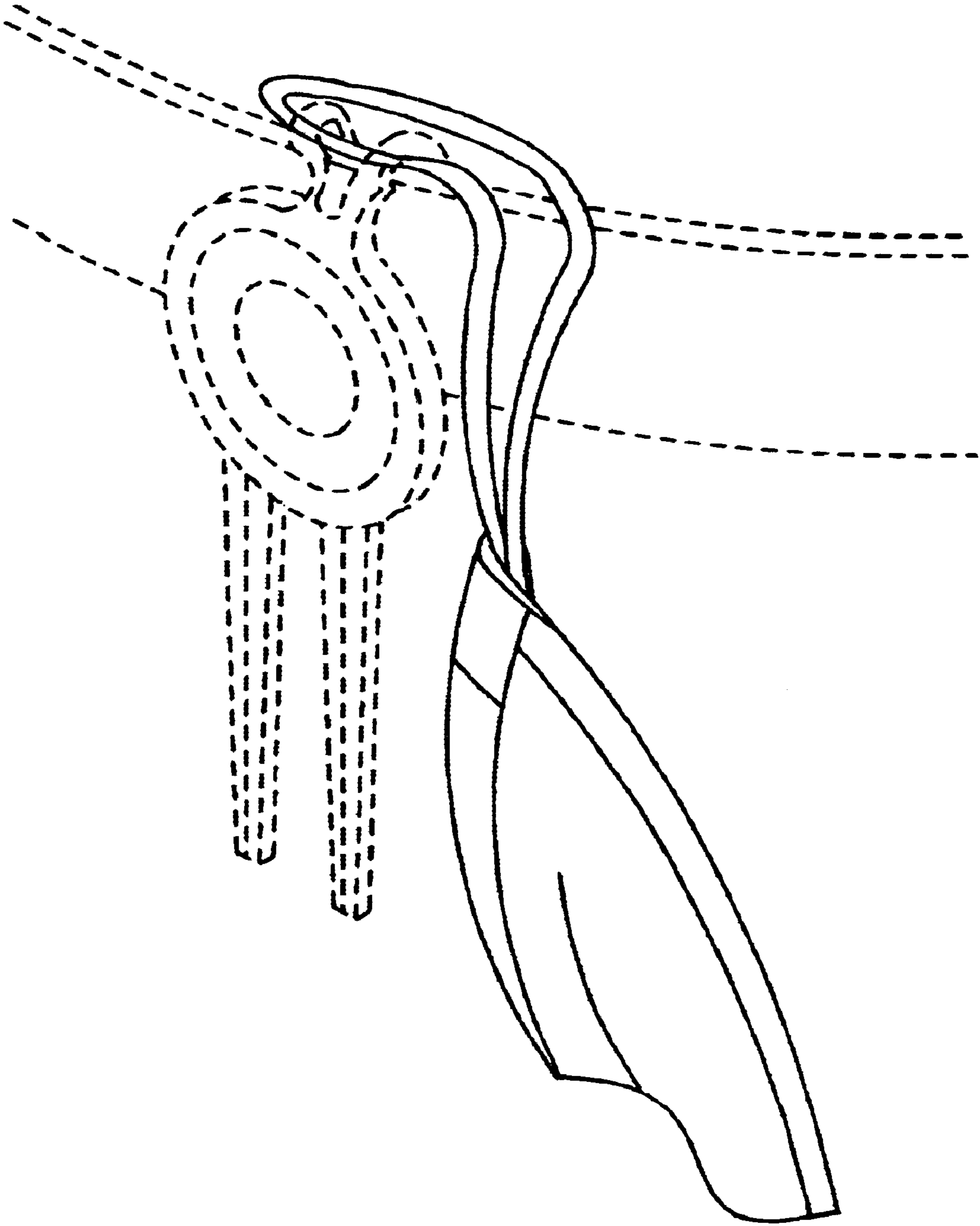
FIG. 1 is an isometric view of a portion of the invented towel having loop, the towel having a loop attachment to a dotted line divot repair tool. Material shown in dotted lines is for clarity only, and forms no part of the invented design.  
FIG. 2 is a top view of the invented towel having loop;  
FIG. 3 is a front view of the towel having loop with the loop located in the top left corner;  
FIG. 4 is a right side view of the towel having loop;  
FIG. 5 is a rear view of the towel having loop;  
FIG. 6 is a left side view of the towel having loop; and,  
FIG. 7 is a bottom view of the towel having loop.

**1 Claim, 2 Drawing Sheets**

- (56) **References Cited**
- U.S. PATENT DOCUMENTS**
- 1,335,627 A \* 3/1920 Waterfield ..... 5/482  
D68,223 S \* 9/1925 Wedl ..... D6/595  
D70,347 S \* 6/1926 Wedl ..... D6/595  
1,607,366 A \* 11/1926 Reitzes ..... 15/209.1  
D157,325 S \* 2/1950 Barnhart ..... D5/46  
D168,183 S \* 11/1952 Petracek ..... D5/46  
2,754,532 A \* 7/1956 Kanehl et al. .... 15/209.1




*Fig. 1*




*Fig. 2*




*Fig. 3*



*Fig. 4*



*Fig. 5*



*Fig. 6*



*Fig. 7*

