

US00D498096S

(12) **United States Design Patent** (10) **Patent No.:** **US D498,096 S**
Lenger (45) **Date of Patent:** **** Nov. 9, 2004**

(54) **SOFA TRIM**

D455,023 S 4/2002 Lee D6/381
D459,607 S 7/2002 Gibson D6/381
D484,338 S * 12/2003 Lenger D6/500

(75) Inventor: **Sidney A. Lenger**, Kernersville, NC (US)

OTHER PUBLICATIONS

(73) Assignee: **American Signature, Inc.**, Columbus, OH (US)

Karpen Furniture catalog, p. 19, sofa 50690-R at bottom right.*
Furniture Today, p. 133, Leathertrend sofa a mid-page right, Apr. 15, 2002.*

(**) Term: **14 Years**

* cited by examiner

(21) Appl. No.: **29/188,630**

Primary Examiner—Gary D. Watson

(22) Filed: **Aug. 21, 2003**

(74) *Attorney, Agent, or Firm*—Wood, Herron & Evans L.L.P.

Related U.S. Application Data

(62) Division of application No. 29/163,514, filed on Jul. 5, 2002, now Pat. No. Des. 484,338.

(57) **CLAIM**

(51) **LOC (7) Cl.** **06-01**

The ornamental design for a sofa trim, as shown and described.

(52) **U.S. Cl.** **D6/500**

DESCRIPTION

(58) **Field of Search** D6/334, 335, 364, D6/381, 500, 501, 502; 5/12.1; 297/232

FIG. 1 is a front elevational view of a sofa trim incorporating my new design.

(56) **References Cited**

FIG. 2 is a rear elevational view thereof;

U.S. PATENT DOCUMENTS

D106,798 S 11/1937 Kaufman D6/334
D267,447 S 1/1983 Friedman D6/381
D428,725 S 8/2000 Lee D6/381
D447,883 S 9/2001 Meier et al. D6/381


FIG. 3 is a top plan view thereof;

FIG. 4 is a bottom plan view thereof;

FIG. 5 is a right-side elevational view thereof; and,

FIG. 6 is a left-side elevational view thereof.

1 Claim, 2 Drawing Sheets



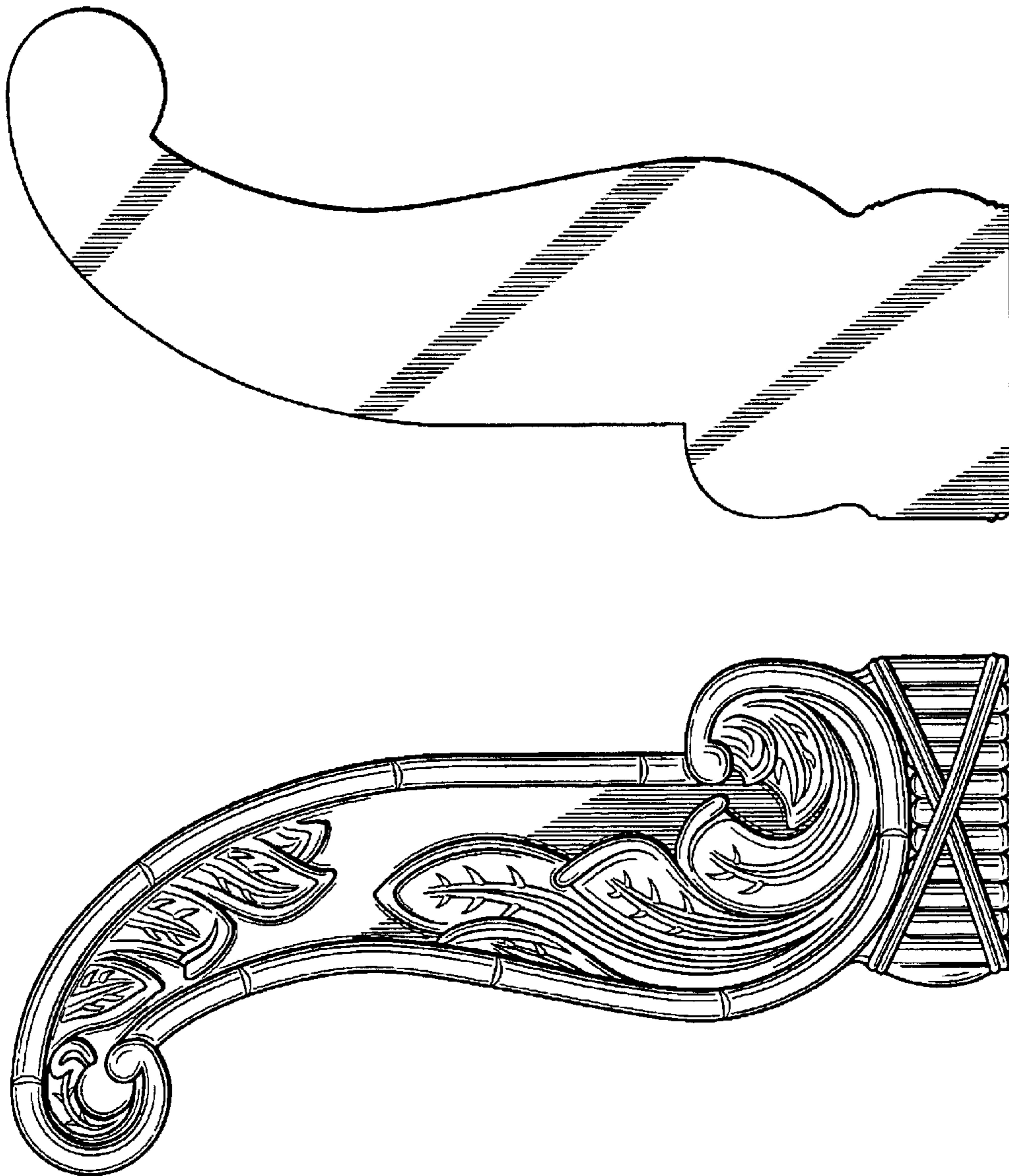


FIG. 1

FIG. 2



FIG. 3



FIG. 4



FIG. 6

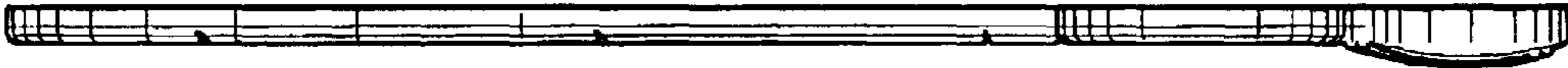


FIG. 5