

US00D498093S

(12) **United States Design Patent**  
**Darafeev**

(10) **Patent No.:** **US D498,093 S**

(45) **Date of Patent:** **\*\* Nov. 9, 2004**

(54) **FRAME FOR THE SEAT AND BACKREST  
PORTION FOR CHAIRS, BARSTOOLS, OR  
THE LIKE**

D481,875 S \* 11/2003 Darafeev ..... D6/360

**OTHER PUBLICATIONS**

Home Decorations, p. 95, stool "A" at top left, Spring 2000.\*

\* cited by examiner

*Primary Examiner*—Gary D. Watson

(74) *Attorney, Agent, or Firm*—Jones Day

(75) **Inventor:** **George Darafeev**, Alta Loma, CA (US)

(73) **Assignee:** **Mikhail Darafeev, Inc.**, Chino, CA (US)

(\*\*) **Term:** **14 Years**

(21) **Appl. No.:** **29/181,586**

(22) **Filed:** **May 13, 2003**

(51) **LOC (7) Cl.** ..... **06-01**

(52) **U.S. Cl.** ..... **D6/500; D6/502**

(58) **Field of Search** ..... D6/334, 335, 360,  
D6/374, 379, 380, 500, 501, 502; 297/445.1,  
461

(57) **CLAIM**

The ornamental design for a frame for the seat and backrest portion for chairs, barstools, or the like, as shown and described.

**DESCRIPTION**

FIG. 1 is a perspective view of the bucket.

FIG. 2 is a side view of the bucket. The opposite side of the bucket is a mirror image of the side view shown in FIG. 2.

FIG. 3 is a top view of the bucket.

FIG. 4 is a front view of the bucket; and,

FIG. 5 is a back view of the bucket.

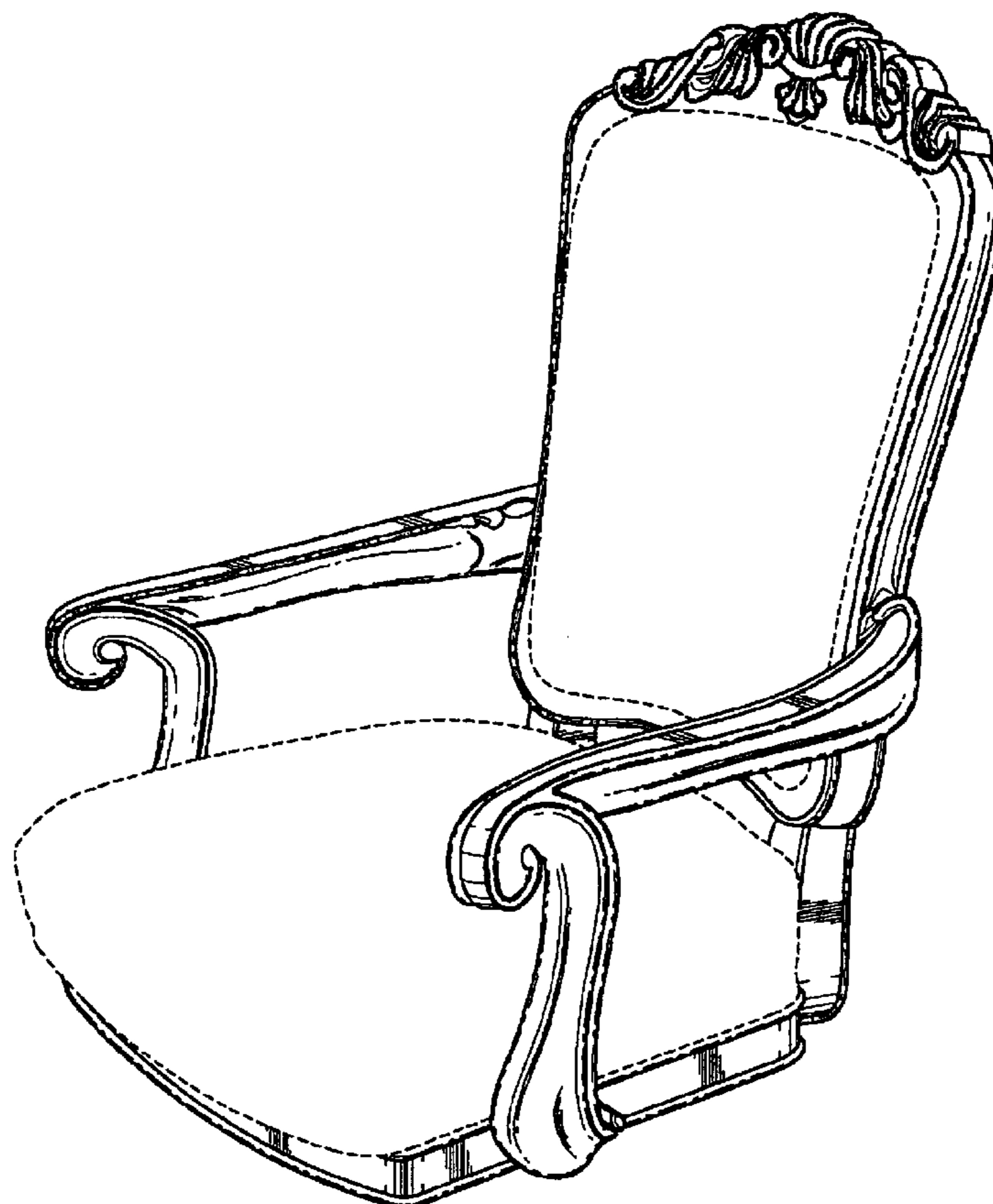
The broken line showing of environment is for illustrative purposes only and forms no part of the claimed design.

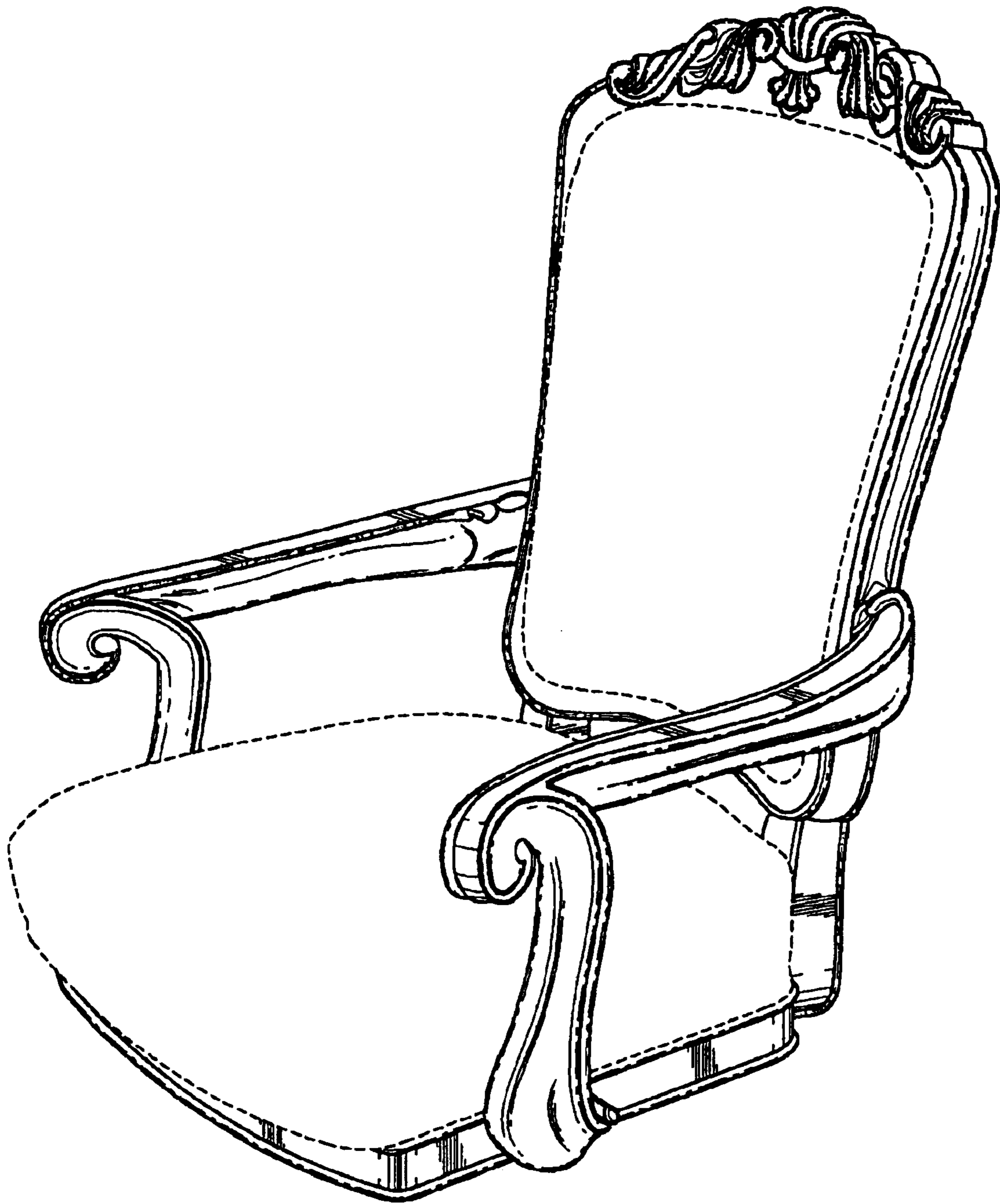
(56) **References Cited**

**U.S. PATENT DOCUMENTS**


- D242,308 S \* 11/1976 Adkinson ..... D6/379
- D294,434 S \* 3/1988 Zakharov ..... D6/360
- D313,514 S \* 1/1991 Zakharov ..... D6/360
- D448,943 S \* 10/2001 McDaniel et al. .... D6/379
- D480,576 S \* 10/2003 Schmitt ..... D6/379

**1 Claim, 5 Drawing Sheets**

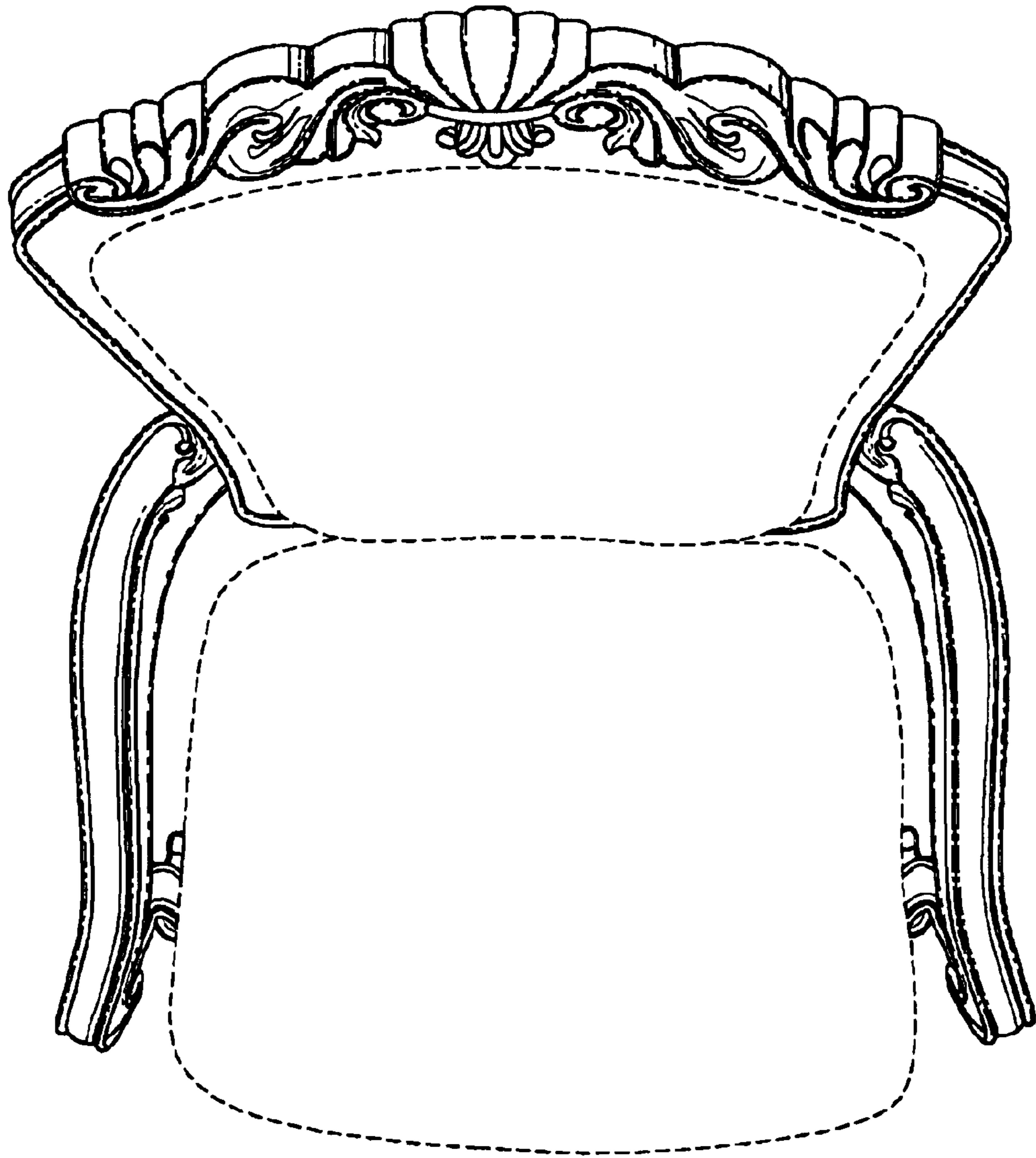





*FIG. 1*



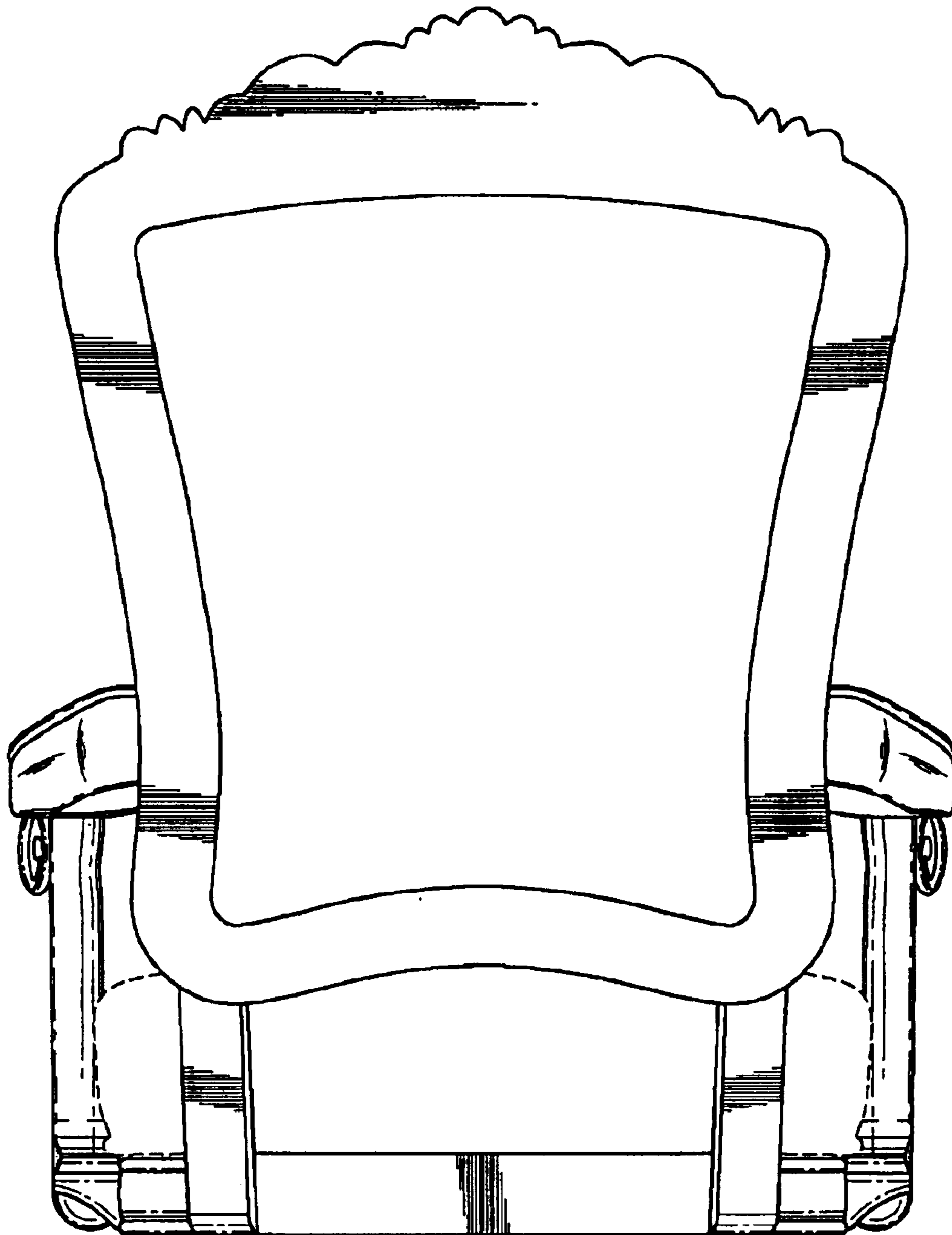
*FIG. 2*



*FIG. 3*



*FIG. 4*



*FIG. 5*