

US00D498086S

(12) **United States Design Patent**
Harwanko

(10) **Patent No.:** **US D498,086 S**

(45) **Date of Patent:** **** Nov. 9, 2004**

(54) **SPACESAVER CABINET**

(75) **Inventor:** **Jeffrey Harwanko**, Wilmington, DE
(US)

(73) **Assignee:** **Zenith Products Corp.**, New Castle,
DE (US)

(**) **Term:** **14 Years**

(21) **Appl. No.:** **29/202,583**

(22) **Filed:** **Apr. 1, 2004**

(51) **LOC (7) Cl.** **06-04**

(52) **U.S. Cl.** **D6/436**

(58) **Field of Search** D6/436, 477-479;
312/204, 237, 283

(56) **References Cited**

U.S. PATENT DOCUMENTS

- D428,739 S * 8/2000 Winter et al. D6/479
- D433,582 S * 11/2000 Winter et al. D6/436
- D439,074 S * 3/2001 Chen D6/436

- D460,290 S * 7/2002 Walker D6/436
- D475,865 S * 6/2003 Walker D6/436
- D491,745 S * 6/2004 Harwanko et al. D6/436
- D491,746 S * 6/2004 Harwanko D6/436

* cited by examiner

Primary Examiner—Cathron Brooks

(74) *Attorney, Agent, or Firm*—Edgar A. Zarins; Lloyd D. Doigan

(57) **CLAIM**

The ornamental design for a spacesaver cabinet, as shown and described.

DESCRIPTION


FIG. 1 is a perspective view of a spacesaver cabinet showing my new design;

FIG. 2 is a front elevational view thereof;

FIG. 3 is a right side view thereof; the opposite side being a mirror image of the side shown; and,

FIG. 4 is a top plan view thereof.

1 Claim, 2 Drawing Sheets






Fig-1

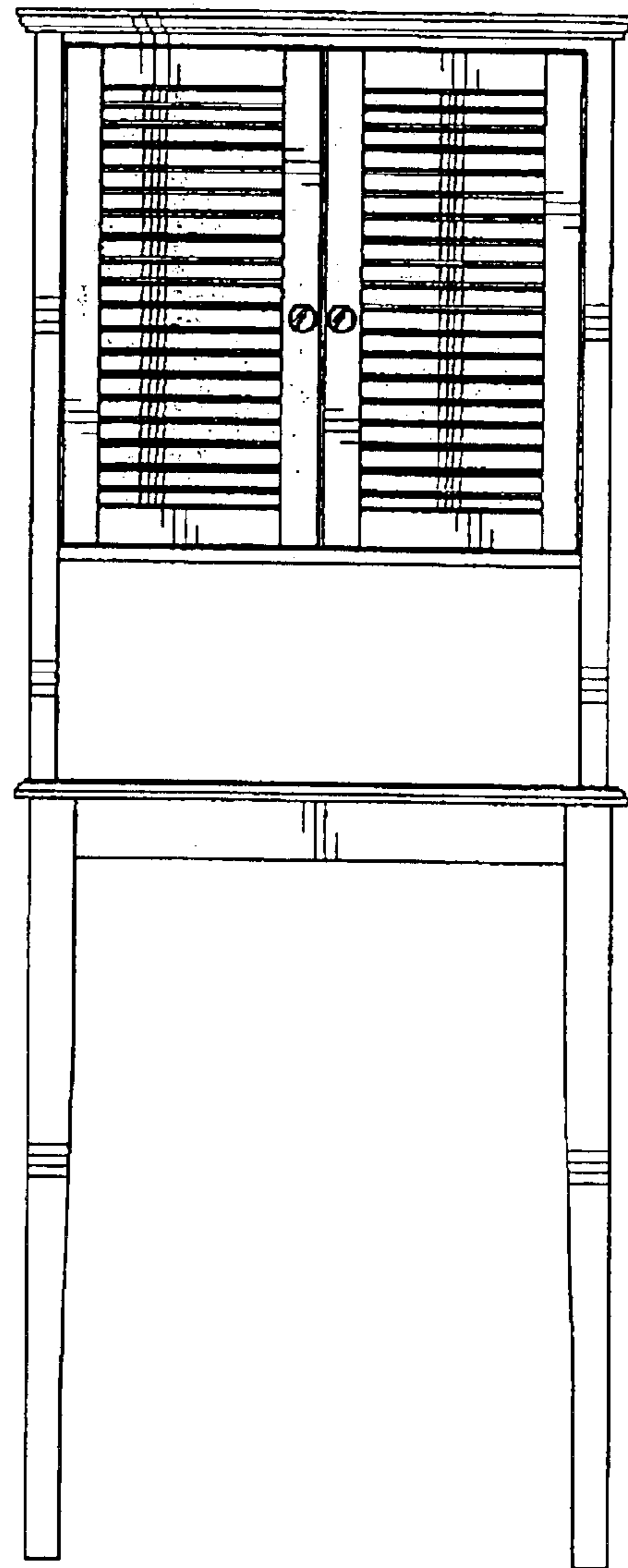


Fig-2

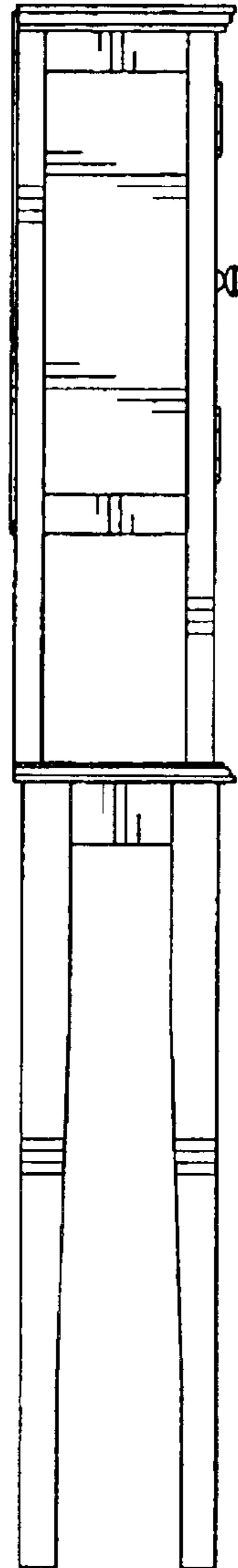


Fig-3



Fig-4