

US00D498081S

(12) **United States Design Patent** (10) **Patent No.:** **US D498,081 S**
Katz et al. (45) **Date of Patent:** **** Nov. 9, 2004**

(54) **DESK**
(75) Inventors: **Jeffrey B. Katz**, Hickory, NC (US);
Gary A. Huffstetler, Lenoir, NC (US);
Scott C. Dergins, Morganton, NC (US)
(73) Assignee: **Broyhill Furniture Industries, Inc.**,
Lenoir, NC (US)
(**) Term: **14 Years**
(21) Appl. No.: **29/185,897**
(22) Filed: **Jul. 2, 2003**
(51) **LOC (7) Cl.** **06-03**
(52) **U.S. Cl.** **D6/422**
(58) **Field of Search** D6/422-428; 108/50.01,
108/50.02; 312/208.1, 194-196

(56) **References Cited**

U.S. PATENT DOCUMENTS

D33,178 S * 9/1900 Withington et al. D6/422
747,581 A * 12/1903 Boule 312/196
D46,741 S * 12/1914 Kade D6/428
1,308,441 A * 7/1919 Myers 312/223.3

OTHER PUBLICATIONS

U.S. patent application Ser. No. 29/185,588, Katz et al., filed Jun. 30, 2003.
U.S. patent application Ser. No. 29/185,551, Katz et al., filed Jun. 30, 2003.
U.S. patent application Ser. No. 29/185,550, Katz et al., filed Jun. 30, 2003.
U.S. patent application Ser. No. 29/186,159, Katz et al., filed Jul. 10, 2003.
U.S. patent application Ser. No. 29/185,574, Katz et al., filed Jun. 30, 2003.
U.S. patent application Ser. No. 29/185,579, Katz et al., filed Jun. 27, 2003.
U.S. patent application Ser. No. 29/185,566, Katz et al., filed Jun. 30, 2003.

U.S. patent application Ser. No. 29/185,890, Katz et al., filed Jul. 3, 2003.
U.S. patent application Ser. No. 29/185,623, Katz et al., filed Jun. 30, 2003.
U.S. patent application Ser. No. 29/185,669, Katz et al., filed Jun. 20, 2003.
U.S. patent application Ser. No. 29/185,896, Katz et al., filed Jul. 2, 2003.
U.S. patent application Ser. No. 29/185,888, Katz et al., filed Jul. 2, 2003.
U.S. patent application Ser. No. 29/186,062, Katz et al., filed Jul. 9, 2003.
U.S. patent application Ser. No. 29/186,074, Katz et al., filed Jul. 9, 2003.
U.S. patent application Ser. No. 29/186,171, Katz et al., filed Jul. 10, 2003.
U.S. patent application Ser. No. 29/186,158, Katz et al., filed Jul. 10, 2003.
U.S. patent application Ser. No. 29/185,891, Katz et al., filed Jul. 3, 2003.
U.S. patent application Ser. No. 29/185,511, Katz et al., filed Jun. 27, 2003.

(List continued on next page.)

Primary Examiner—Janice E. Seeger
(74) *Attorney, Agent, or Firm*—Thompson Coburn, LLP


(57) **CLAIM**

The ornamental design for a desk, as shown and described.

DESCRIPTION

FIG. 1 is a perspective view of a desk showing our new design;
FIG. 2 is a front elevational view thereof;
FIG. 3 is a right side perspective view thereof, the left side being a mirror image of the right side; and,
FIG. 4 is a top plan view thereof.
The surfaces or portions of the article not shown in the Figures or described in the specification form no part of the claimed design.

1 Claim, 4 Drawing Sheets



OTHER PUBLICATIONS

U.S. patent application Ser. No. 29/186,063, Katz et al., filed Jul. 9, 2003.

U.S. patent application Ser. No. 29/185,445, Katz et al., filed Jun. 27, 2003.

U.S. patent application Ser. No. 29/186,157, Katz et al., filed Jul. 10, 2003.

U.S. patent application Ser. No. 29/185,492, Katz et al., filed Jun. 27, 2003.

U.S. patent application Ser. No. 29/185,462, Katz et al., filed Jun. 27, 2003.

U.S. patent application Ser. No. 29/185,646, Katz et al., filed Jun. 30, 2003.

U.S. patent application Ser. No. 29/186,104, Katz et al., filed Jul. 9, 2003.

U.S. patent application Ser. No. 29/185,886, Katz et al., filed Jul. 3, 2003.

U.S. patent application Ser. No. 29/185,881, Katz et al., filed Jul. 2, 2003.

Miller, Judith, et al. Miller's Pine & Country Furniture Buying Guide. 1995, pp. 21, 67-68, 113, 117, 132, 147-148, 165, 179, 198, 221, 233, 246-247. Miller's Publications Ltd., Kent, Tennessee.

Broyhill Furniture Industries, Compilation of Photos of Furniture Designs, unpublished.

Broyhill Furniture Industries, Untitled compilation of photos of furniture designs, unpublished.

* cited by examiner




Fig. 1




Fig. 2




Fig. 3




Fig. 4