

US00D498071S

(12) **United States Design Patent**
Ashby et al.

(10) **Patent No.: US D498,071 S**
(45) **Date of Patent: ** Nov. 9, 2004**

- (54) **CHAIR**
- (75) Inventors: **Kent Ashby**, Logan, UT (US); **L. Curtis Strong**, Clearfield, UT (US)
- (73) Assignee: **Lifetime Products, Inc.**, Clearfield, UT (US)
- (**) Term: **14 Years**
- (21) Appl. No.: **29/179,175**
- (22) Filed: **Apr. 3, 2003**
- (51) **LOC (7) Cl. 06-01**
- (52) **U.S. Cl. D6/374; D6/380**
- (58) **Field of Search D6/334, 374, 375, D6/376, 379, 380, 500, 501, 502; 297/445.1, 446.1**

- 5,524,966 A 6/1996 Piretti
- D396,563 S 8/1998 Meijer
- D398,457 S 9/1998 Maly
- D409,848 S 5/1999 Staubach et al.
- 6,131,992 A 10/2000 Chang
- D447,643 S 9/2001 Zemp
- 6,345,863 B1 2/2002 Laws et al.
- D465,665 S 11/2002 Ritchie et al.
- D465,940 S 11/2002 Nien
- D468,921 S 1/2003 Kagan
- D470,670 S 2/2003 Meyer
- D472,745 S * 4/2003 Haney et al. D6/502
- D475,543 S * 6/2003 Savini D6/374
- D482,540 S * 11/2003 Ashby D6/374
- D486,975 S * 2/2004 Lundstrom D6/380

* cited by examiner

Primary Examiner—Gary D. Watson
(74) *Attorney, Agent, or Firm*—Workman Nydegger

(56) **References Cited**

U.S. PATENT DOCUMENTS

- 2,207,338 A 7/1940 Clarin
- 2,666,478 A 1/1954 Shwayder
- D181,241 S 10/1957 Swanson
- 2,865,437 A 12/1958 Shwayder
- D186,658 S * 11/1959 Spilman D6/374
- 3,021,175 A 2/1962 Norquist
- 3,094,357 A 6/1963 Shwayder
- D214,834 S * 8/1969 Moore et al. D6/374
- 3,466,084 A 9/1969 Moore et al.
- D314,872 S * 2/1991 Engel D6/380
- D346,501 S 5/1994 Llusca
- D352,185 S * 11/1994 Pagnon et al. D6/380

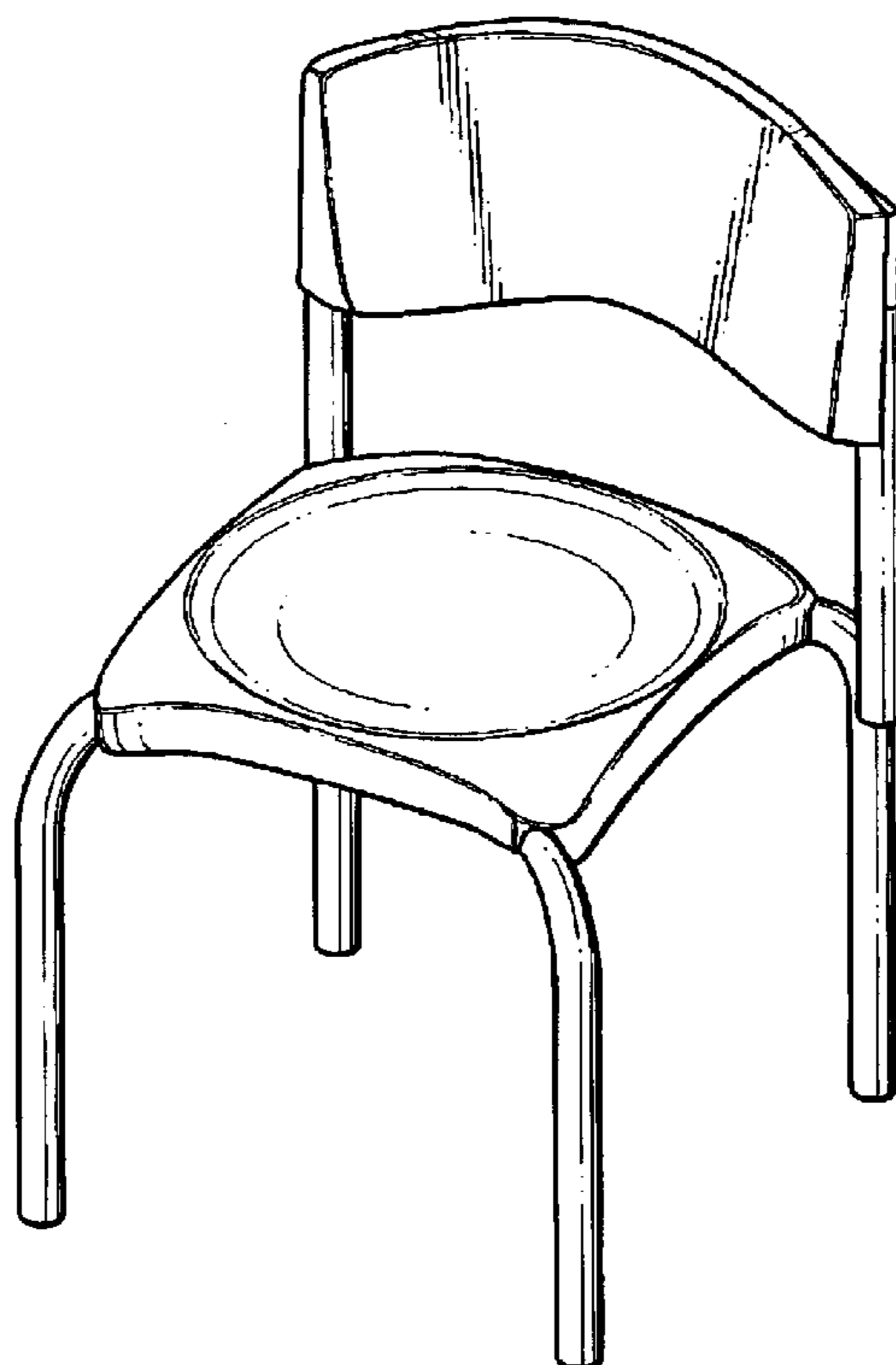
(57) **CLAIM**

The ornamental design for a chair, as shown and described.

DESCRIPTION

FIG. 1 is a perspective view of a chair in accordance with the present invention;
FIG. 2 is a front view of the chair shown in FIG. 1;
FIG. 3 is a right side view of the chair shown in FIG. 1, with the left side view being a mirror image thereof;
FIG. 4 is a back view of the chair shown in FIG. 1;
FIG. 5 is a top view of the chair shown in FIG. 1; and,
FIG. 6 is a bottom view of the chair shown in FIG. 1.

1 Claim, 3 Drawing Sheets



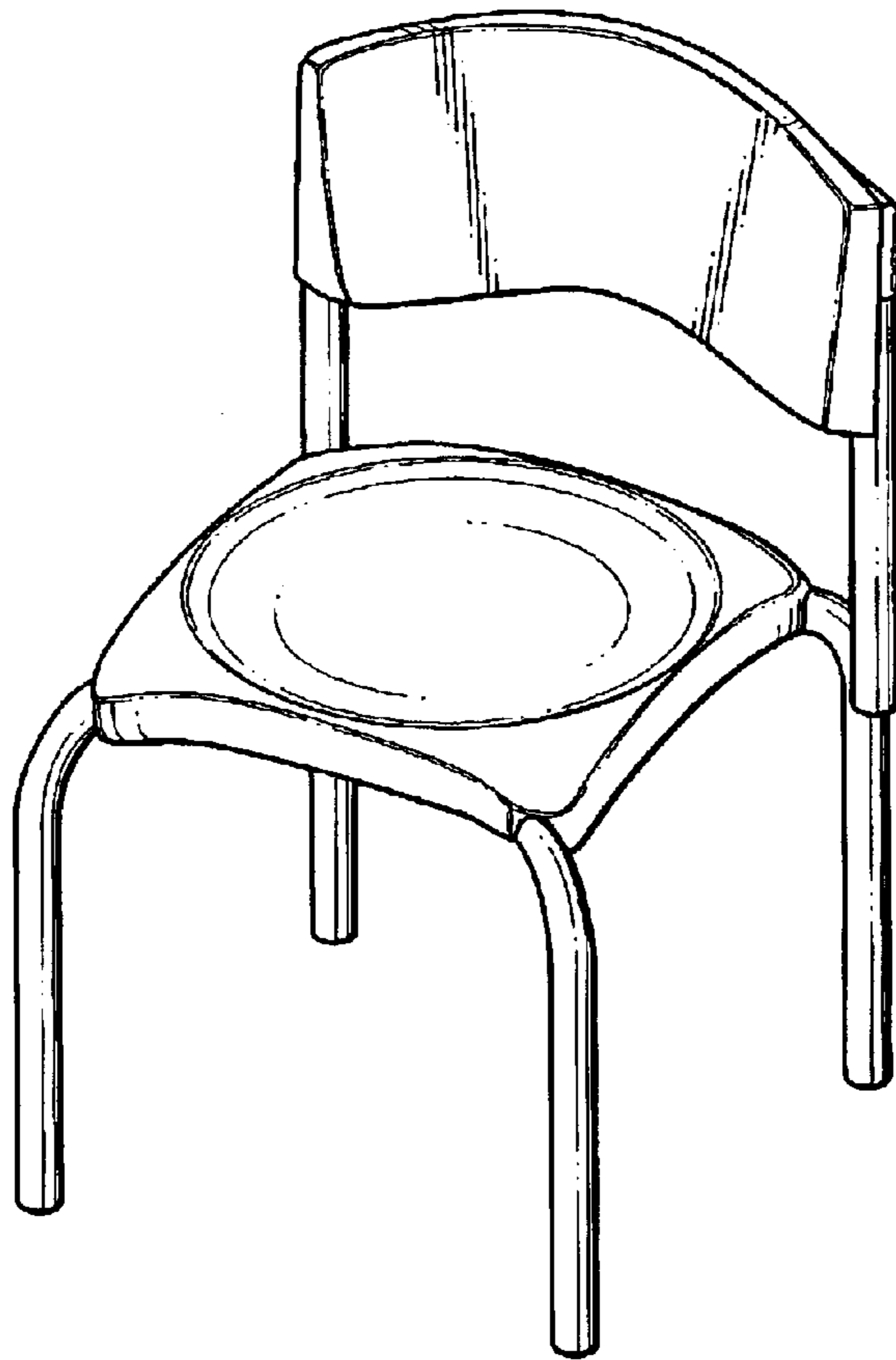


Fig. 1

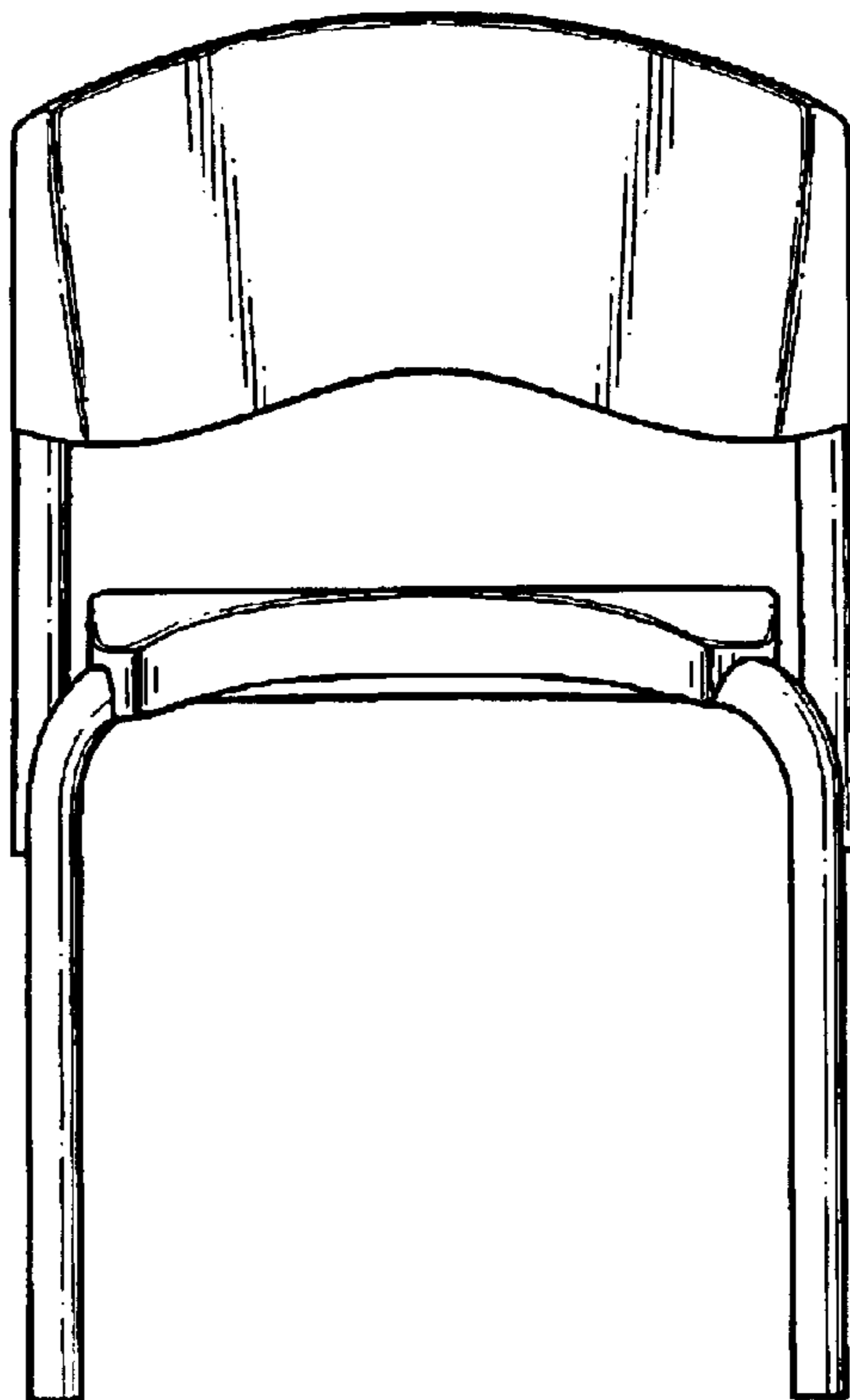


Fig. 2

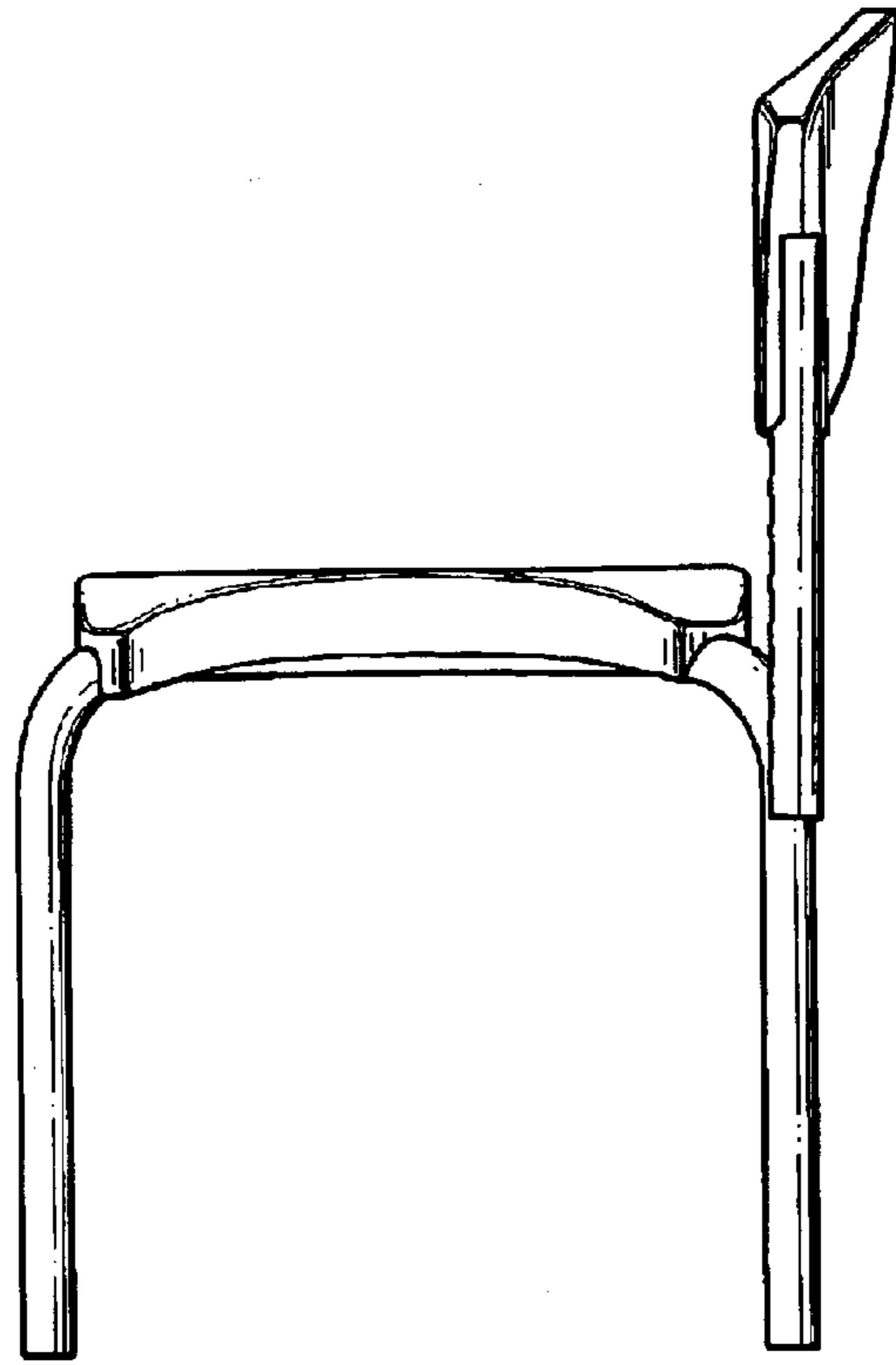


Fig. 3

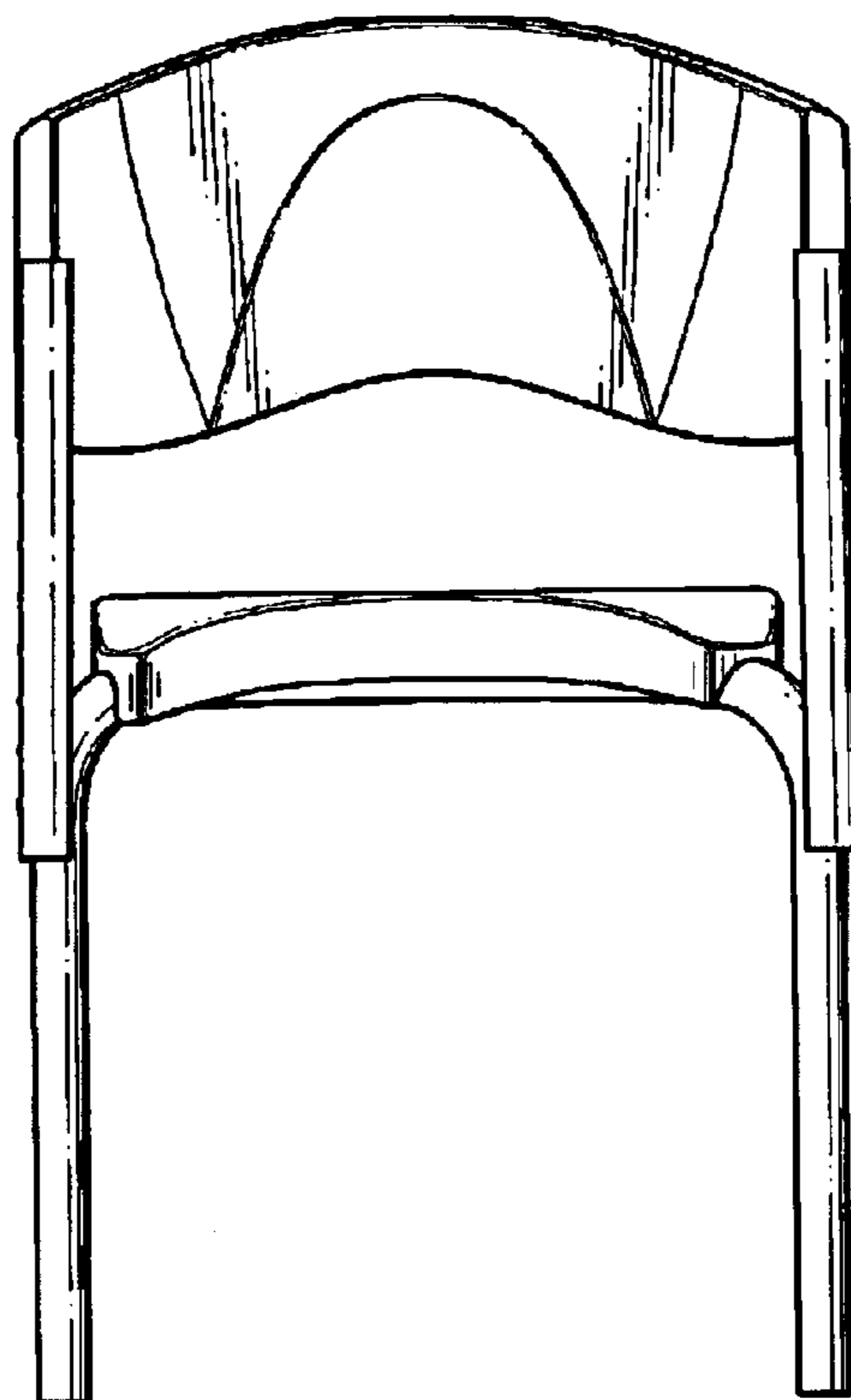


Fig. 4

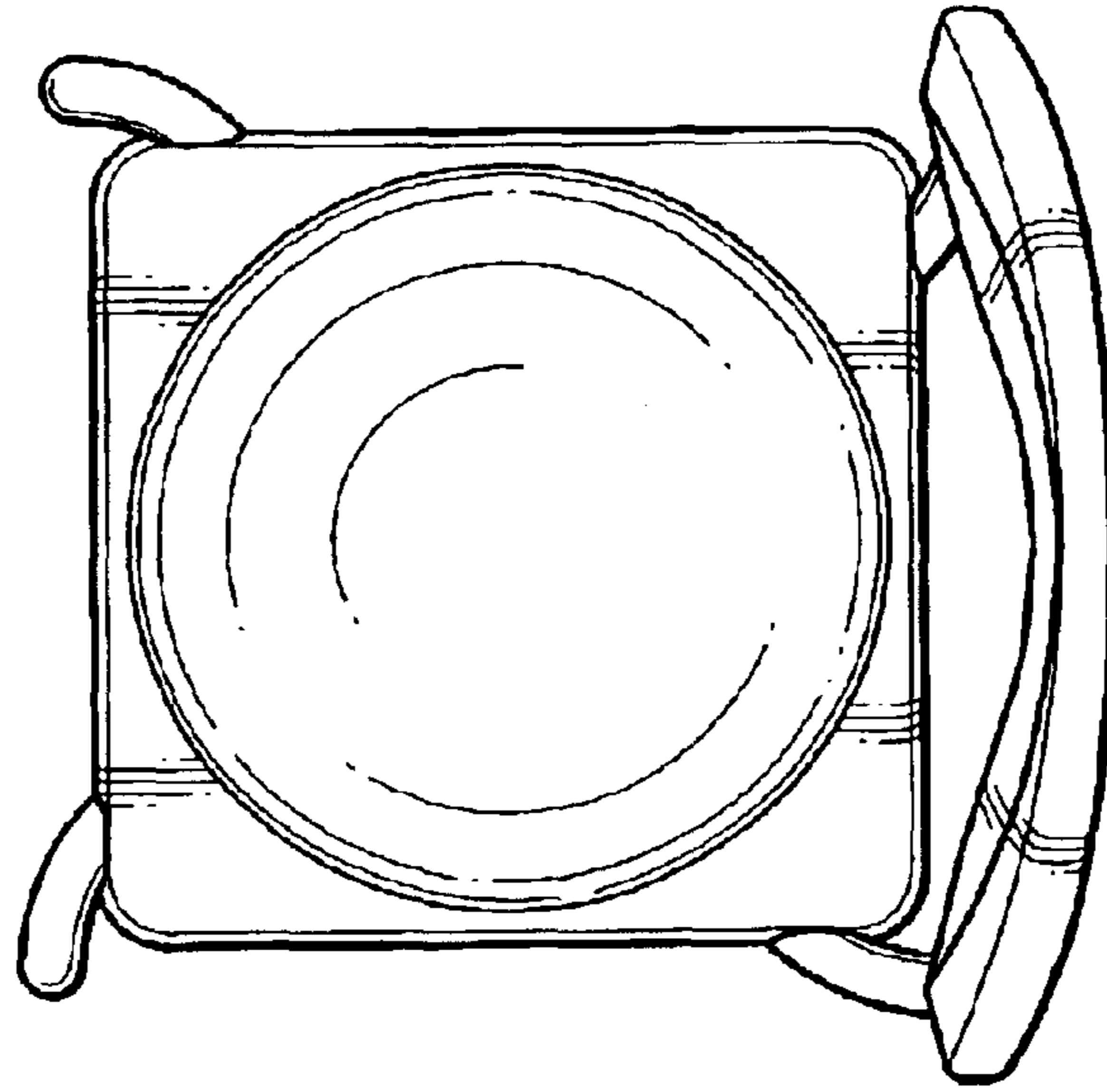


Fig. 5




Fig. 6