



US00D498060S

(12) **United States Design Patent**  
**Castleberry-Knox**

(10) **Patent No.:** **US D498,060 S**  
(45) **Date of Patent:** **\*\* Nov. 9, 2004**

(54) **WALLCOVERING BORDER**

(76) **Inventor:** **Thelma K. Castleberry-Knox, P.O.**  
**Box 1494, Tyler, TX (US) 75710-1494**

(\*\*) **Term:** **14 Years**

(21) **Appl. No.:** **29/188,676**

(22) **Filed:** **Aug. 22, 2003**

(51) **LOC (7) Cl.** ..... **05-99**

(52) **U.S. Cl.** ..... **D5/7**

(58) **Field of Search** ..... D5/1, 2, 3, 7-8,  
D5/11, 16, 19-20, 23, 25, 30, 32, 41, 43,  
45-47, 49, 50, 52-64, 66, 99; D2/749,  
994; D6/582, 583, 595, 596, 598, 603-605,  
608, 613, 616, 617, 622; 428/17, 18, 151,  
154, 156, 171, 187, 198, 199, 904.4, 542.2,  
919, 542.6; D24/124, 125; D25/142, 152;  
5/413 AM, 709; D7/396.4, 396.5; 162/134,  
140, 231; 156/148, 209

(56) **References Cited**

**U.S. PATENT DOCUMENTS**

D126,460 S	4/1941	Fishman	
4,988,556 A *	1/1991	Nilsen et al.	428/198
5,120,589 A *	6/1992	Morikawa et al.	428/187
5,221,396 A *	6/1993	Kane	428/187
D337,661 S *	7/1993	Goodman	D5/16
5,512,343 A *	4/1996	Shaw	428/904.4
5,516,576 A *	5/1996	Varjian	428/187
5,635,007 A	6/1997	Weinberg	
D405,529 S	2/1999	Walker et al.	
D422,083 S	3/2000	Walker et al.	

D422,708 S 4/2000 Walker et al.  
6,511,725 B1 1/2003 Rawlings  
2003/0194538 A1 \* 10/2003 Keane et al. .... 428/187

\* cited by examiner

*Primary Examiner*—Joel Sincavage  
*Assistant Examiner*—T. Chase Nelson  
(74) *Attorney, Agent, or Firm*—Ronald B. Sefrna

(57) **CLAIM**

I claim the ornamental design for a wallcovering border, as shown and described.

**DESCRIPTION**

FIG. 1 is a top plan view of the wallcovering border of the invention, showing my new design; the bottom plan view being flat and unornamented.

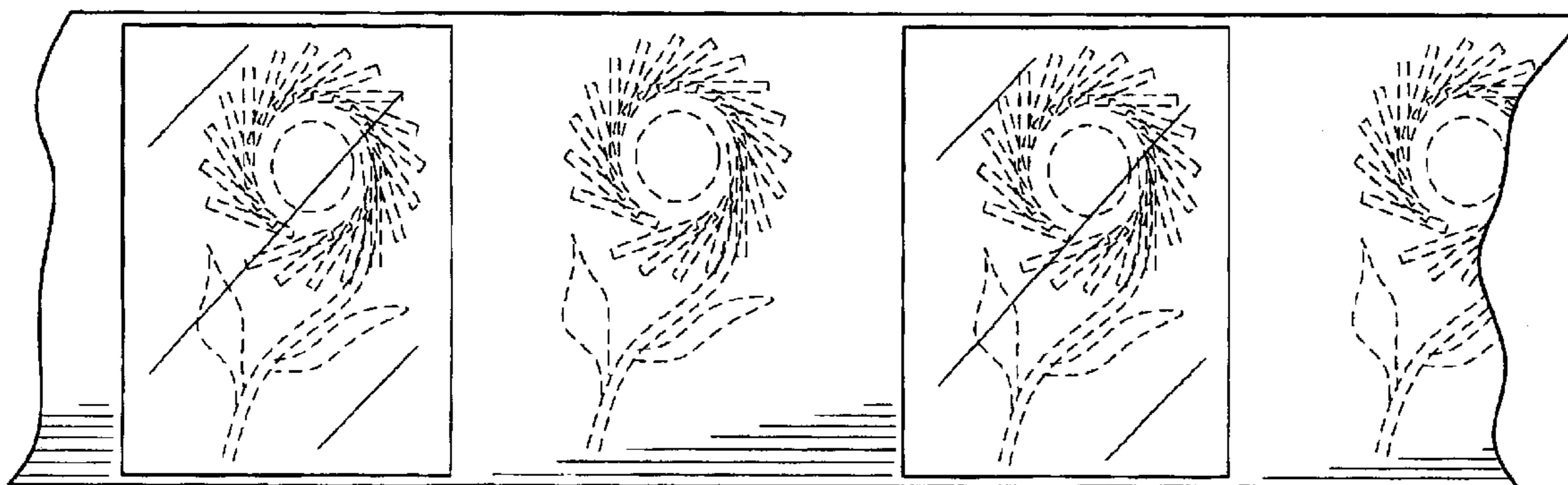
FIG. 2 is a lower edge elevation view of the wallcovering border of the invention; the upper edge elevation view being a mirror image thereof.

FIG. 3 is a left end elevation view of the wallcovering border of the invention; and,

FIG. 4 is a right end elevation view of the wallcovering border of the invention.

The wallcovering border of the invention comprises an elongate flat strip with transparent pouches symmetrically arrayed on the top face. The bottom face is flat and unornamented. The figures shown in broken lines in FIG. 1 illustrate decorative figures that might optionally be applied to the top face of the wallcovering border, but are not claimed. The broken ends of the wallcovering border in FIG. 1 indicate a wallcovering border of indeterminate length.

**1 Claim, 2 Drawing Sheets**



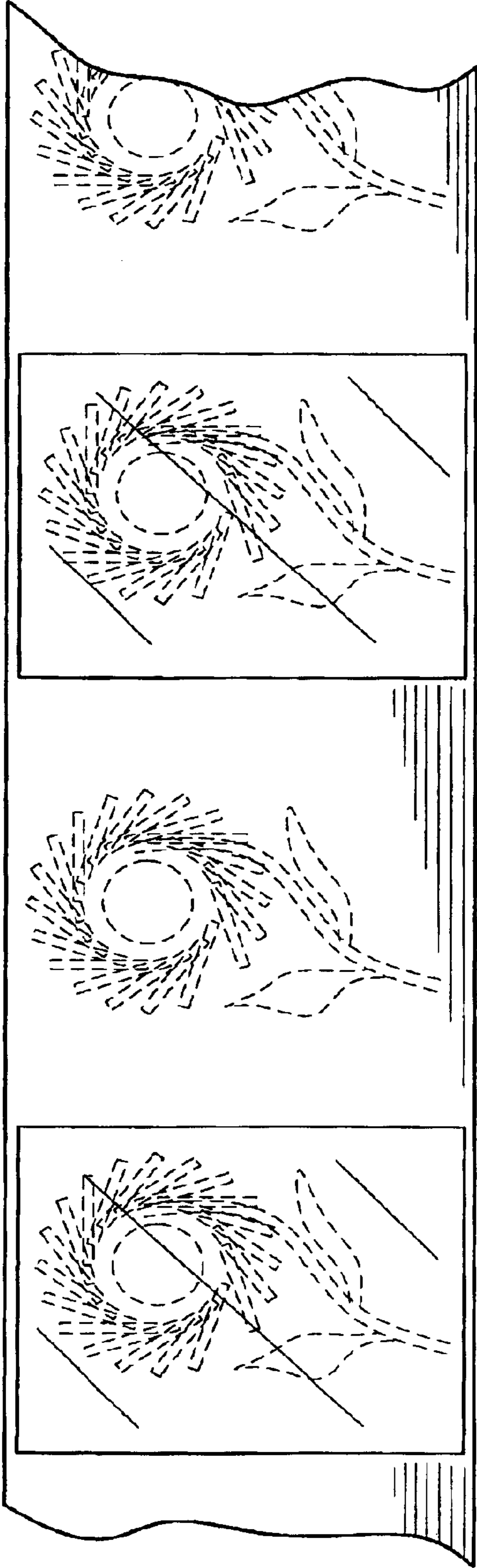


FIGURE 1



FIGURE 2

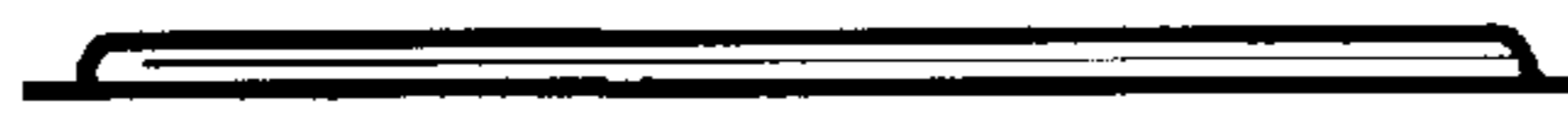


FIGURE 3



FIGURE 4