

US00D498055S

(12) **United States Design Patent**
Fenton

(10) **Patent No.:** **US D498,055 S**

(45) **Date of Patent:** **** Nov. 9, 2004**

(54) **FOOT SUPPORT FOR LUGGAGE**

D440,764 S 4/2001 Cheng D3/279
D456,993 S 5/2002 Lin D3/279

(75) Inventor: **Timm J. Fenton**, Lebanon, NJ (US)

* cited by examiner

(73) Assignee: **Tumi, Inc.**, South Plainfield, NJ (US)

Primary Examiner—Louis S. Zarfes

(**) Term: **14 Years**

Assistant Examiner—Monica A Weingart

(74) *Attorney, Agent, or Firm*—Baker Botts LLP

(21) Appl. No.: **29/178,056**

(57) **CLAIM**

(22) Filed: **Mar. 20, 2003**

The ornamental design of a foot support for luggage, as shown and described.

Related U.S. Application Data

DESCRIPTION

(63) Continuation-in-part of application No. 29/170,610, filed on Nov. 8, 2002, now Pat. No. Des. 485,681.

FIG. 1 is a front view of a first embodiment of a foot support for luggage showing my new design as attached to a luggage item shown in broken lines;

(51) **LOC (7) Cl.** **03-01**

(52) **U.S. Cl.** **D3/321**

FIG. 2 is a right side view of the embodiment of FIG. 1, the left side view being the mirror image, and showing a pair of the foot supports attached to a luggage item shown in broken lines;

(58) **Field of Search** D3/318, 321, 322, D3/273, 276, 279, 281, 282, 283, 291; 150/107; 16/18 A, 18 C, 29, 30, 42 R, 10.1; 190/37, 122, 10 A, 10 R, 100, 102, 111, 115, 125; 200/37, 652; 248/224.1

FIG. 3 is a front view of the embodiment of the foot support of FIG. 1;

(56) **References Cited**

FIG. 4 is a right side view of the embodiment of FIG. 3, the left side view being the mirror image;

U.S. PATENT DOCUMENTS

- 86,742 A * 2/1869 Fischbeck 190/122
- RE4,060 E * 7/1870 Fischbeck 190/122
- 172,200 A * 1/1876 Stocksdale et al. 16/42 R
- 1,123,960 A * 1/1915 von der Lin et al. 16/42 R
- D275,832 S * 10/1984 Kotkins D3/318
- D416,684 S * 11/1999 Nykoluk D3/321

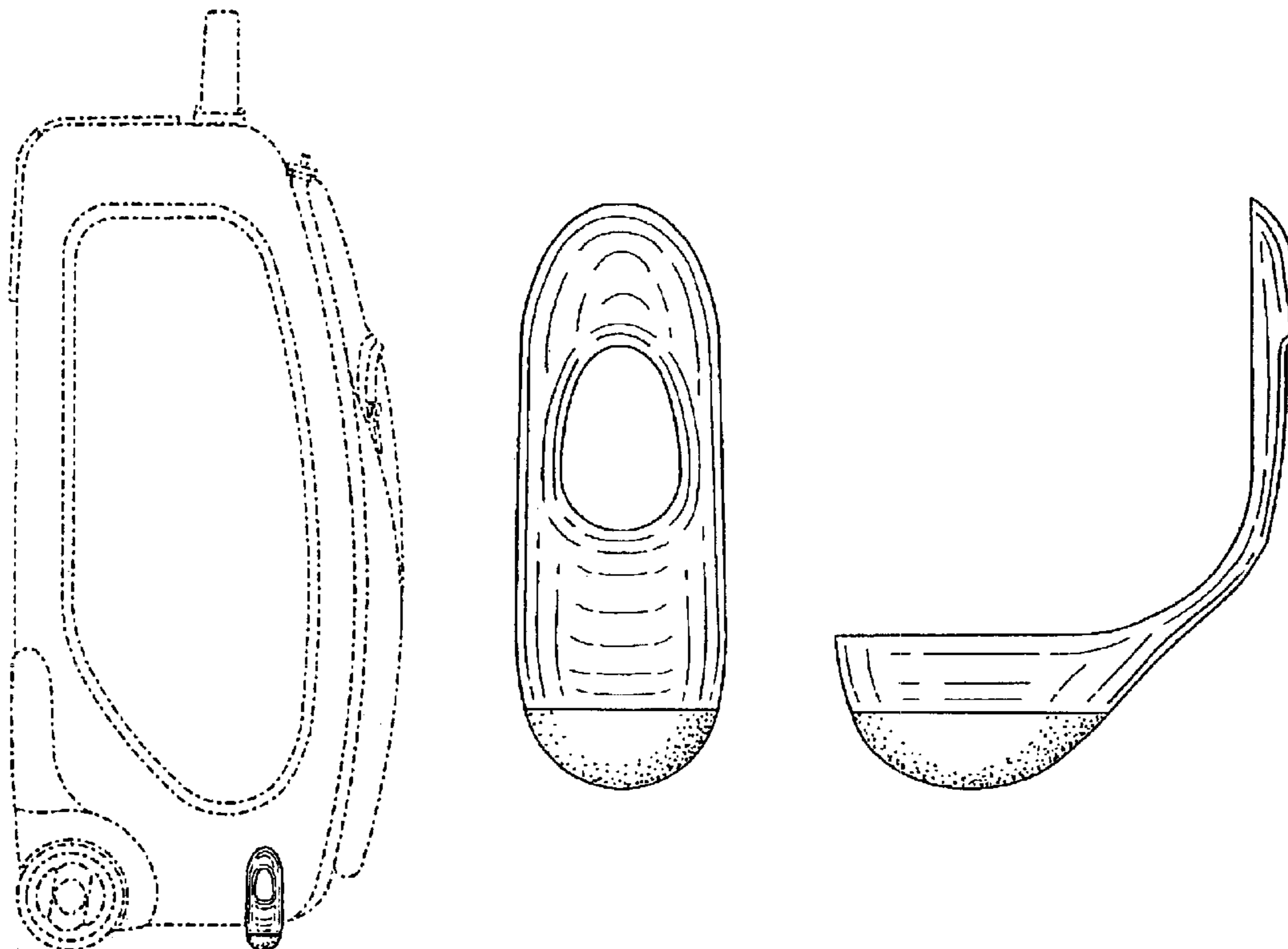
FIG. 5 is a bottom view of the embodiment of FIG. 3;

FIG. 6 is a bottom view of a second embodiment of a foot supports for luggage showing my new design;

FIG. 7 is as front view of the embodiment of FIG. 6; and,

FIG. 8 is a right side view of the embodiment of FIG. 6, the left side view being the mirror image.

1 Claim, 2 Drawing Sheets



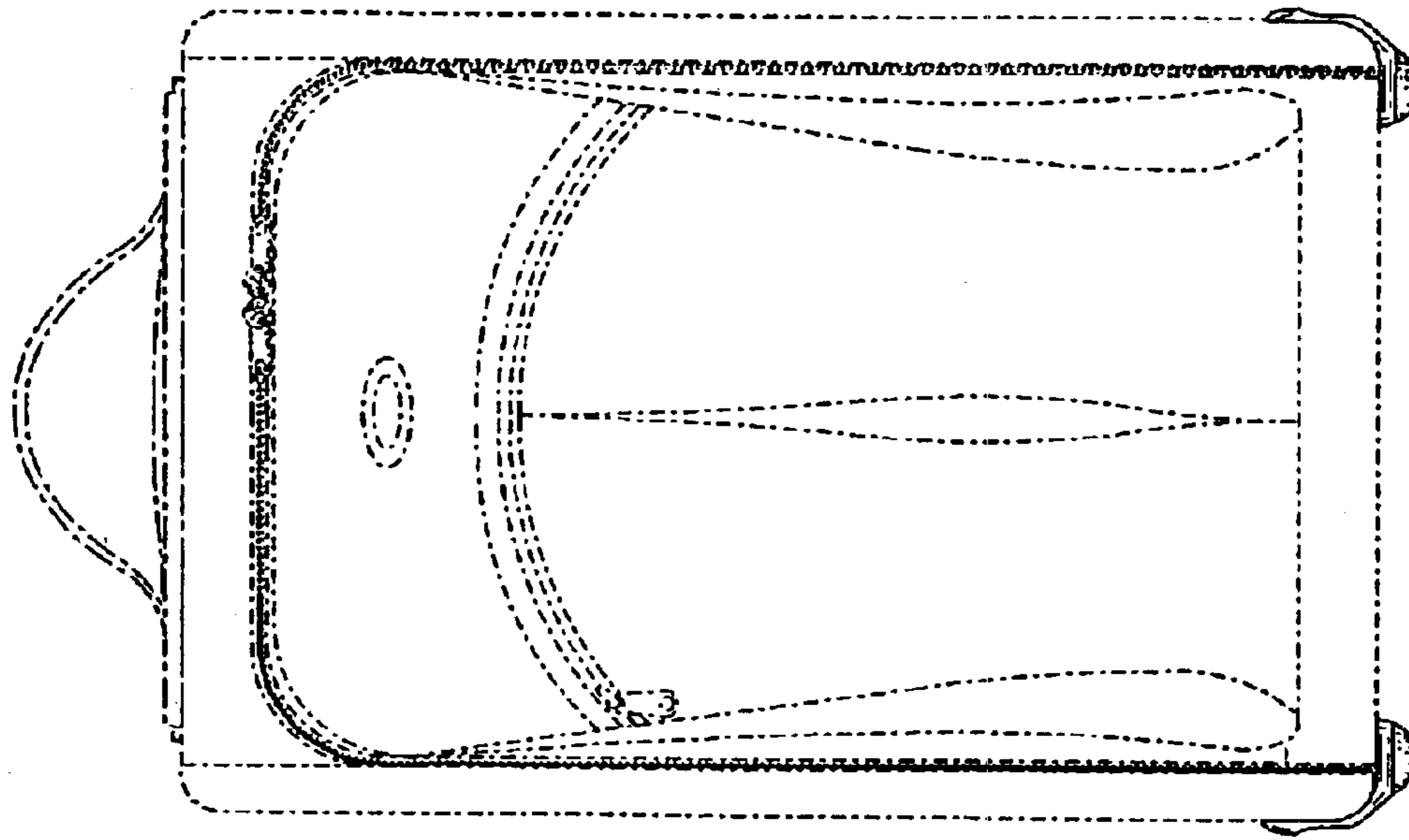


FIG. 2




FIG. 1

FIG. 3

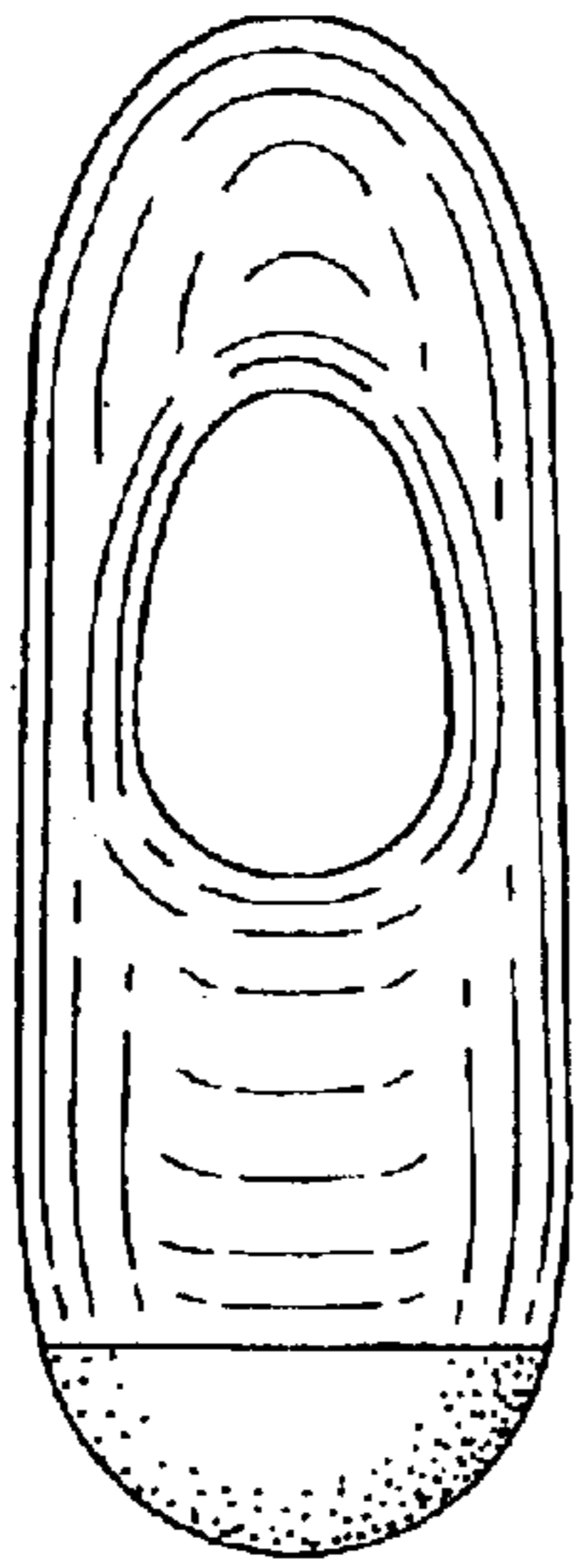


FIG. 4

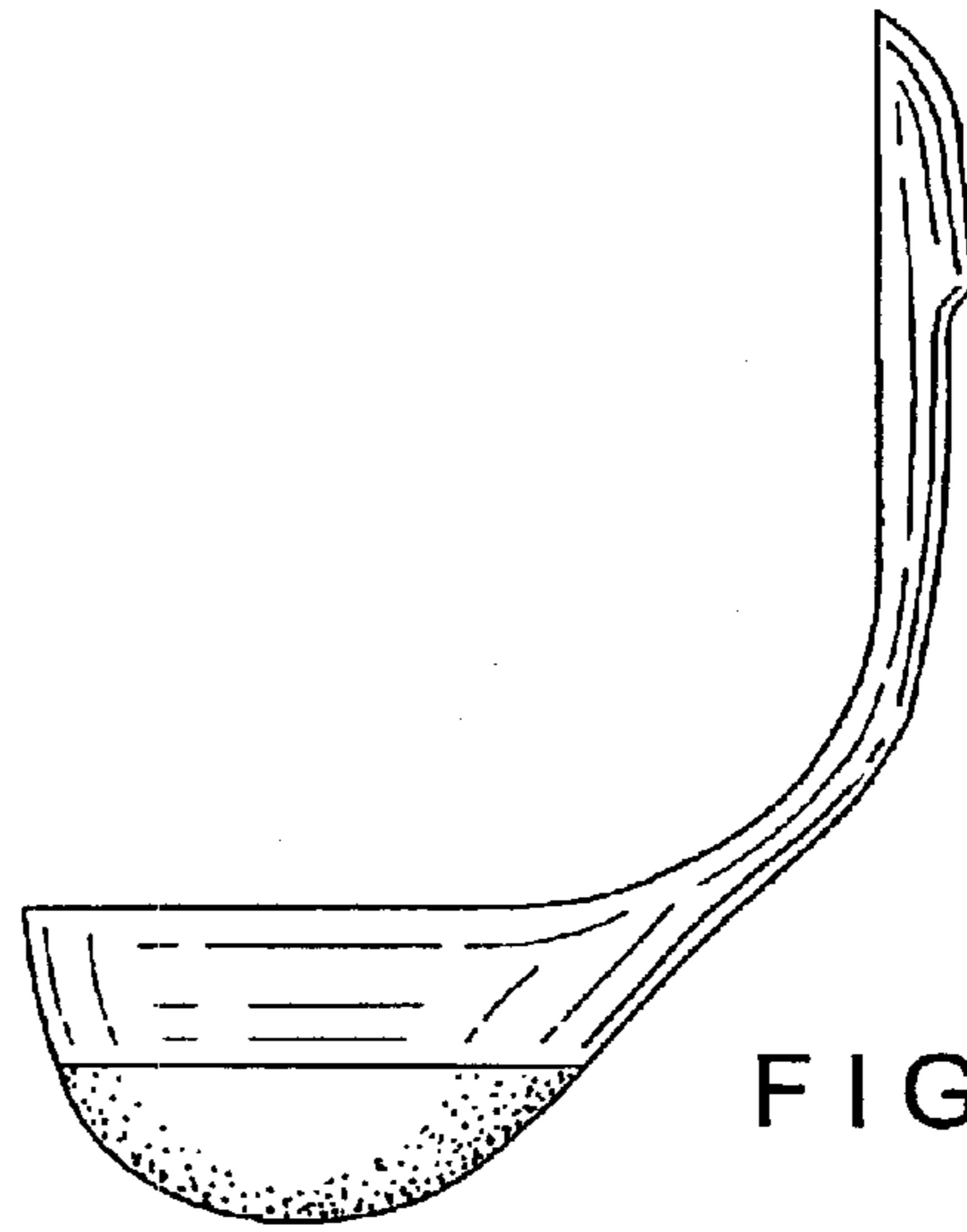


FIG. 5

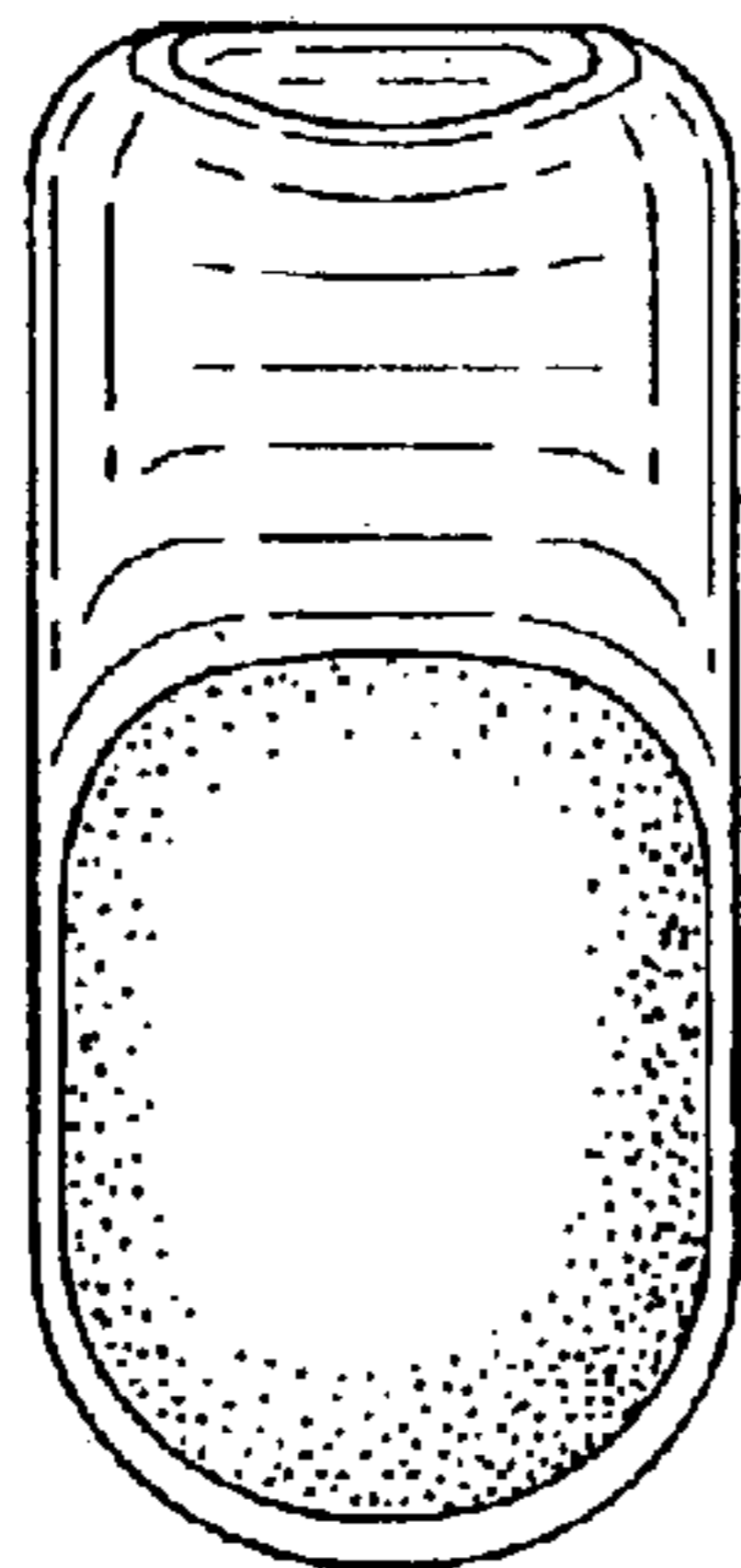


FIG. 6




FIG. 7

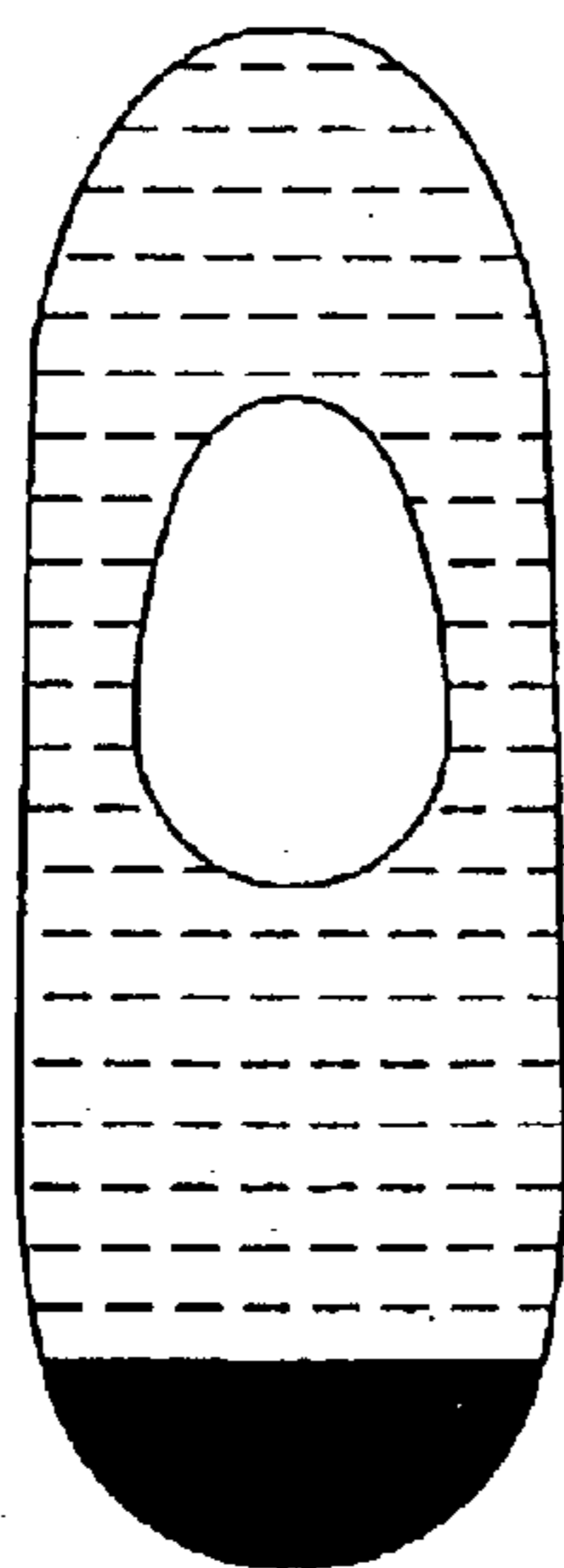


FIG. 8

