

US00D498047S

(12) **United States Design Patent**  
**Giaquinto**

(10) **Patent No.:** **US D498,047 S**

(45) **Date of Patent:** **\*\* Nov. 9, 2004**

(54) **PORTABLE POCKET**

(76) **Inventor:** **Marc Giaquinto**, 22 High Ridge Rd.,  
Ellington, CT (US) 06029

(\*\*) **Term:** **14 Years**

(21) **Appl. No.:** **29/190,127**

(22) **Filed:** **Sep. 16, 2003**

(51) **LOC (7) Cl.** ..... **03-01**

(52) **U.S. Cl.** ..... **D3/226**

(58) **Field of Search** ..... D3/226, 201, 215,  
D3/224-228, 232-233, 245-246, 303; 224/240,  
245, 222, 236; 190/190, 900; 383/15, 30-31,  
84, 907; 150/100, 107

(56) **References Cited**

**U.S. PATENT DOCUMENTS**

4,273,174 A \* 6/1981 Potter ..... 383/8  
D440,041 S \* 4/2001 Fermin ..... D3/226

D450,183 S \* 11/2001 Giaquinto ..... D3/226  
D485,982 S \* 2/2004 Merkel et al. .... D3/226  
2003/0183313 A1 \* 10/2003 Rushlow ..... 224/240

\* cited by examiner

*Primary Examiner*—Catherine R. Oliver

(74) *Attorney, Agent, or Firm*—McCormick, Paulding &  
Huber LLP

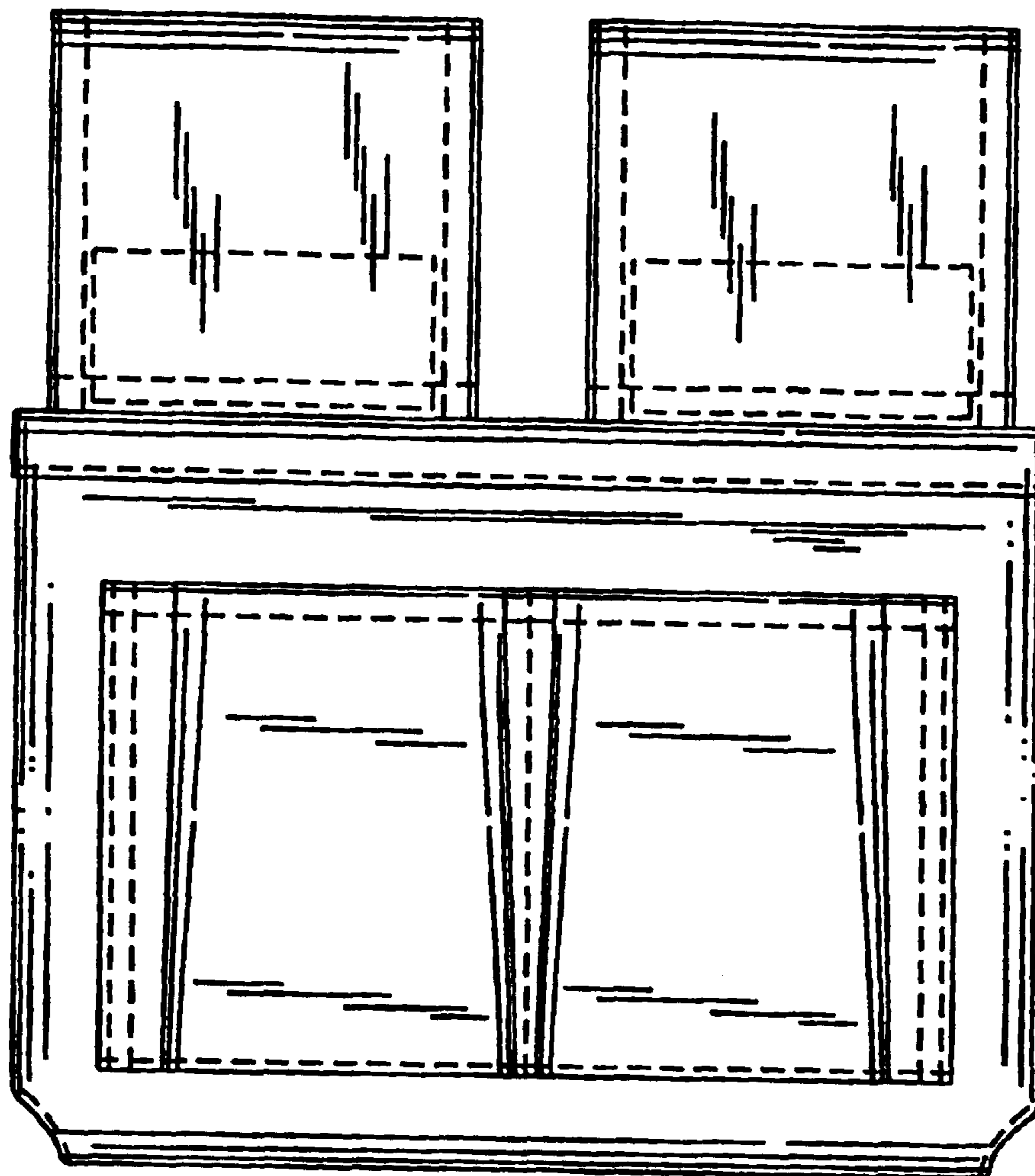
(57) **CLAIM**

The ornamental design for a portable pocket, as shown and  
described.

**DESCRIPTION**

FIG. 1 is a front view of the portable pocket;  
FIG. 2 is a rear view of the portable pocket;  
FIG. 3 is a side view of the portable pocket;  
FIG. 4 is a top view of the portable pocket; and,  
FIG. 5 is a bottom view of the portable pocket.

**1 Claim, 2 Drawing Sheets**



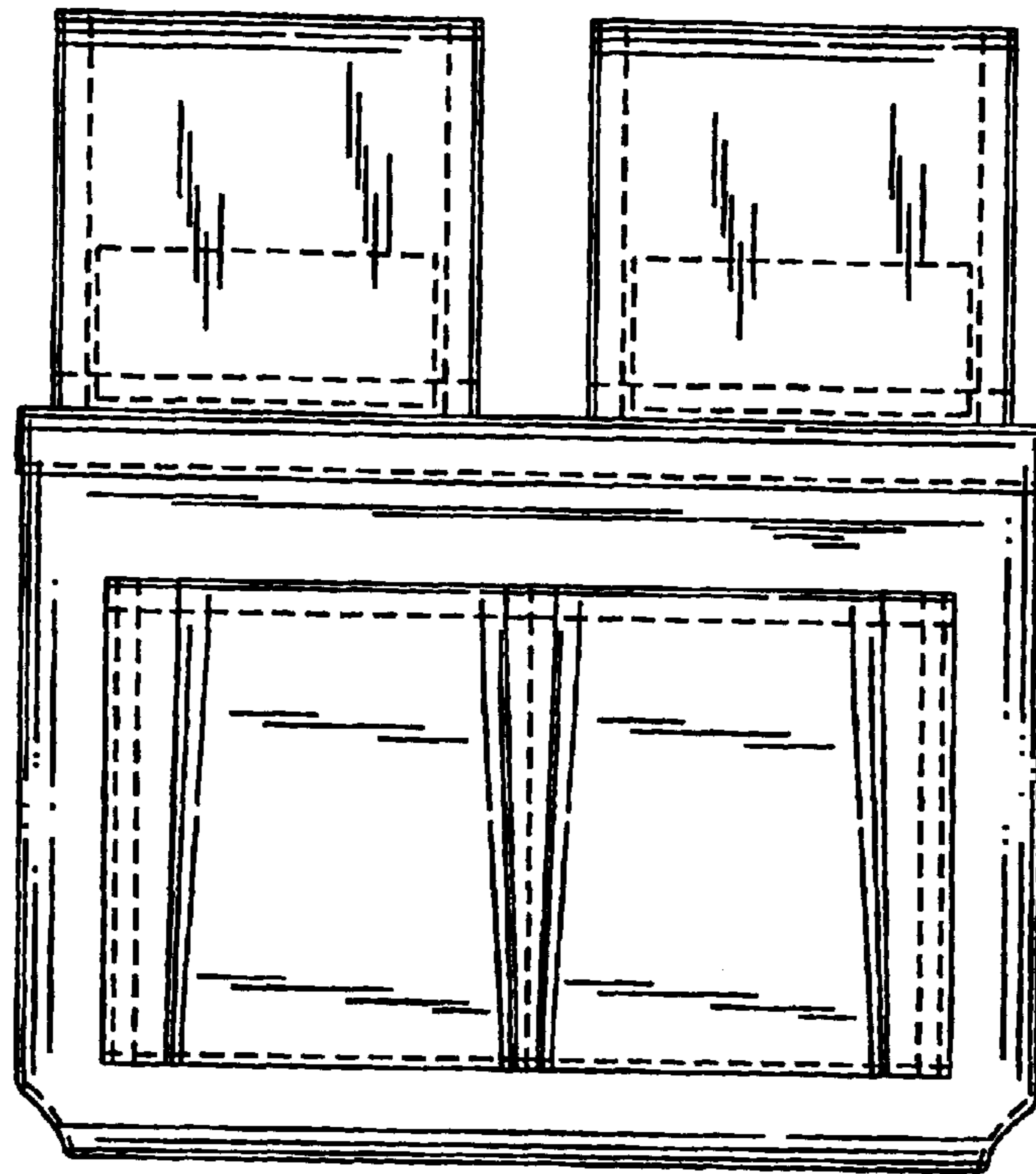


FIG. 1

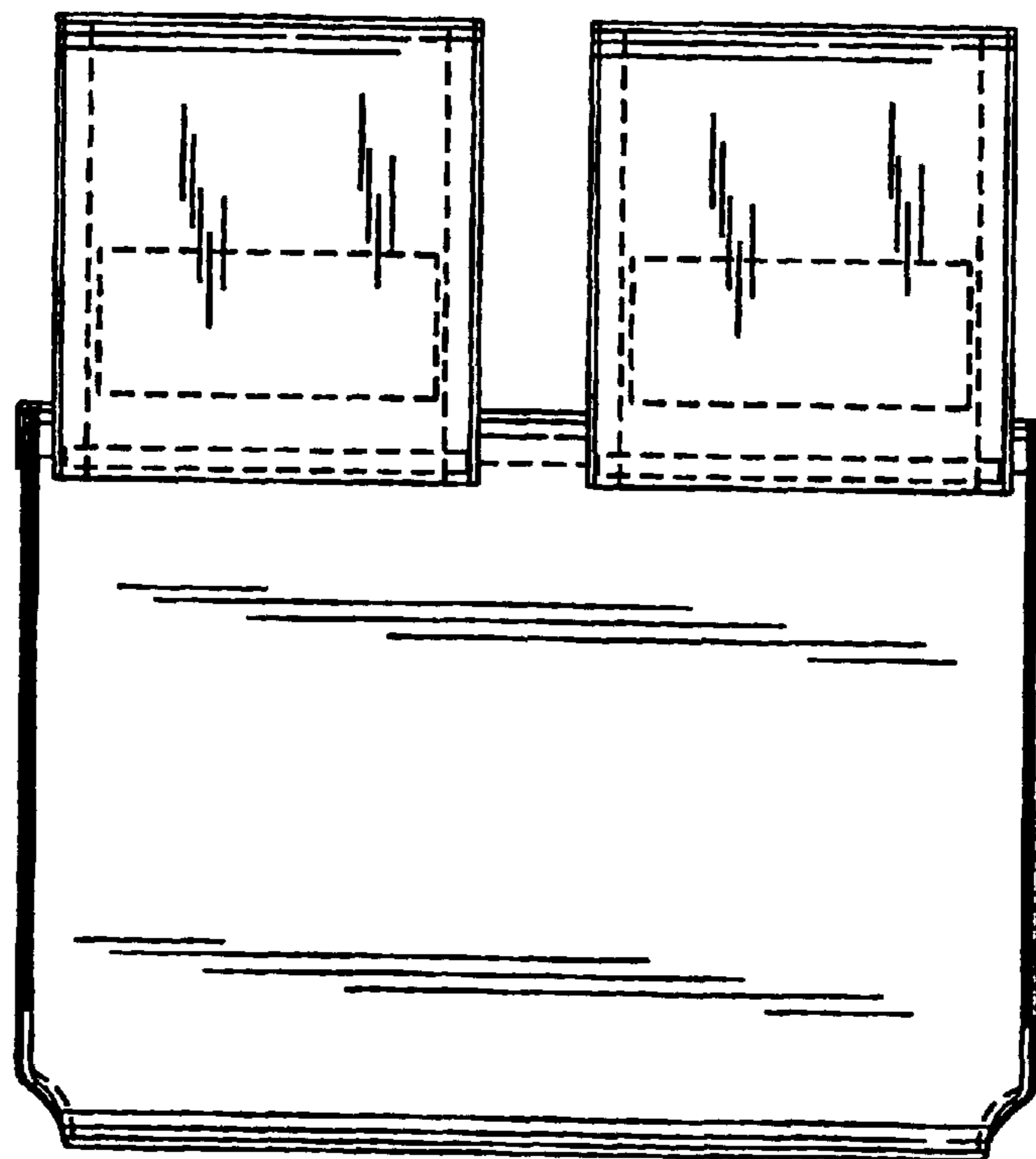


FIG. 2

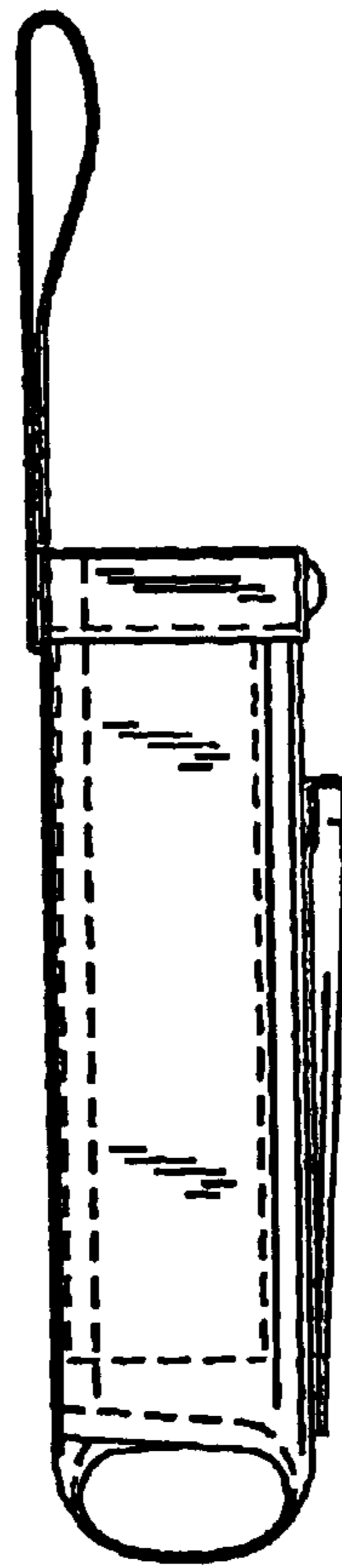


FIG. 3




FIG. 4




FIG. 5