

US00D498045S

(12) **United States Design Patent**  
**Mavis et al.**

(10) **Patent No.:** **US D498,045 S**

(45) **Date of Patent:** **\*\* Nov. 9, 2004**

(54) **SOCK**

(75) Inventors: **Stan Mavis**, Boulder, CO (US); **Lois Downing**, Boulder, CO (US)

(73) Assignee: **ASICS Corporation**, Kobe (JP)

(\*\*) Term: **14 Years**

(21) Appl. No.: **29/176,369**

(22) Filed: **Feb. 22, 2003**

(Under 37 CFR 1.47)

(51) **LOC (7) Cl.** ..... **02-04**

(52) **U.S. Cl.** ..... **D2/985; D2/986**

(58) **Field of Search** ..... D2/980, 983, 985,  
D2/986, 987, 992, 994, 989; 2/239, 240;  
66/128, 135, 178 R, 179, 180, 182, 185,  
194, 207

(56) **References Cited**

**U.S. PATENT DOCUMENTS**

2,144,563 A \* 1/1939 Davis ..... 66/182

5,103,656 A \* 4/1992 Hanson, II ..... 66/185  
D368,608 S \* 4/1996 Stirling et al. .... D6/500  
D489,887 S \* 5/2004 Mavis et al. .... D2/994

\* cited by examiner

*Primary Examiner*—Paula A. Greene

(74) *Attorney, Agent, or Firm*—Michael B. Zall

(57) **CLAIM**

I claim the ornamental design for the sock, as shown and described.

**DESCRIPTION**

FIG. 1 is a side view of an embodiment of a sock showing our new ornamental design;

FIG. 2 is the opposite side view of this embodiment of the sock;

FIG. 3 is a top view of this embodiment of the sock; and,

FIG. 4 is a bottom view of this embodiment of the sock.

The sock for the other foot is the mirror image of the embodiment shown.

**1 Claim, 4 Drawing Sheets**

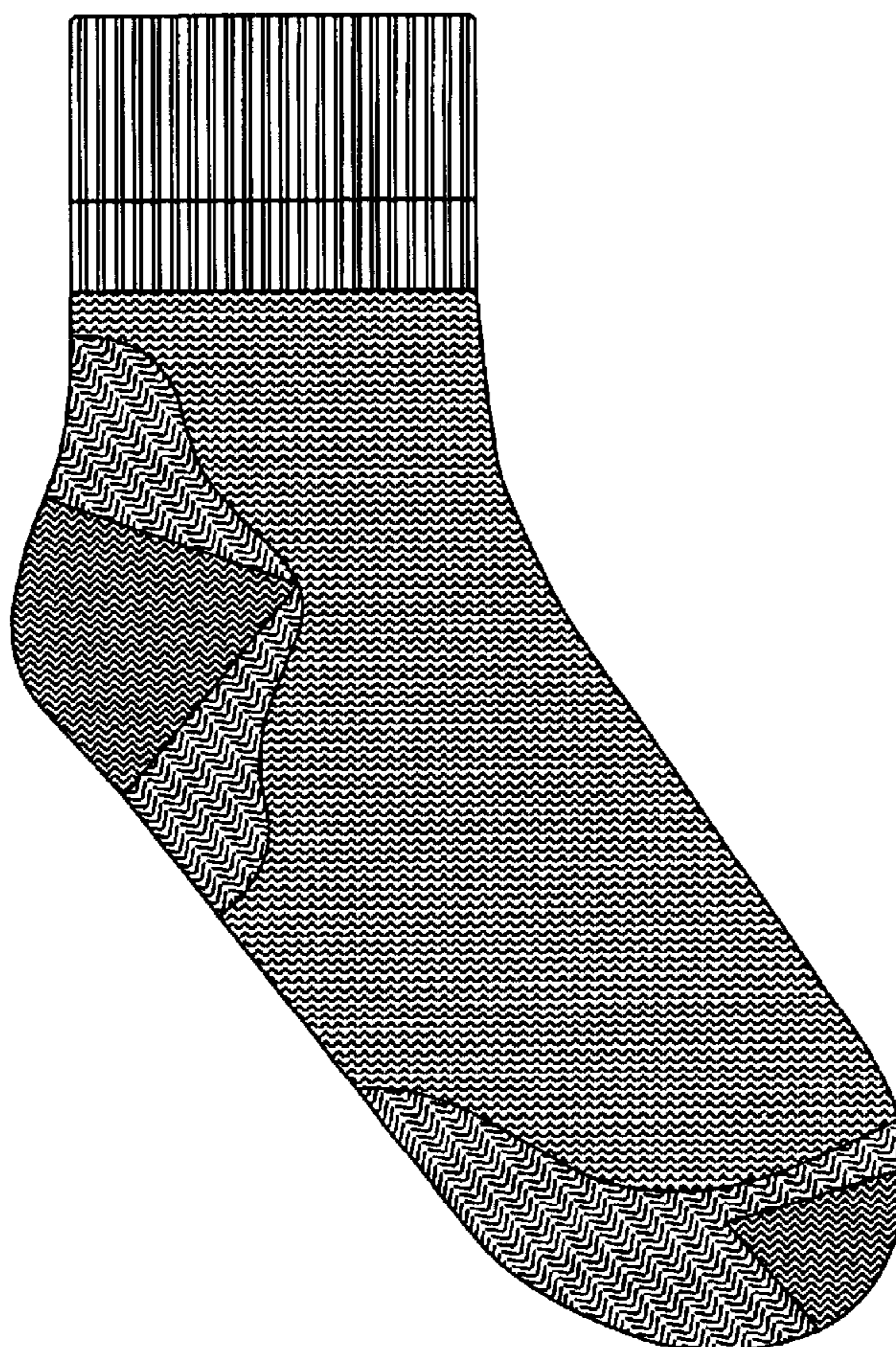


FIG. 1

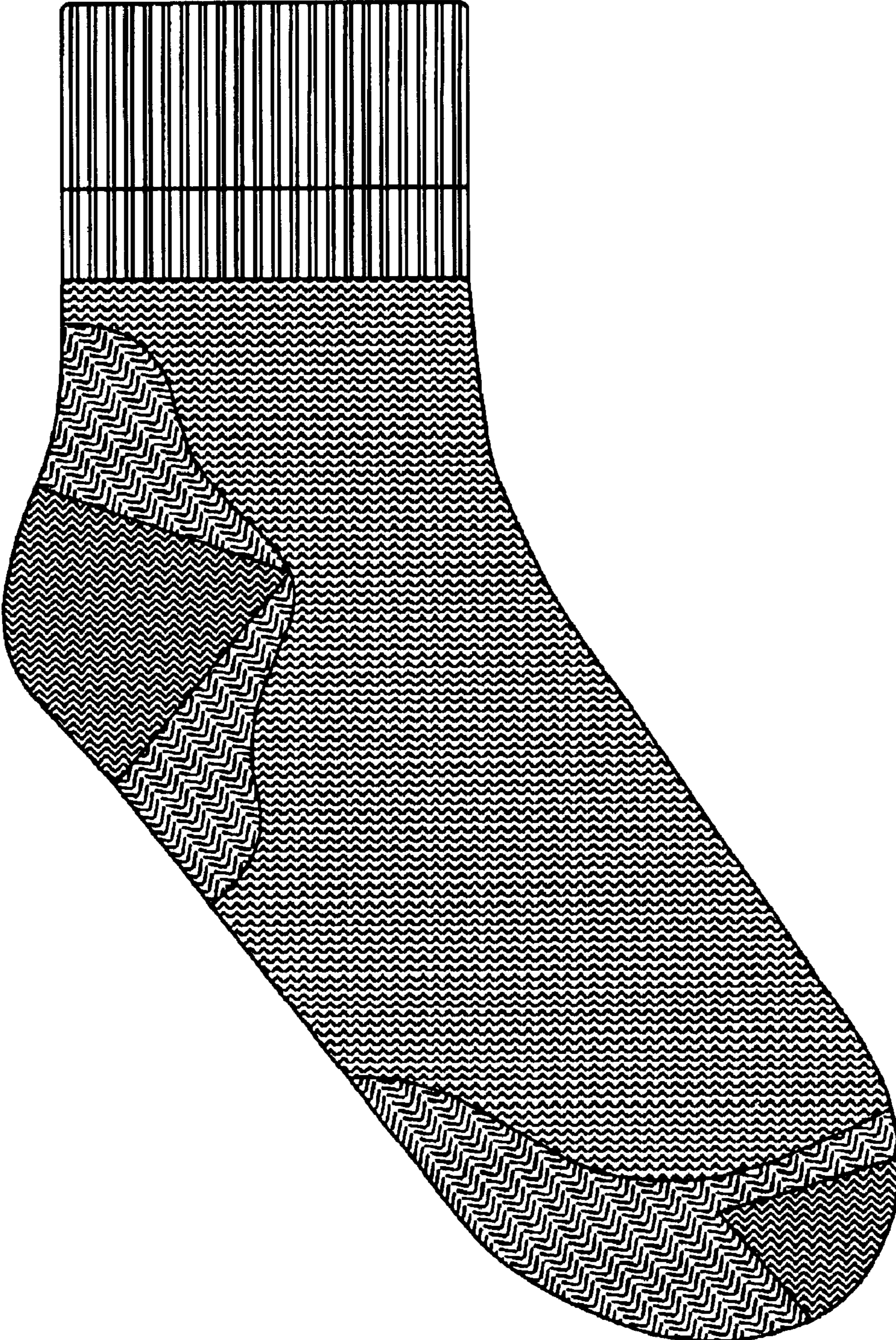


FIG. 2

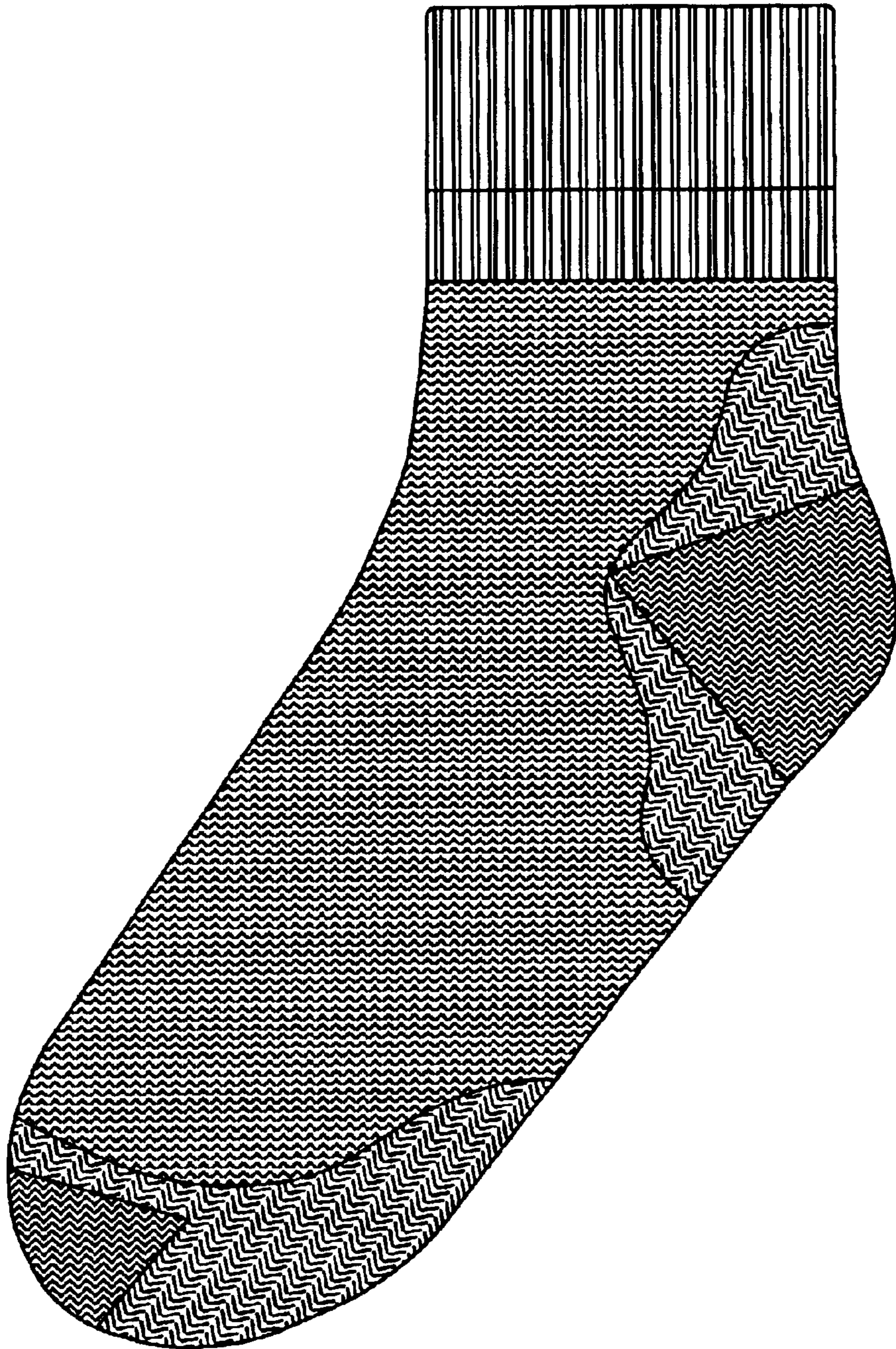


FIG. 3




FIG. 4

