

US00D498026S1

(12) **United States Design Patent** (10) **Patent No.:** **US D498,026 S**  
**Di Lullo et al.** (45) **Date of Patent:** **\*\* Nov. 2, 2004**

(54) **ANIMAL EYEWEAR**

- (75) Inventors: **Veronica Di Lullo**, Los Gatos, CA (US); **Kenneth Di Lullo**, Los Gatos, CA (US)
- (73) Assignee: **Midnight Creations, LLC**, Los Gatos, CA (US)
- (\*\*) Term: **14 Years**
- (21) Appl. No.: **29/182,877**
- (22) Filed: **Jun. 2, 2003**

**Related U.S. Application Data**

- (63) Continuation of application No. 10/351,000, filed on Jan. 23, 2003.
- (51) **LOC (7) Cl.** ..... **30-06**
- (52) **U.S. Cl.** ..... **D30/199**
- (58) **Field of Search** ..... D30/199; D16/303, D16/311; 351/41, 44, 51

**References Cited**

**U.S. PATENT DOCUMENTS**

2,407,029	A	9/1946	Miller	
3,924,388	A	12/1975	Morrison	
4,178,742	A	12/1979	Longfellow	
4,765,145	A	7/1988	Pelling	
5,093,940	A	3/1992	Nishiyama	
5,406,340	A	4/1995	Hoff	
5,732,415	A	3/1998	Boyd	
5,894,606	A	4/1999	Chiang	
6,253,388	B1	7/2001	Lando	
6,311,645	B1	11/2001	Brown	
6,350,030	B2	2/2002	Fujima	
D457,546	S	* 5/2002	Chiang	D16/303
6,449,777	B1	9/2002	Montague	
D466,543	S	* 12/2002	Beames	D16/311

**OTHER PUBLICATIONS**

MidKnight Creations' product, entitled "Ski Dogs" Doggles, which was posted on website "doggles.com" in 1996, 1 page.  
 MidKnight Creations' product, entitled "Red Barons" Doggles, which was posted on website "doggles.com" in 1996, 1 page.  
 MidKnight Creations' product, entitled "Froggers" Doggles, which was posted on website "doggles.com" in 1996, 1 page.  
 EyeGlassPlace.com, "Doggles Doggles Originalz," <http://www.eyeglassplace.com/detail.asp?PID=19790>, 3 pages.

\* cited by examiner

*Primary Examiner*—Lisa Lichtenstein

(74) *Attorney, Agent, or Firm*—Christopher Palermo; Hickman Palermo Truong & Becker LLP


(57) **CLAIM**

An ornamental design for animal eyewear, as shown and described.

**DESCRIPTION**

FIG. 1 is a front perspective view of a design for animal eyewear of the invention;  
 FIG. 2 is a top view thereof;  
 FIG. 3 is a bottom view thereof;  
 FIG. 4 is a right side view thereof;  
 FIG. 5 is a left side view thereof;  
 FIG. 6 is a back perspective view thereof;  
 FIG. 7 is a front perspective view thereof; and,  
 FIG. 8 is a front perspective view of the animal eyewear shown in the second embodiment of our design.  
 The broken line showing of environmental structure is for illustrative purposes only and forms no part of the claimed design.

**1 Claim, 8 Drawing Sheets**



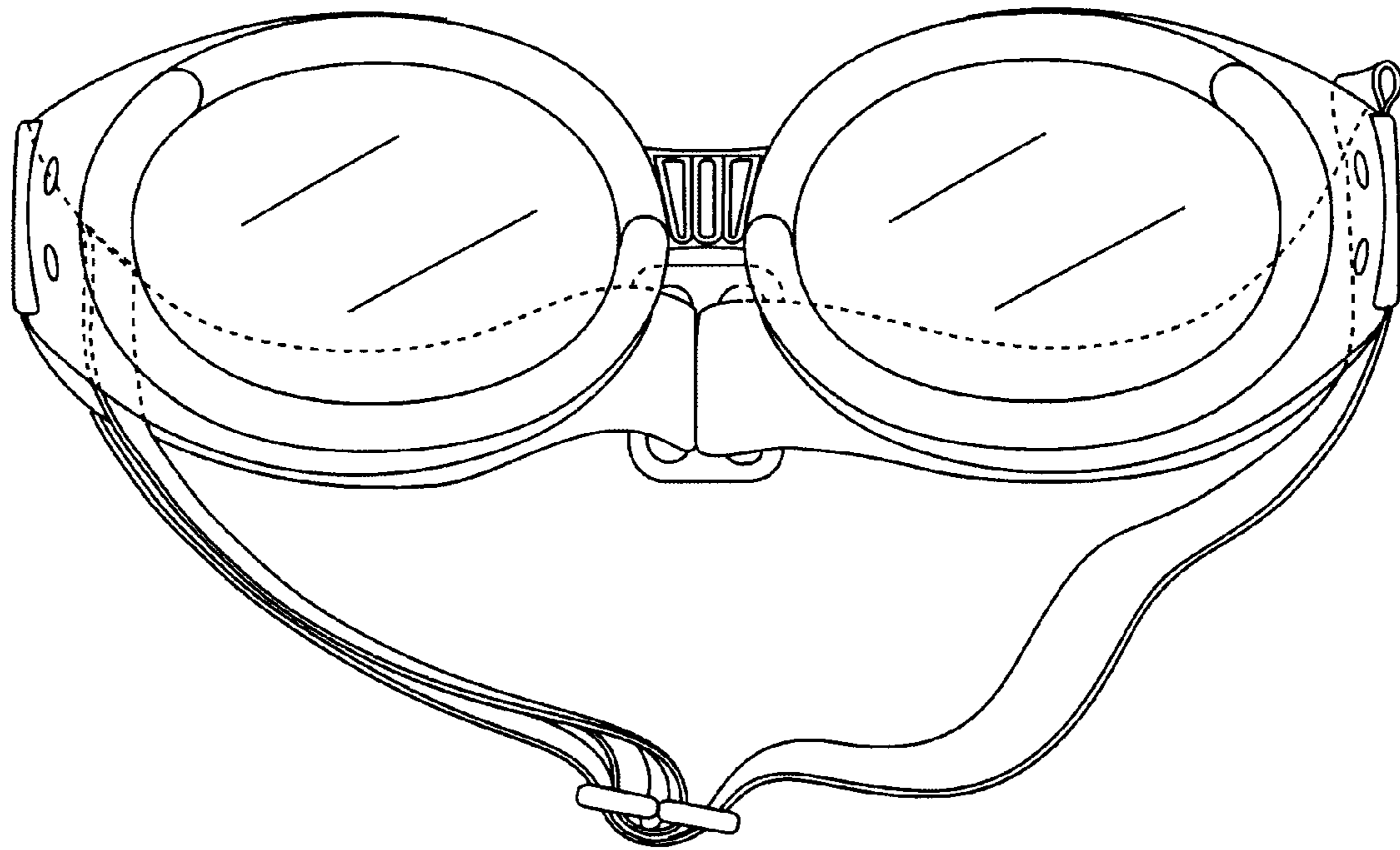


FIG. 1

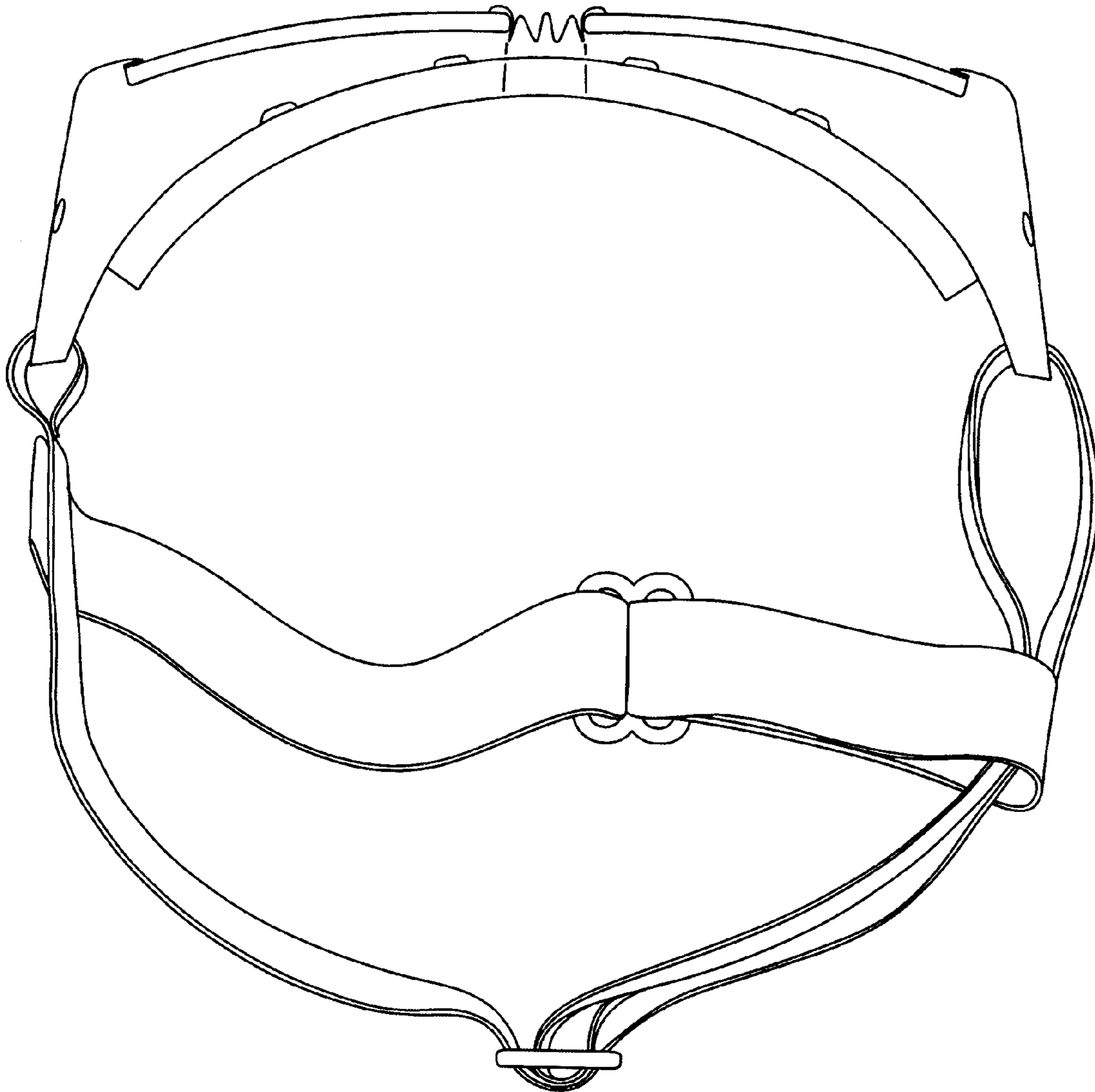


FIG. 2

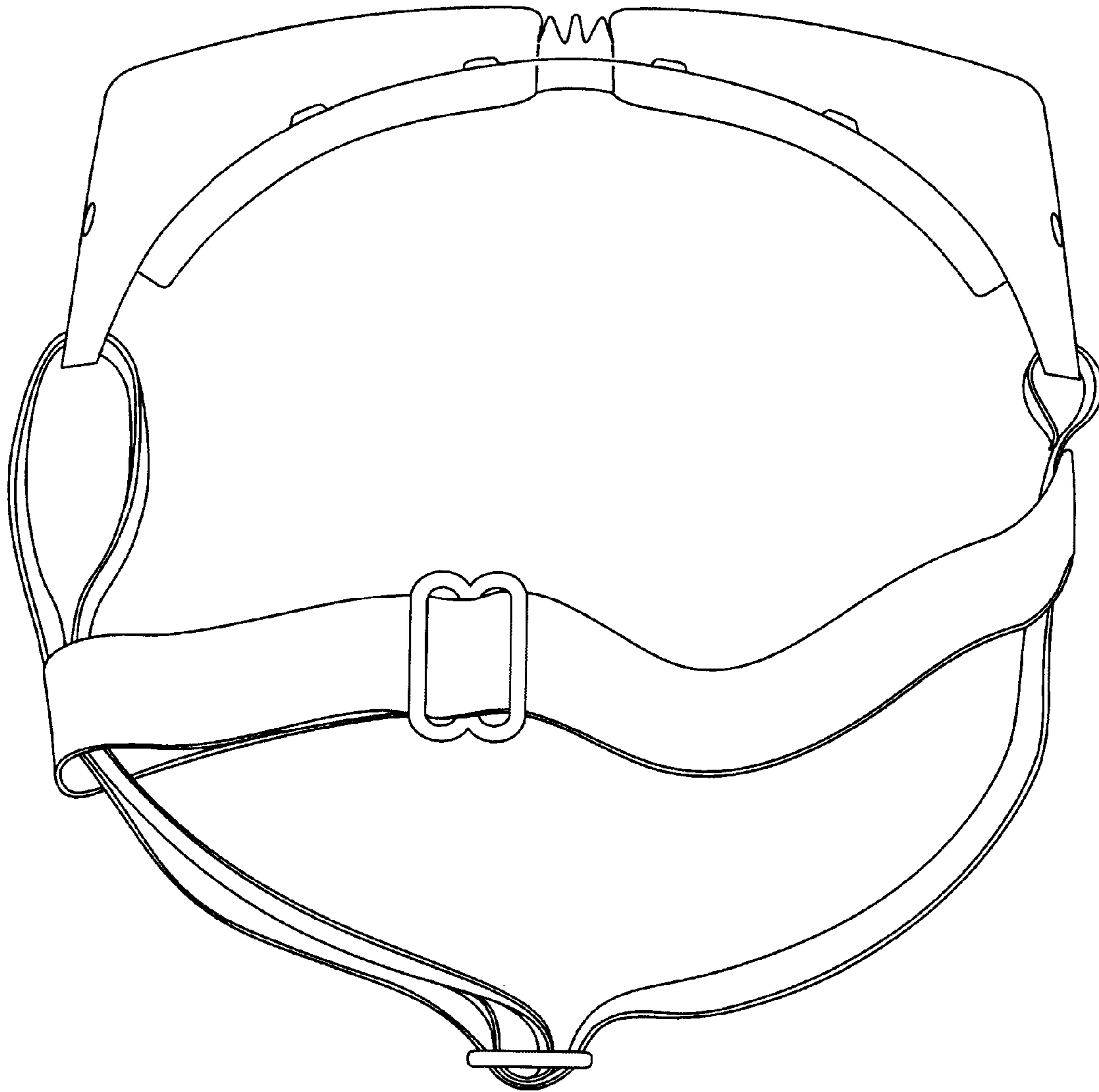


FIG. 3

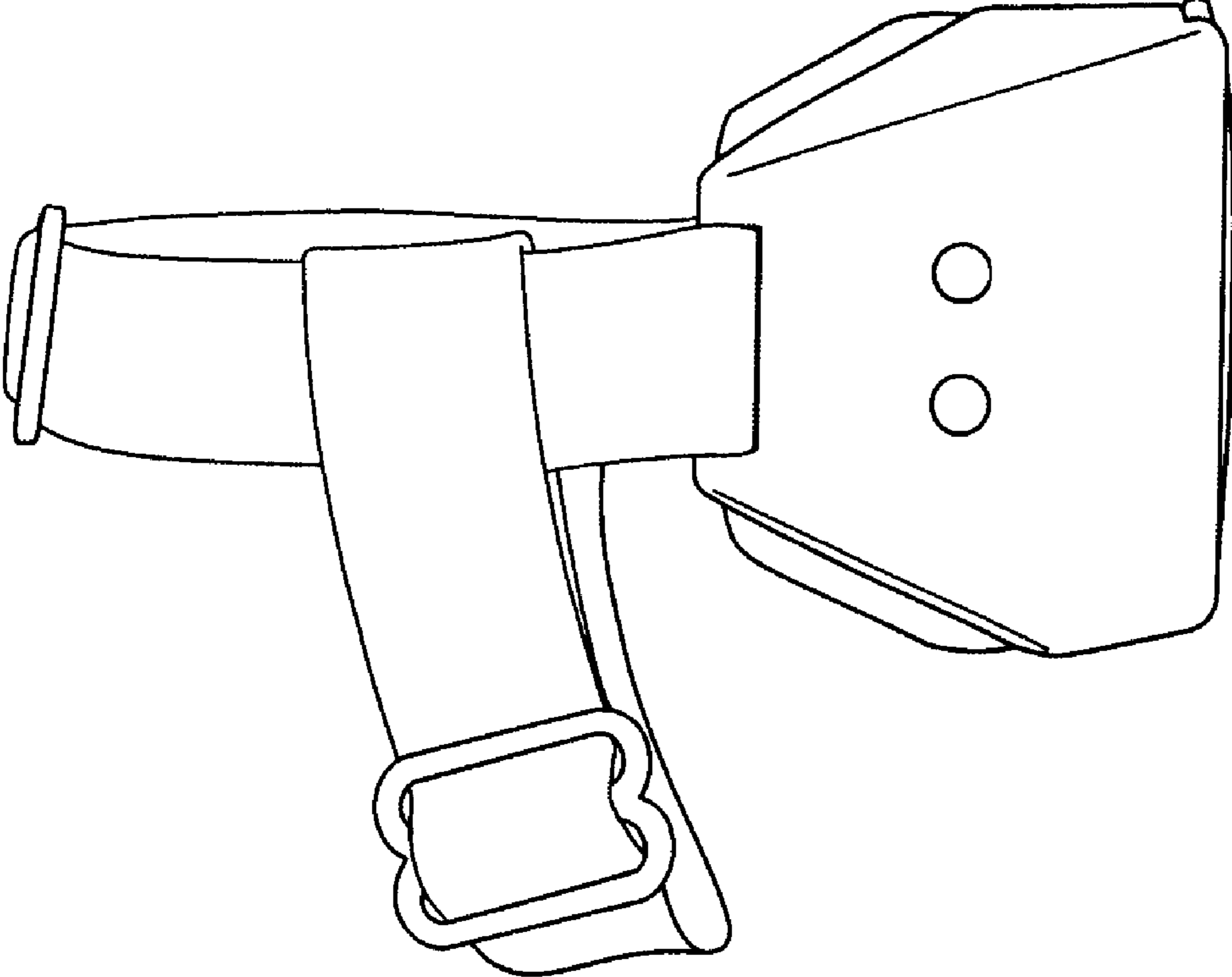


FIG. 4

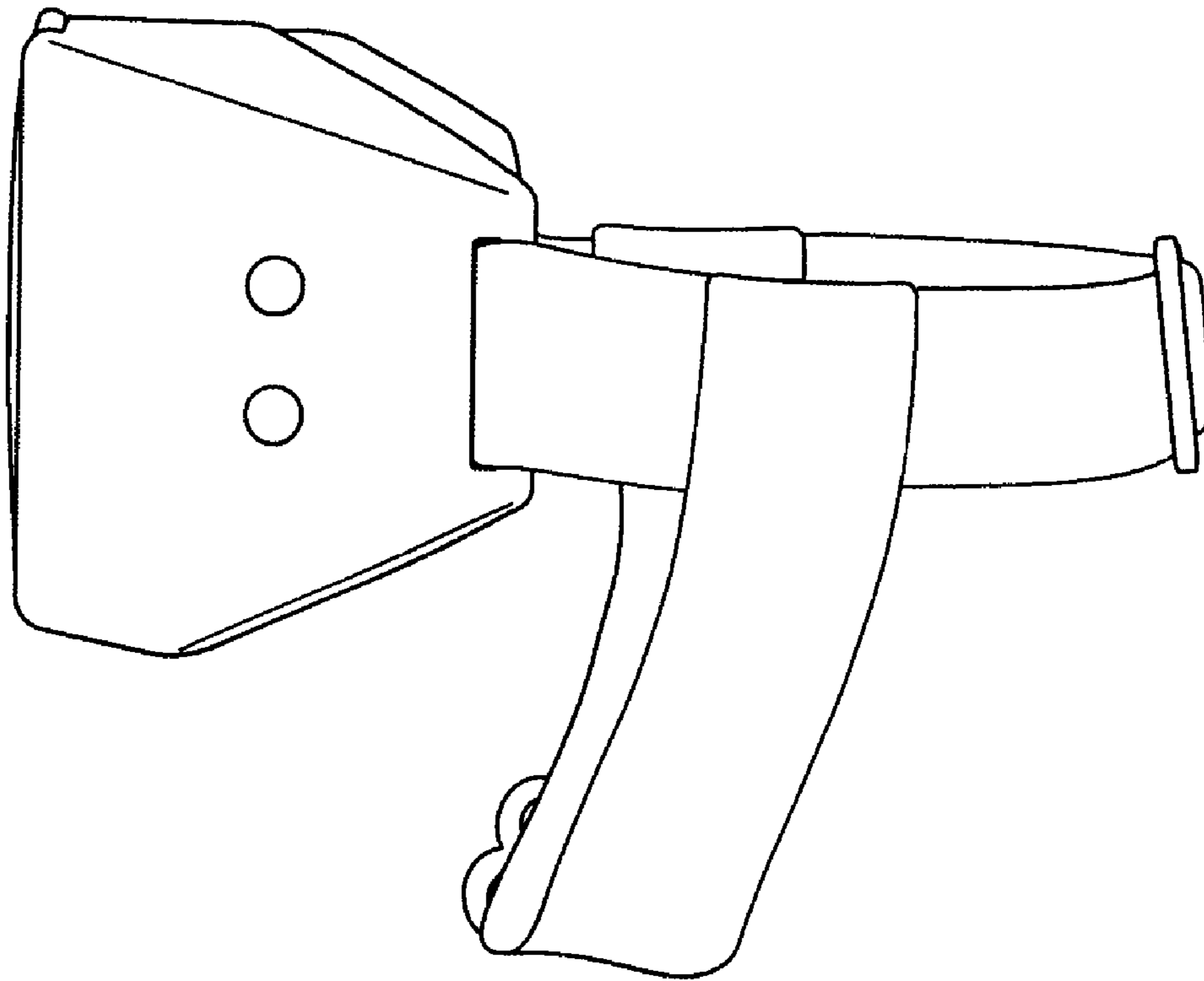


FIG. 5

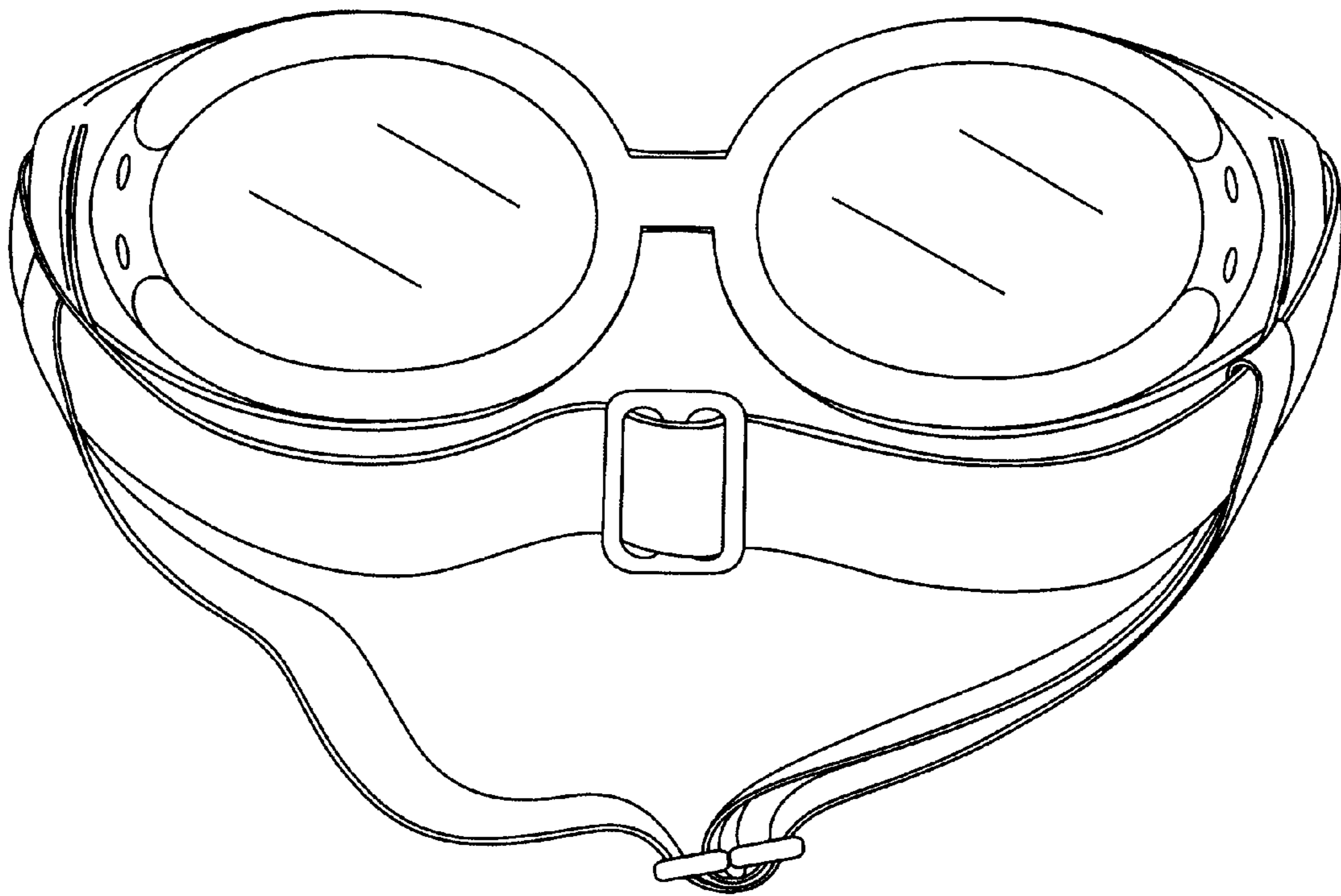


FIG. 6



FIG. 7





FIG. 8