

US00D498018S1

(12) **United States Design Patent**
Sieczkowski

(10) **Patent No.:** **US D498,018 S**

(45) **Date of Patent:** **** Nov. 2, 2004**

- (54) **DIFFUSER FOR LIGHTING FIXTURE**
- (75) Inventor: **Philip Sieczkowski**, Lawrenceville, GA (US)
- (73) Assignee: **Acuity Brands, Inc.**, Atlanta, GA (US)
- (**) Term: **14 Years**
- (21) Appl. No.: **29/182,928**
- (22) Filed: **Jun. 4, 2003**

- D404,160 S * 1/1999 Herst et al. D26/76
- D405,906 S * 2/1999 Herst et al. D26/76
- D405,908 S * 2/1999 Herst et al. D26/76
- D414,580 S * 9/1999 Herst D26/76
- D426,338 S * 6/2000 Herst et al. D26/75
- 6,247,828 B1 * 6/2001 Herst 362/217

* cited by examiner

Primary Examiner—Jennifer Rivard

(74) *Attorney, Agent, or Firm*—Kenneth E. Darnell

(57) **CLAIM**

The ornamental design for a diffuser for a lighting fixture, as shown and described.

Related U.S. Application Data

- (62) Division of application No. 29/161,920, filed on Jun. 6, 2002, now Pat. No. Des. 480,830.
- (51) **LOC (7) Cl.** **26-99**
- (52) **U.S. Cl.** **D26/118; D26/76**
- (58) **Field of Search** D26/118–137,
D26/75, 76, 79; 362/217, 218, 219, 220,
221, 222, 223, 224, 225

DESCRIPTION

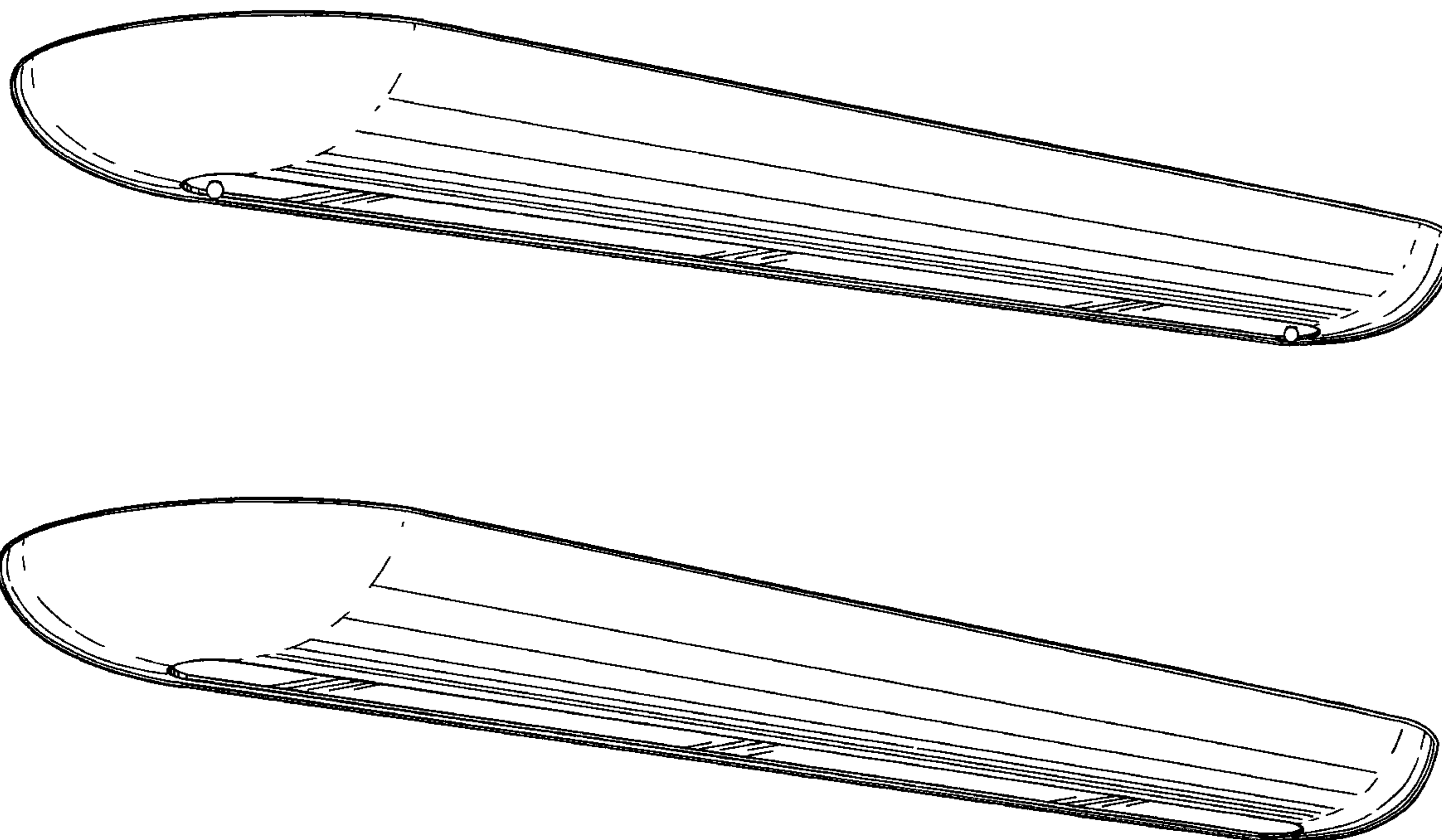
FIG. 1 is a perspective view of a first embodiment of the diffuser for lighting fixture showing the new design; FIG. 2 is a front elevational view thereof; FIG. 3 is a side elevational view thereof; FIG. 4 is a top plan view thereof; FIG. 5 is a bottom view thereof; and, FIG. 6 is a perspective view of a second embodiment of the diffuser for lighting fixture of the new design.

(56) **References Cited**

U.S. PATENT DOCUMENTS

- D362,315 S * 9/1995 Herst et al. D26/76

1 Claim, 3 Drawing Sheets



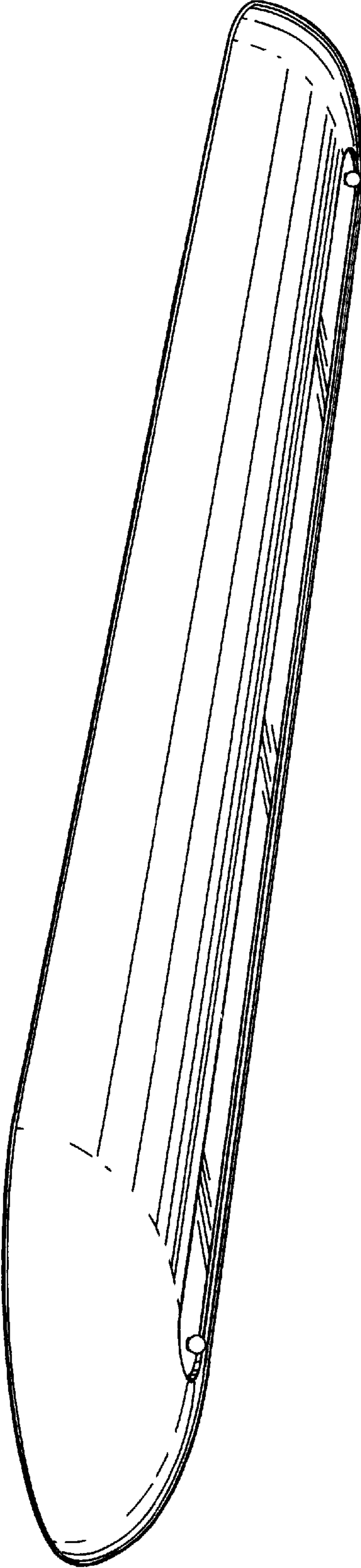


Fig. 1

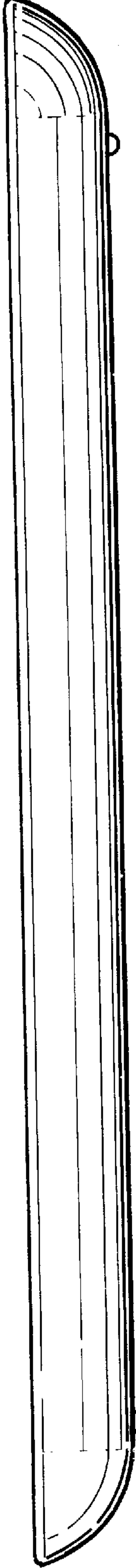


Fig. 2

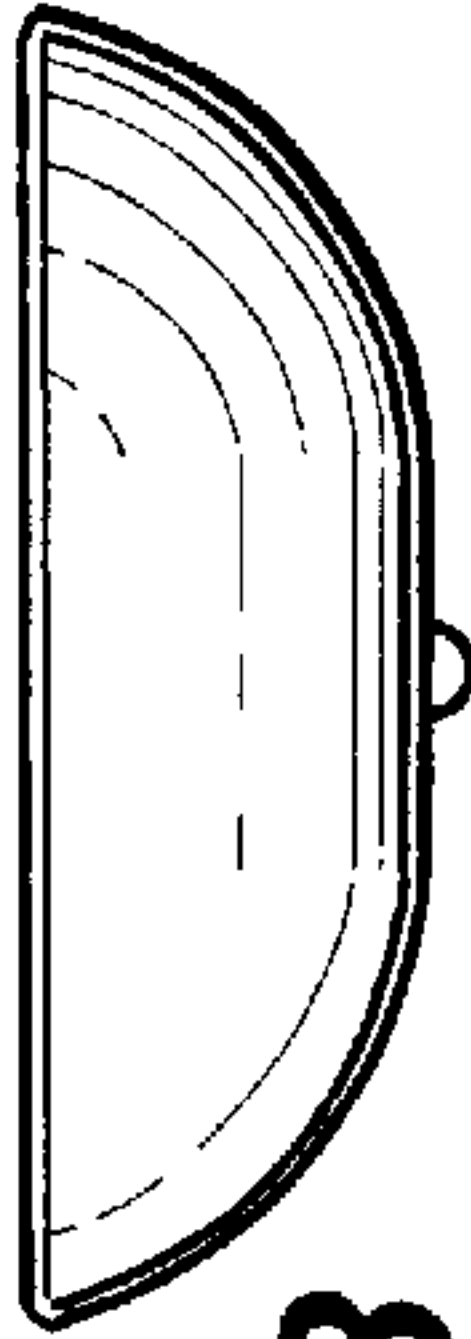


Fig. 3

Fig. 4


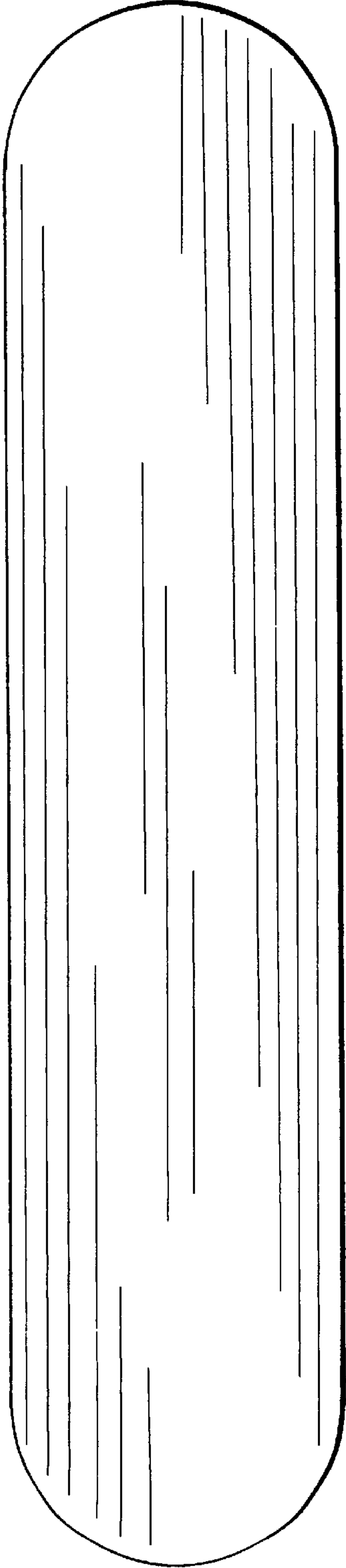


Fig. 5



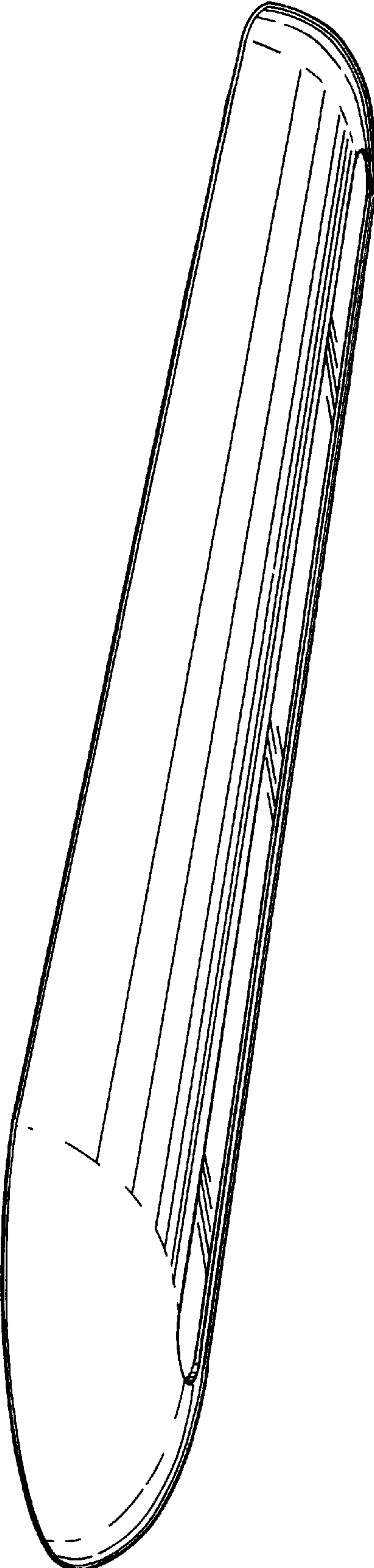


Fig. 6