

US00D498005S1

(12) **United States Design Patent** (10) **Patent No.:** **US D498,005 S**
Winig et al. (45) **Date of Patent:** **** Nov. 2, 2004**

(54) **PEGBOARD**

(75) Inventors: **Alan Winig**, Wynnewood, PA (US);
Richard Winig, Villanova, PA (US);
James Eldon, Barto, PA (US); **Lea Bogdan**, Philadelphia, PA (US)

(73) Assignee: **Eye Designs LLC**, Collegetown, PA (US)

(**) Term: **14 Years**

(21) Appl. No.: **29/190,457**

(22) Filed: **Sep. 17, 2003**

(51) **LOC (7) Cl.** **25-01**

(52) **U.S. Cl.** **D25/152**

(58) **Field of Search** D25/58, 138, 153,
D25/156, 152, 155; 211/87.01, 90.04; 248/220.31;
D6/566, 571, 572

(56) **References Cited**

U.S. PATENT DOCUMENTS

D103,817 S	*	3/1937	Fitzgerald	D25/155
3,195,846 A		7/1965	Dahlhauser		
3,306,564 A		2/1967	Nickel		
3,322,287 A		5/1967	Ragir		
3,452,959 A		7/1969	Ishikawa		
3,844,231 A		10/1974	Peacock		
3,853,293 A		12/1974	Larson		
4,325,484 A		4/1982	Berry		
4,441,619 A		4/1984	Gibitz		
4,516,681 A		5/1985	Jahel		
4,619,428 A		10/1986	Bailey		
4,632,256 A		12/1986	Gambello		
4,762,299 A		8/1988	Langelier		

4,932,538 A		6/1990	Gambello		
D328,065 S	*	7/1992	Nezu	D25/155
5,231,779 A		8/1993	Valiulis et al.		
D371,447 S	*	7/1996	Williams	D25/152
5,673,803 A		10/1997	Burback		
5,855,274 A		1/1999	Piao		
5,927,517 A		7/1999	Lipman et al.		
6,070,747 A		6/2000	Shea		
6,349,909 B1		2/2002	Zarrow et al.		
D455,221 S		4/2002	Smith		
6,405,984 B1		6/2002	Simons et al.		
6,481,584 B1		11/2002	Cantley		
6,581,788 B1		6/2003	Winig et al.		
6,612,527 B1		9/2003	Nagel		

* cited by examiner

Primary Examiner—Doris Clark

(74) *Attorney, Agent, or Firm*—Duane Morris LLP

(57) **CLAIM**

The ornamental design for a pegboard, as shown and described.

DESCRIPTION

FIG. 1 is a perspective view of the pegboard according to the invention;

FIG. 2 is a front view of the pegboard;

FIG. 3 is a top view of the pegboard;

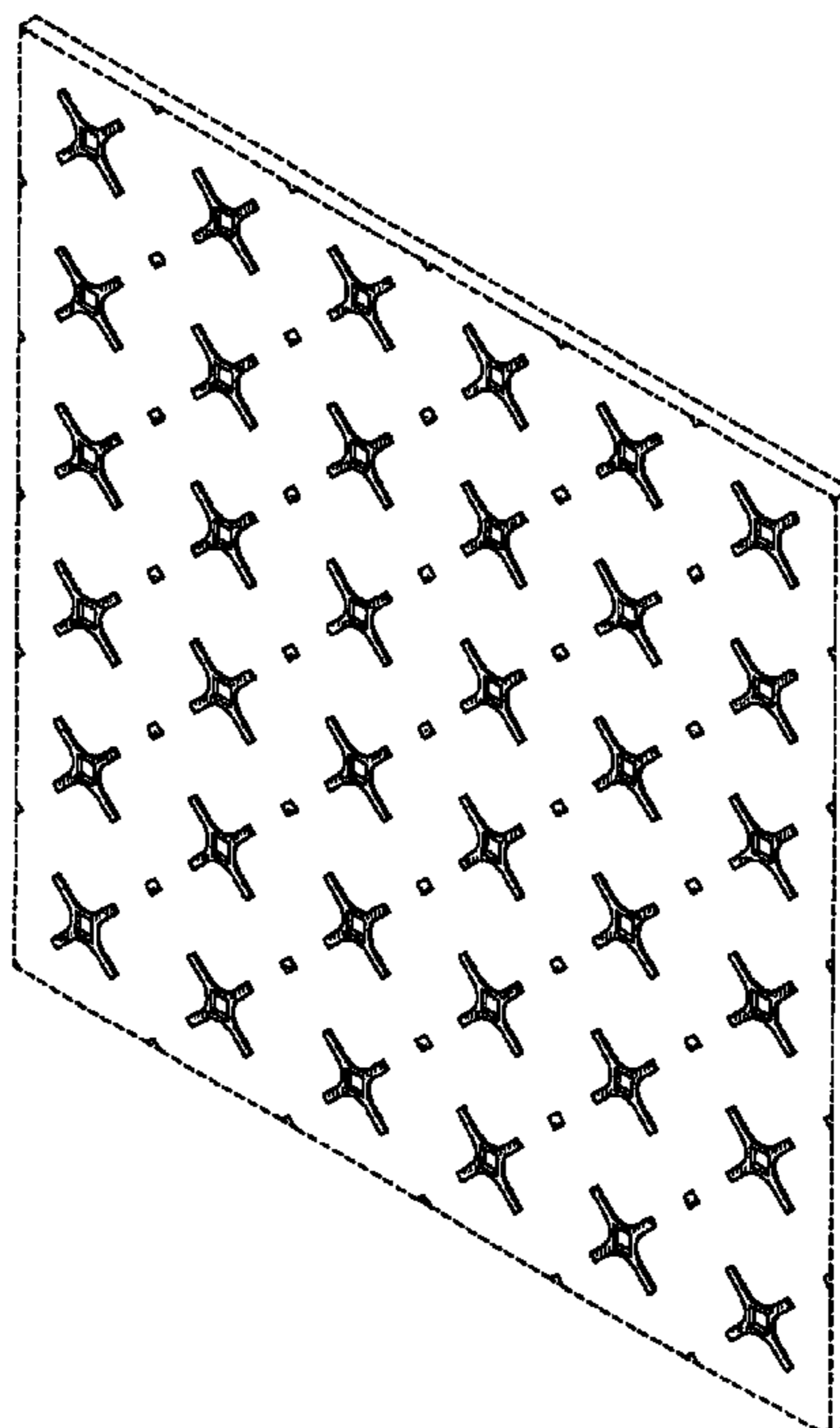
FIG. 4 is a side view of the pegboard;

FIG. 5 is a broken-away, enlarged view of the pegboard shown in FIG. 2; and,

FIG. 6 is a cross-sectional view, as taken along lines 6—6 in FIG. 5, of an ornamental feature of the pegboard.

The broken line showing of structure is for illustrative purposes only and forms no part of the claimed design.

1 Claim, 4 Drawing Sheets



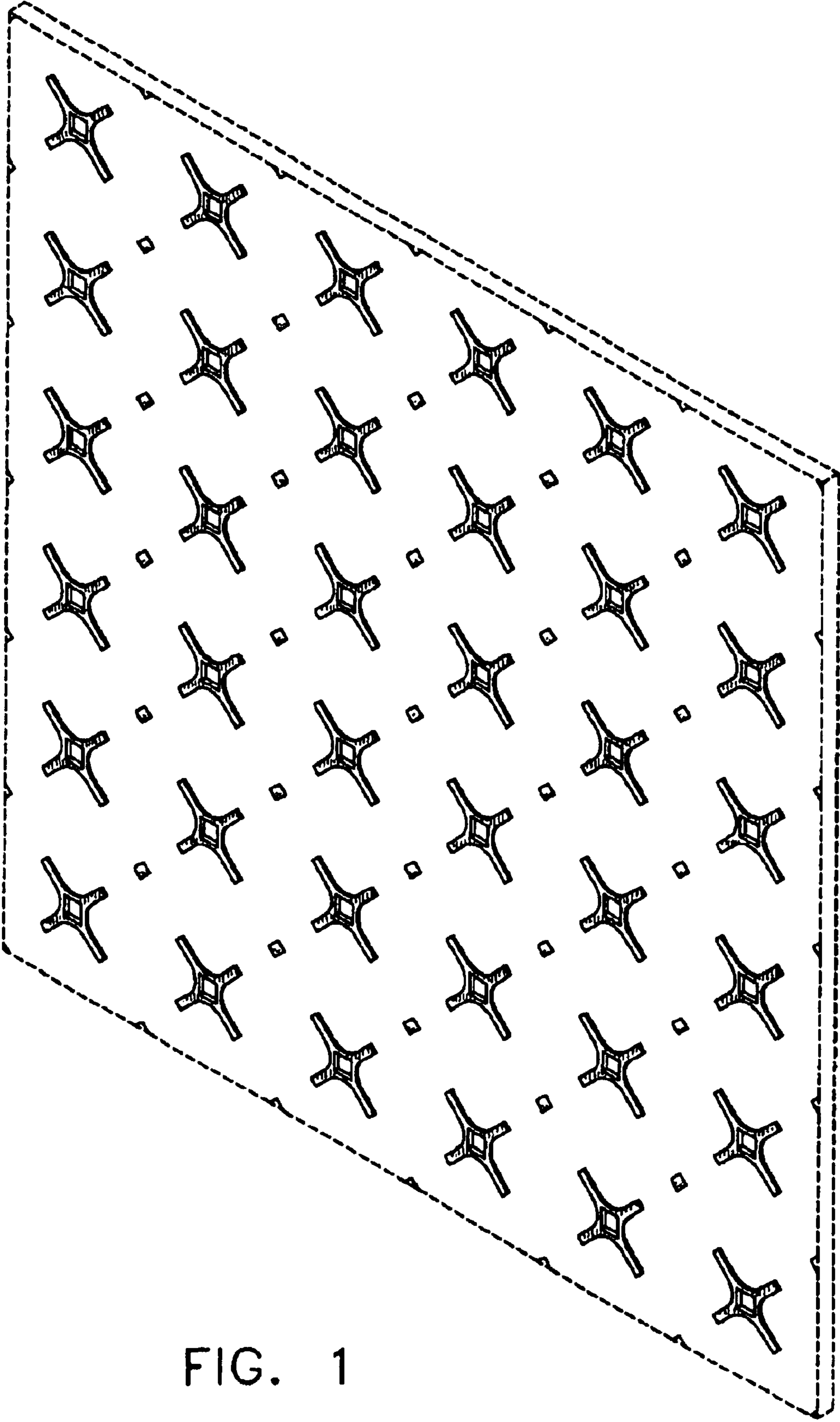


FIG. 1

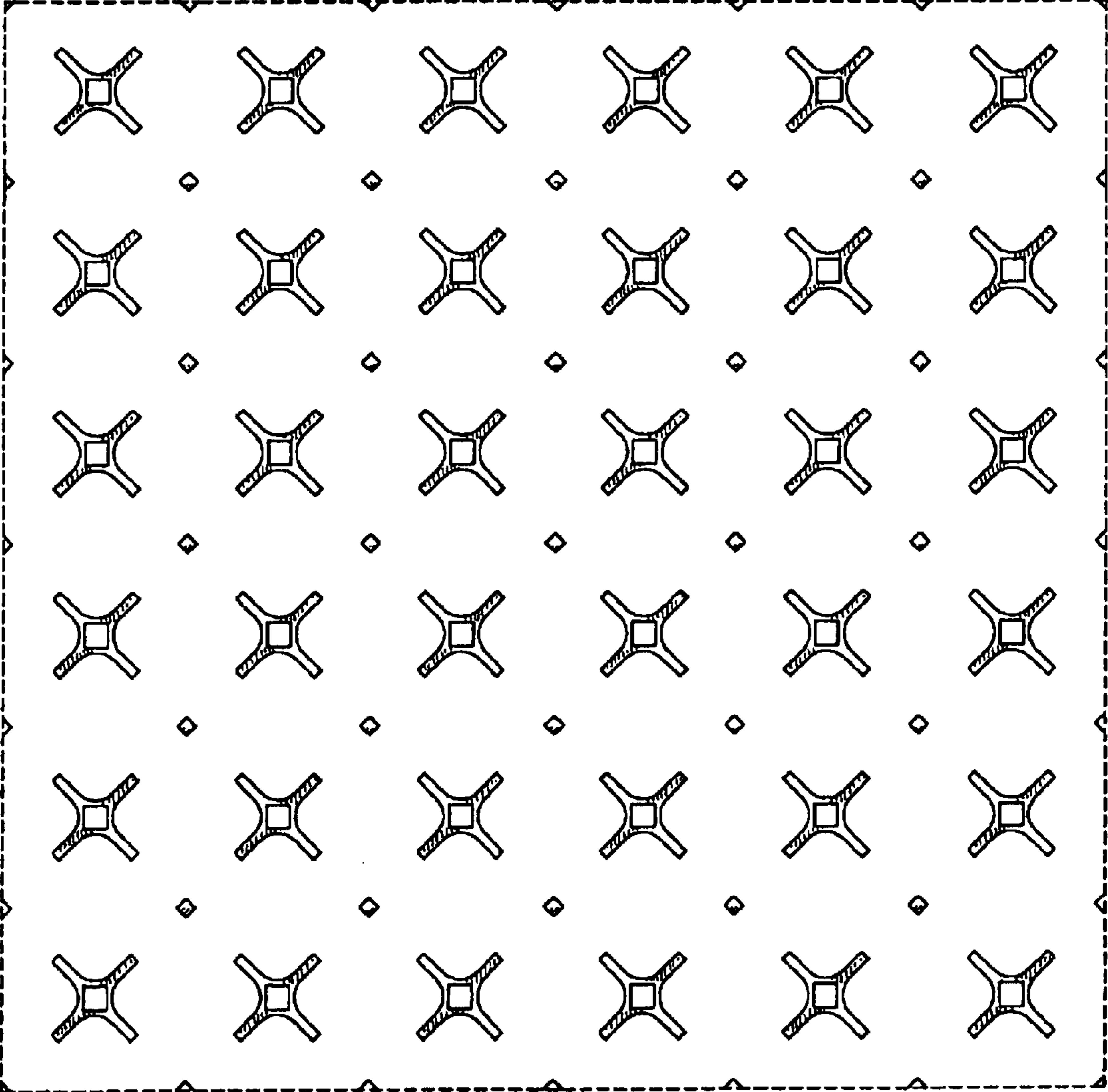


FIG. 2




FIG. 3



FIG. 4

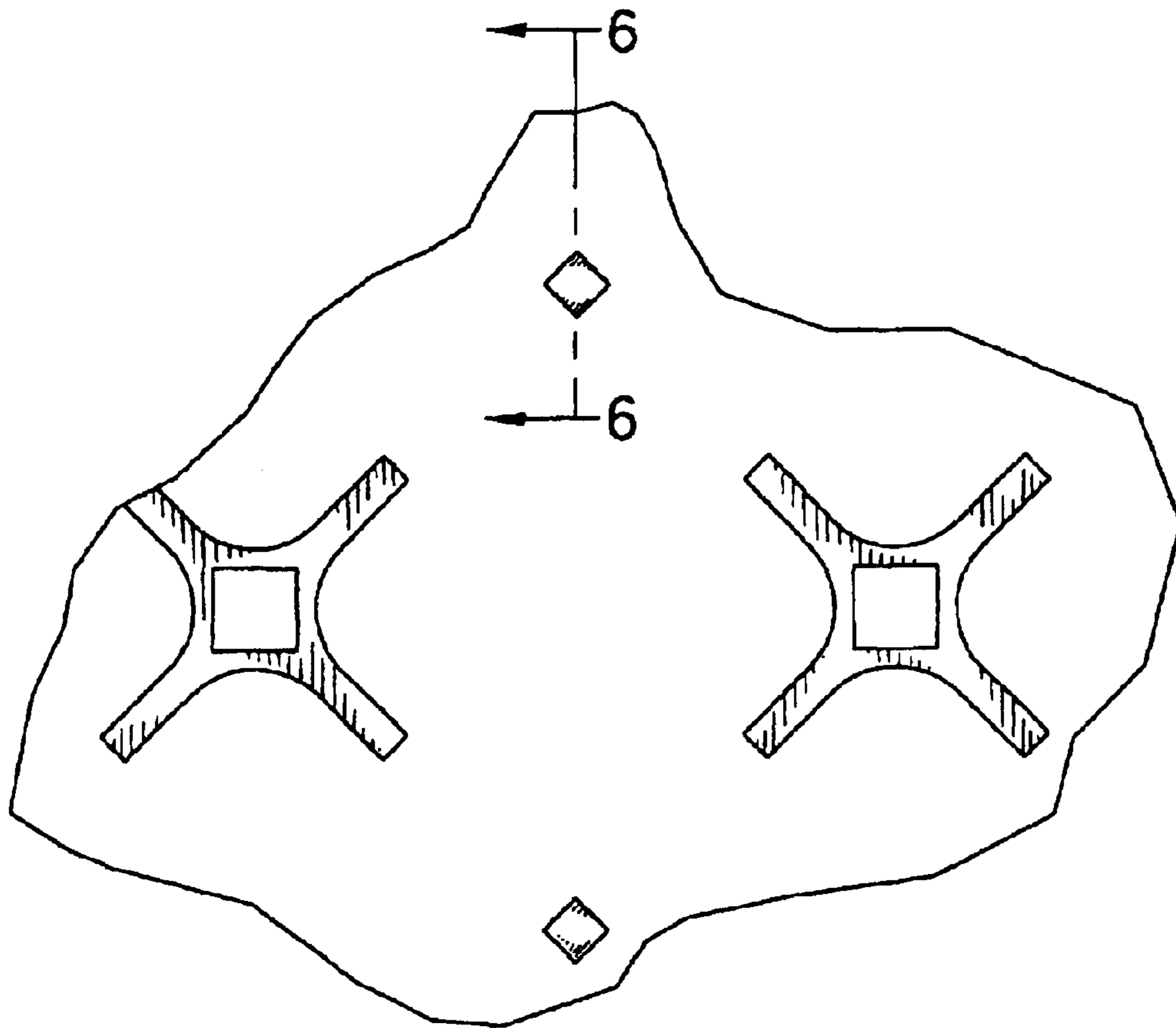


FIG. 5

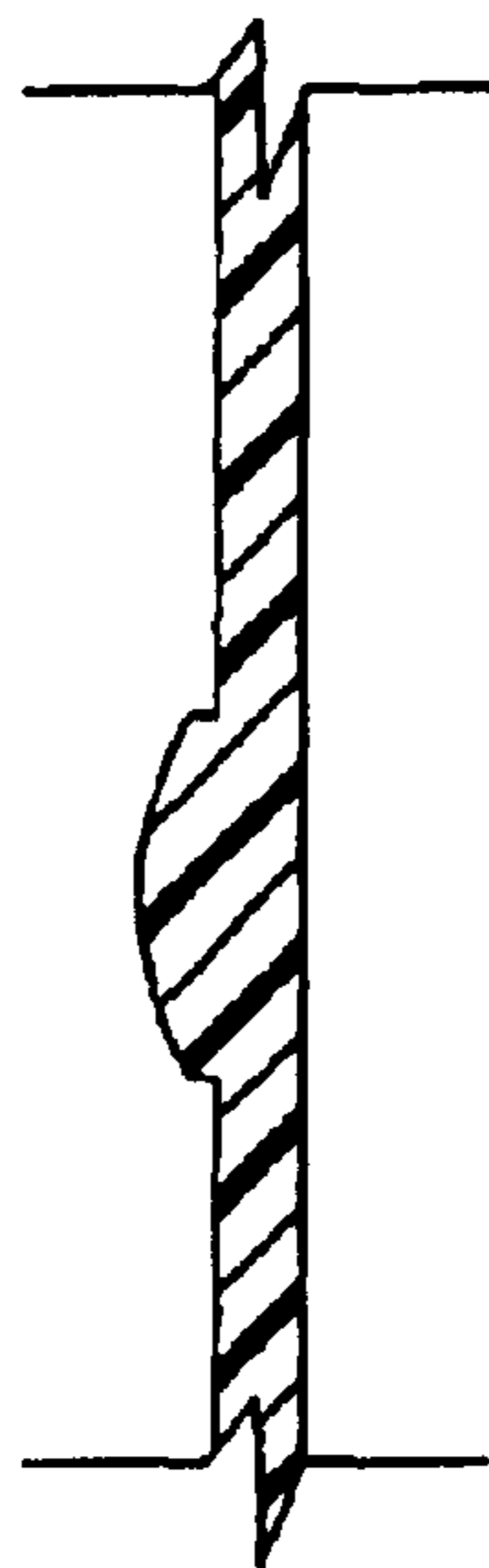


FIG. 6