

US00D497996S1

(12) **United States Design Patent**
Rodriguez et al.

(10) **Patent No.:** **US D497,996 S**
(45) **Date of Patent:** **** Nov. 2, 2004**

(54) **COLD COMPRESS FOR RELIEVING PAIN OF BREAST ENGORGEMENT**

(76) Inventors: **Elizabeth Rodriguez**, 3015 Winchester Way, Sugar Land, TX (US) 77479; **Pat Craig**, 402 Nighthawk Ct., Sugar Land, TX (US) 77478; **Cathy O’Leary**, 402 Nighthawk Ct., Sugar Land, TX (US) 77478

(**) Term: **14 Years**

(21) Appl. No.: **29/192,477**

(22) Filed: **Oct. 24, 2003**

(51) **LOC (7) Cl.** **24-04**

(52) **U.S. Cl.** **D24/206; D2/706**

(58) **Field of Search** **D24/206; 607/96, 607/108, 109, 110; D2/706**

(56) **References Cited**

U.S. PATENT DOCUMENTS

2,121,184	A	*	6/1938	Buckley	340/870.22
2,553,825	A	*	5/1951	Langs	450/81
3,326,218	A		6/1967	McAlpine	128/462
3,463,161	A		8/1969	Andrassy	128/402
3,830,676	A		8/1974	Elkins	156/289
5,304,215	A		4/1994	MacWhinnie et al.	607/106
5,409,500	A		4/1995	Dyrek	607/111
5,427,563	A		6/1995	Manning	450/79
5,441,534	A		8/1995	MacWinnie et al.	607/408

5,679,052	A	10/1997	Rucki	450/57
5,839,942	A	11/1998	Miller	450/58
D406,350	S	3/1999	Cutler	D24/206
6,149,619	A	11/2000	Gronholz	604/20
6,241,715	B1	6/2001	Houser et al.	604/385.07
6,261,313	B1	7/2001	MacWhinnie et al.	607/108
D446,629	S	8/2001	Swanger	D2/709
6,394,879	B1	5/2002	Paige	450/38
6,419,691	B1	7/2002	Hanner	607/108
6,464,717	B1	10/2002	Smith et al.	607/108
D485,363	S	* 1/2004	Martin	D24/206
2003/0023291	A1	1/2003	Hanner	607/108

* cited by examiner

Primary Examiner—Stella Reid

(74) *Attorney, Agent, or Firm*—Tim Headley; Gardere Wynne Sewell LLP

(57) **CLAIM**

The ornamental design for a cold compress for relieving pain of breast engorgement, as shown and described.

DESCRIPTION

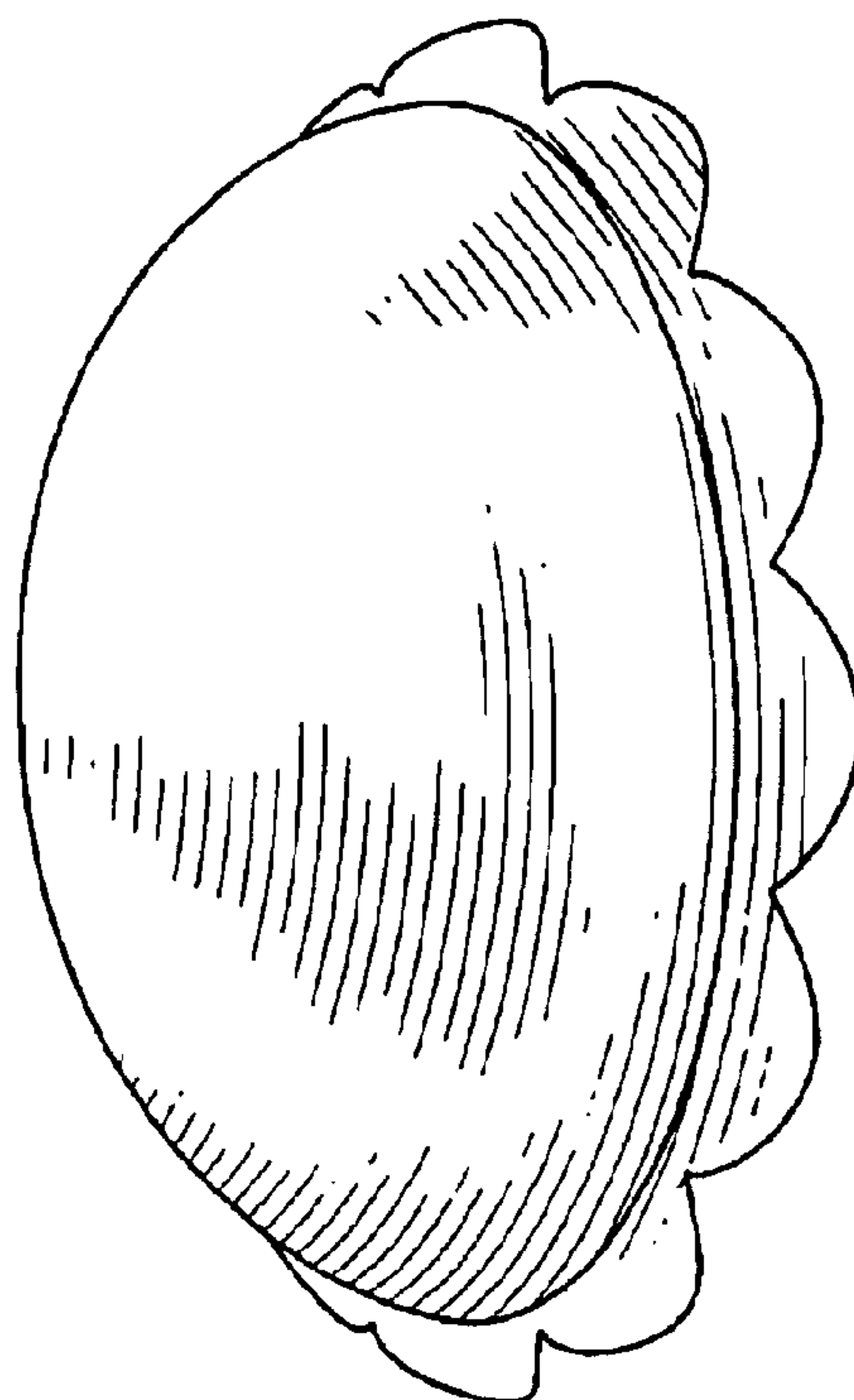
FIG. 1 is a back perspective view of a cold compress for relieving pain of breast engorgement, showing our new design;

FIG. 2 is a front perspective view thereof;

FIG. 3 is a top side elevation view thereof; and,

FIG. 4 is a side elevation view thereof.

1 Claim, 1 Drawing Sheet



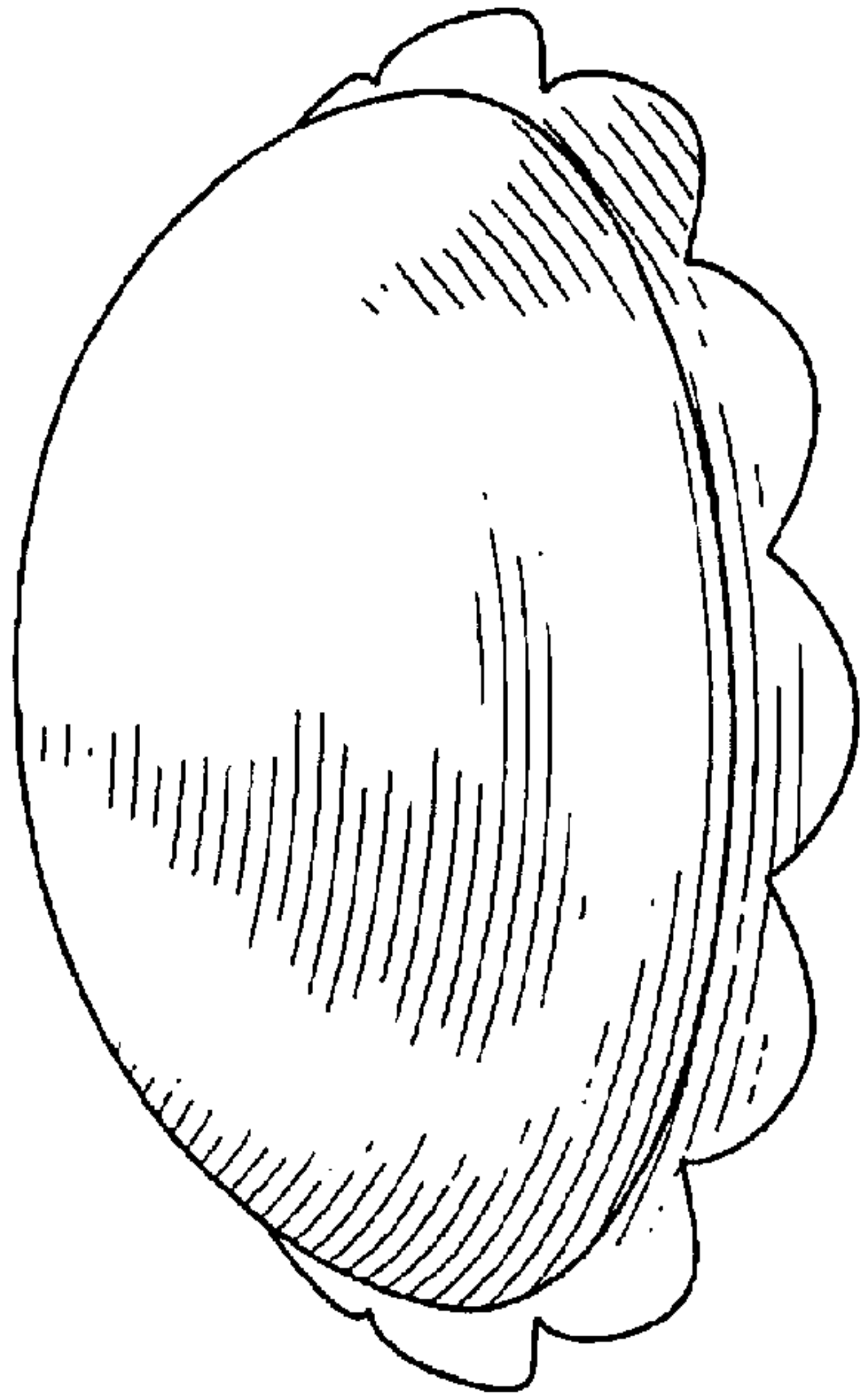


FIG. 1

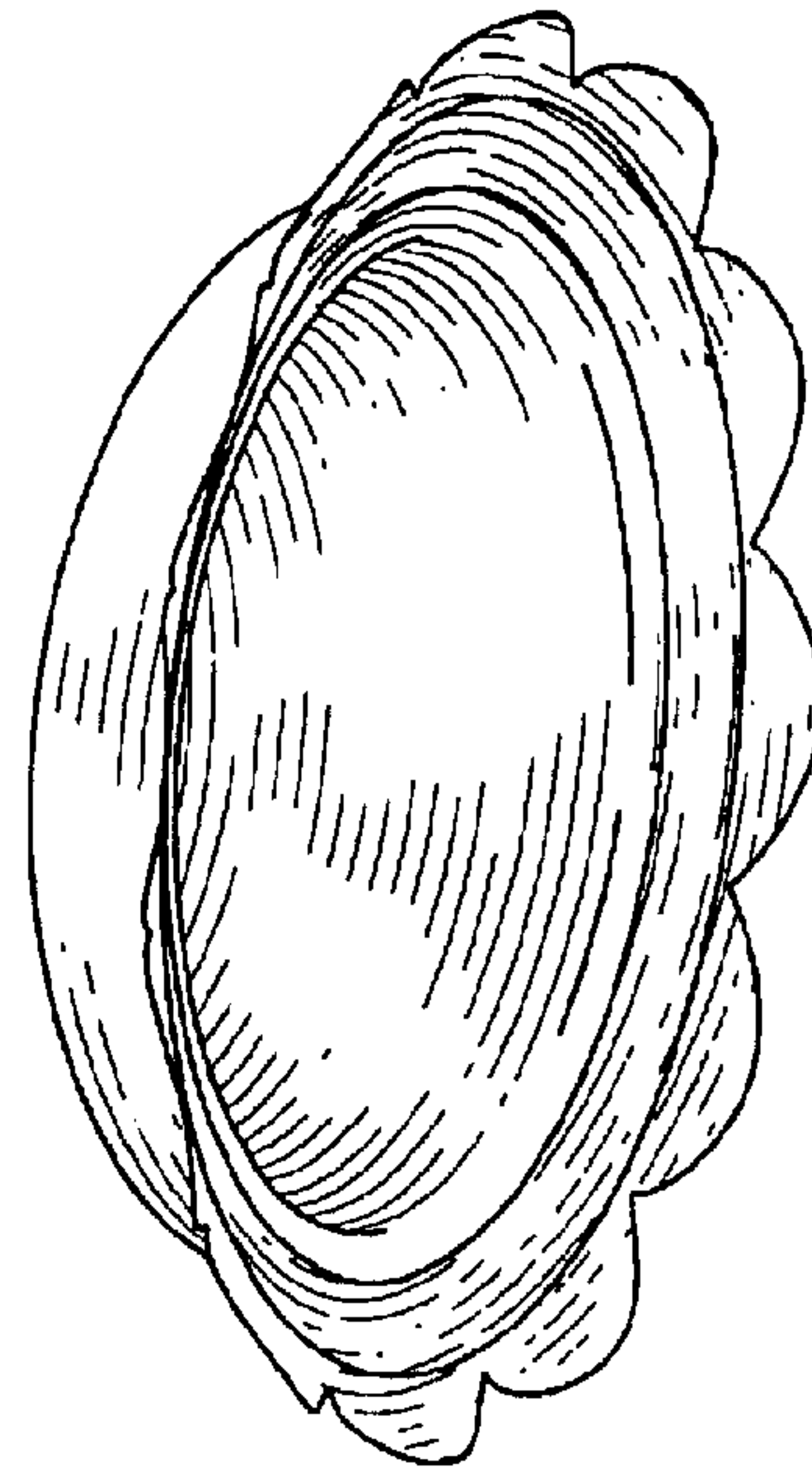


FIG. 2

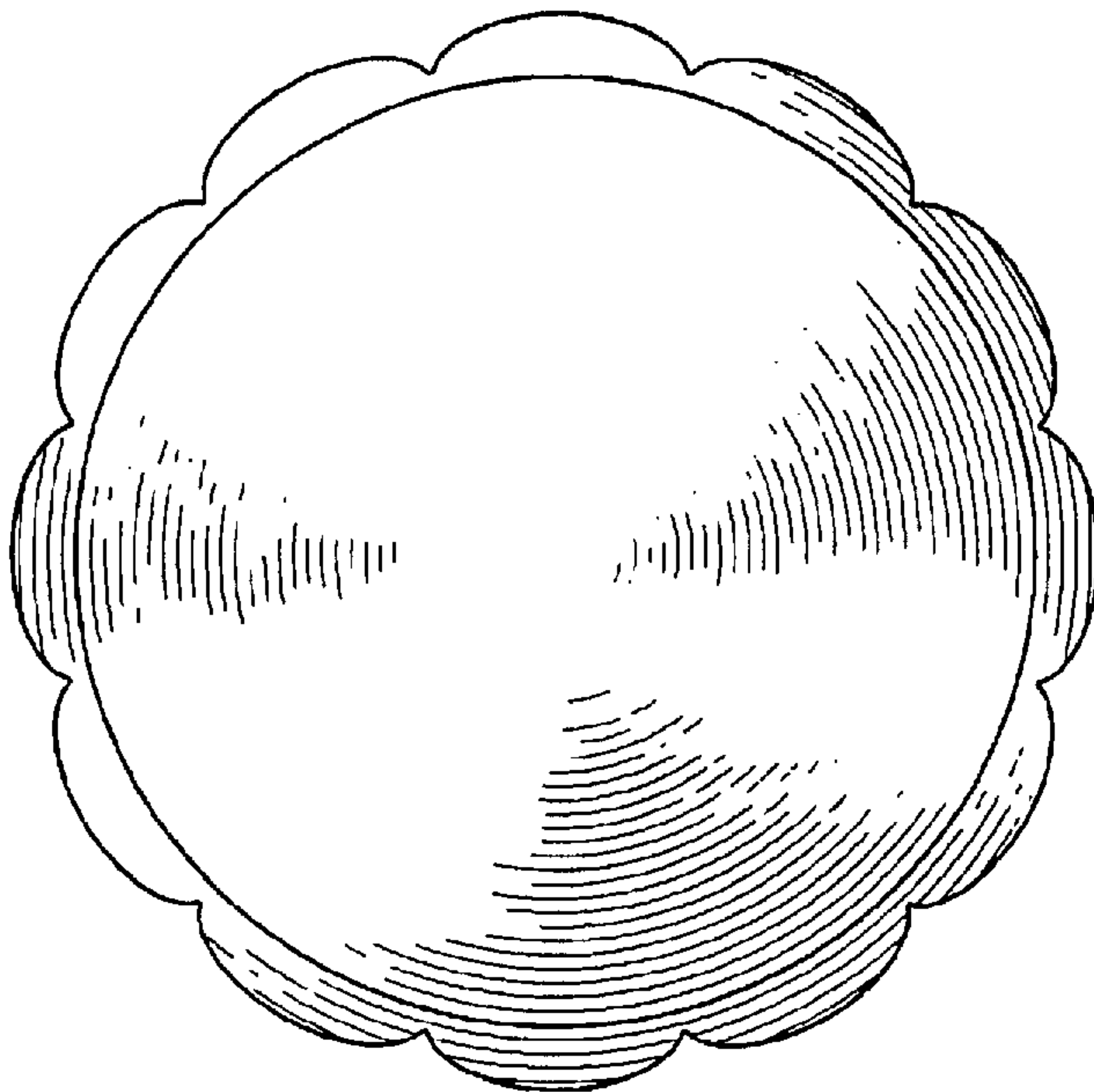


FIG. 3

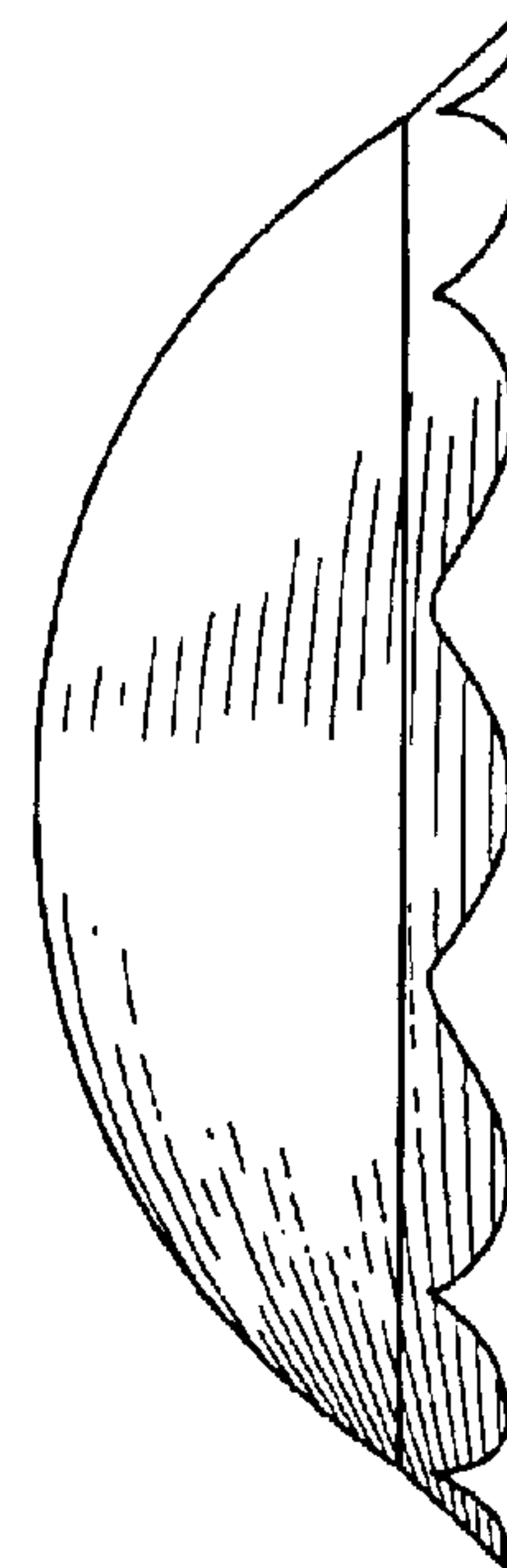


FIG. 4