

US00D497992S1

(12) **United States Design Patent**
Timm et al.

(10) **Patent No.:** **US D497,992 S**
(45) **Date of Patent:** **** Nov. 2, 2004**

(54) **ULTRASONIC SURGICAL ASPIRATION TIP**

(75) Inventors: **Ed Timm**, Wildwood, MO (US); **Mike Auld**, Chesterfield, MO (US)

(73) Assignee: **Synergetics, Inc.**, St. Charles, MO (US)

(**) Term: **14 Years**

(21) Appl. No.: **29/181,386**

(22) Filed: **May 12, 2003**

Related U.S. Application Data

(63) Continuation-in-part of application No. 29/159,264, filed on Apr. 17, 2002, now Pat. No. Des. 478,383.

(51) **LOC (7) Cl.** **24-02**

(52) **U.S. Cl.** **D24/144**

(58) **Field of Search** 606/128, 1, 170,
606/169, 107; D24/144, 146, 140, 130;
604/22

(56) **References Cited**

U.S. PATENT DOCUMENTS

3,896,811 A * 7/1975 Storz 606/128
4,869,715 A * 9/1989 Sherburne 604/22
D357,534 S * 4/1995 Hayes D24/140

5,688,235 A * 11/1997 Sakurai et al. 604/22
6,256,859 B1 * 7/2001 Stoddard et al. 604/22
6,416,490 B1 * 7/2002 Ellis et al. 604/22
6,629,986 B1 * 10/2003 Ross et al. 604/22
6,723,110 B2 * 4/2004 Timm et al. 606/169
2002/0099325 A1 * 7/2002 Sutton et al. 604/22

* cited by examiner

Primary Examiner—Ian Simmons

(74) *Attorney, Agent, or Firm*—Kevin L. Klug

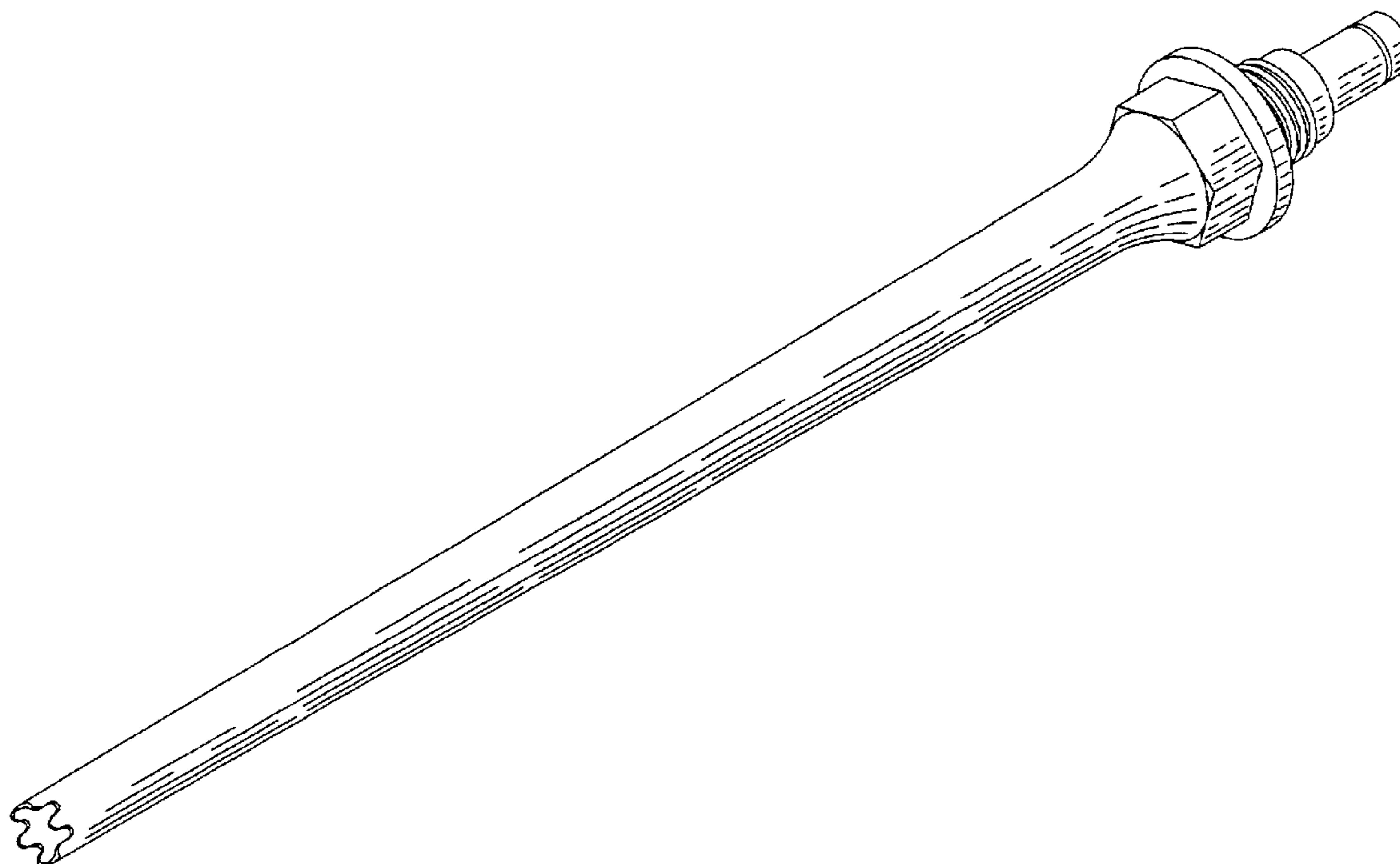
(57) **CLAIM**

The ornamental design for an ultrasonic surgical aspiration tip, as shown and described.

DESCRIPTION

FIG. 1 is a top perspective view of an ultrasonic surgical aspiration tip showing our new design;
FIG. 2 is a right side view thereof, the left side view being the same thereto;
FIG. 3 is a top plan view thereof, the bottom plan view being the same thereto;
FIG. 4 is a front view thereof;
FIG. 5 is a rear view thereof; and,
FIG. 6 is an enlarged fragmentary view of the tip portion thereof.

1 Claim, 5 Drawing Sheets



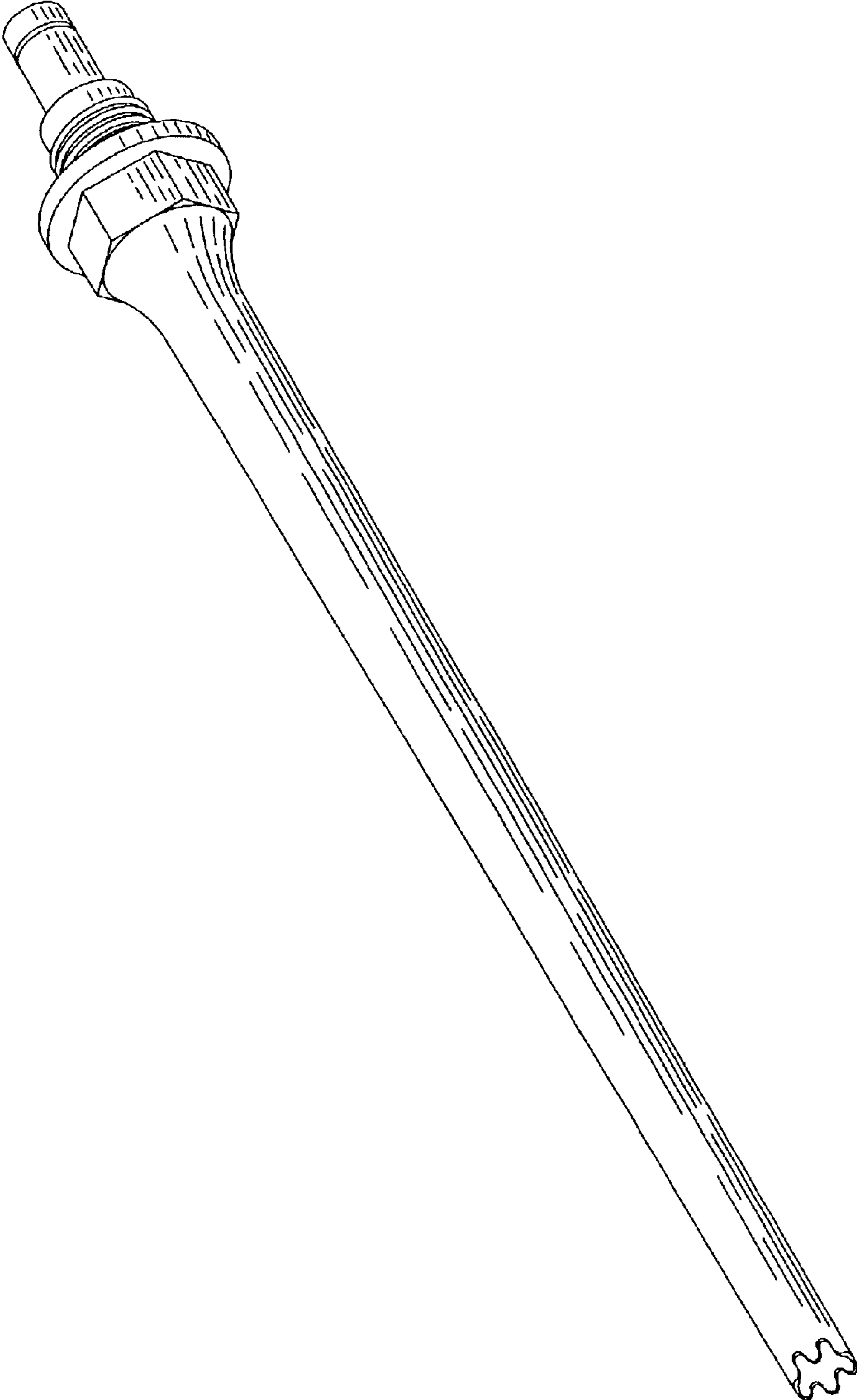


FIG. 1

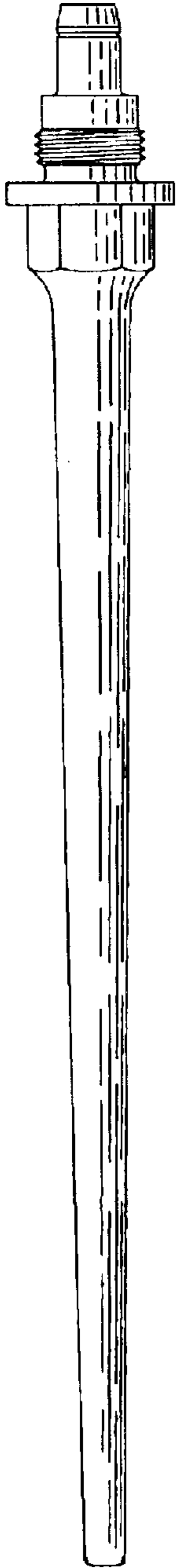


FIG. 3

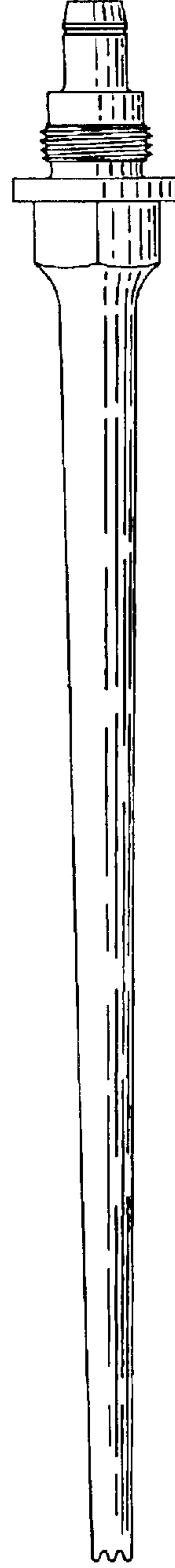


FIG. 2

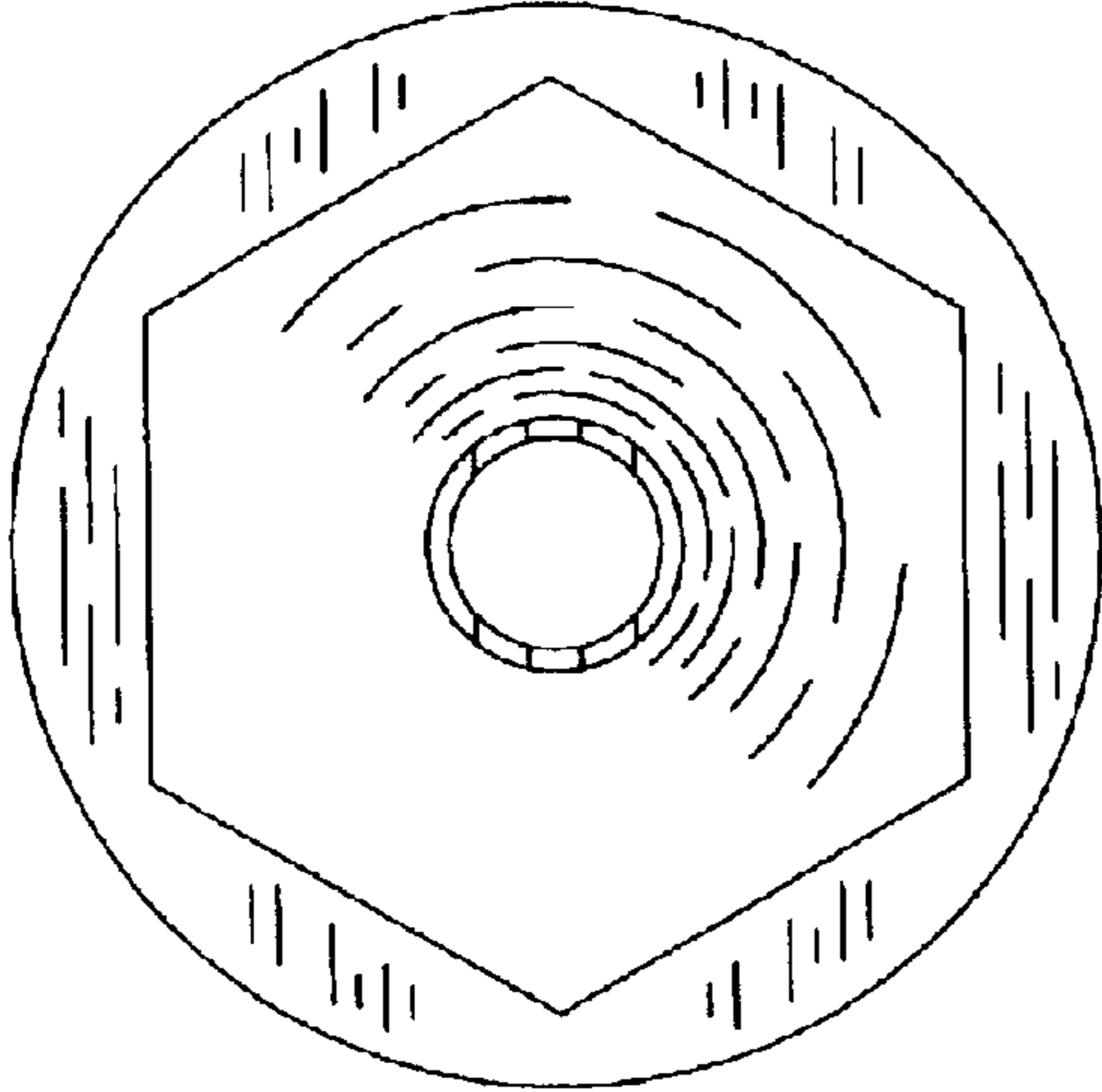


FIG. 4

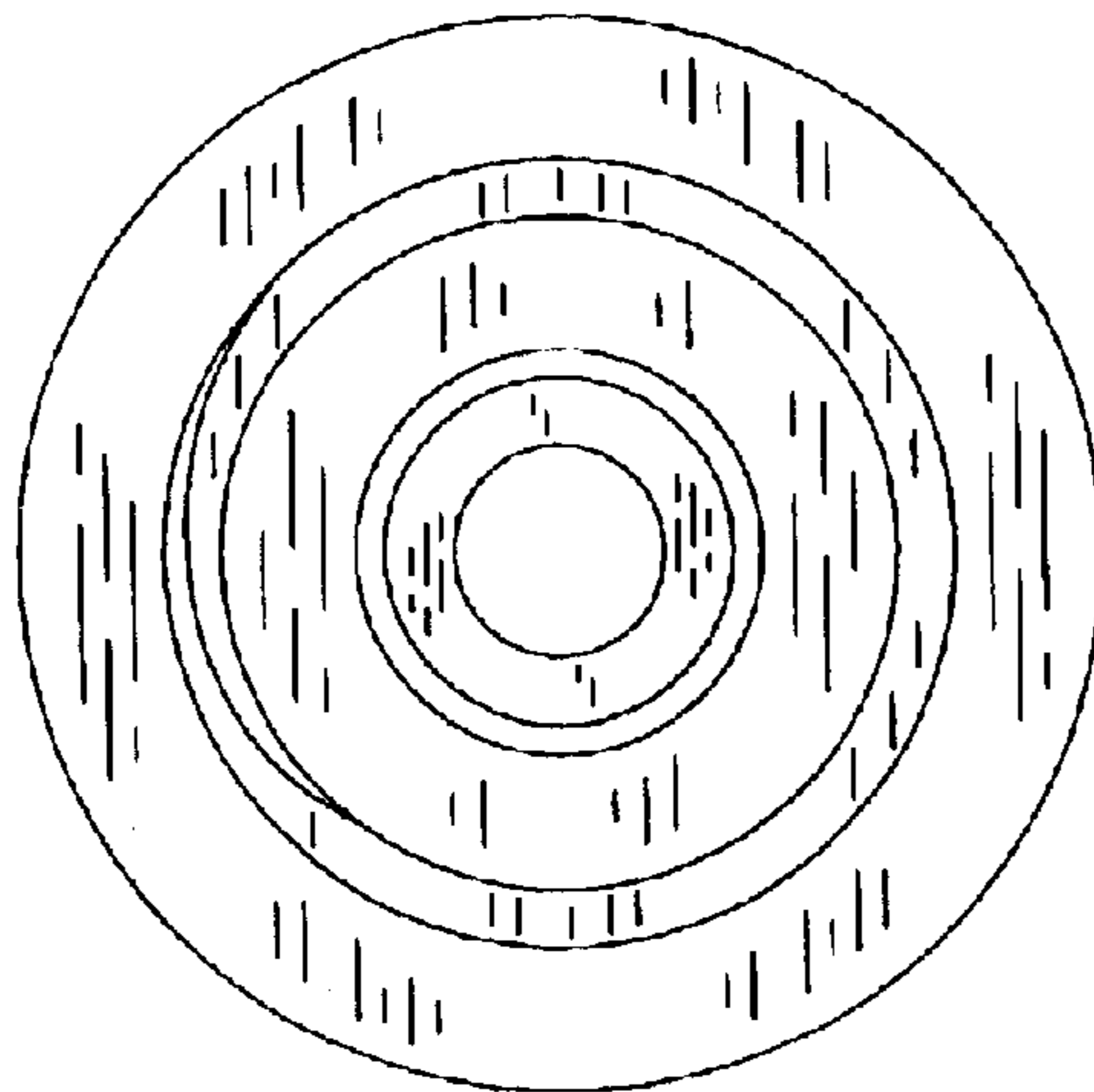


FIG. 5



FIG. 6