

US00D497951S1

(12) **United States Design Patent** (10) **Patent No.:** **US D497,951 S**  
**Morton et al.** (45) **Date of Patent:** **\*\* Nov. 2, 2004**

(54) **WRITING INSTRUMENT**  
(75) Inventors: **Timothy James Morton**, Chicago, IL (US); **James Agne**, Chicago, IL (US); **Amar Patel**, Arlington Heights, IL (US)  
(73) Assignee: **Sanford, L.P.**, Freeport, IL (US)  
(\*\*) Term: **14 Years**  
(21) Appl. No.: **29/193,853**  
(22) Filed: **Nov. 14, 2003**  
(51) **LOC (7) Cl.** ..... **19-06**  
(52) **U.S. Cl.** ..... **D19/50; D19/51**  
(58) **Field of Search** ..... D19/35, 36, 41-51, D19/53-58, 81-85; D14/411; 401/6, 7, 88, 52, 195, 99-103, 104-110, 111-117, 209

D407,114 S 3/1999 Sakuno ..... D19/48  
D414,512 S 9/1999 Yazawa ..... D19/48  
D421,770 S 3/2000 Sasaki ..... D19/48  
D430,210 S 8/2000 Shimizu ..... D19/51  
D430,607 S 9/2000 Matsuzaki et al. .... D19/49  
D439,613 S 3/2001 Ham ..... D19/43  
D440,602 S 4/2001 Ikeda ..... D19/48  
D442,225 S 5/2001 Lewis, Jr. .... D19/47  
D446,212 S \* 8/2001 Chang ..... D14/411  
D446,213 S \* 8/2001 Chen et al. .... D19/36  
D452,274 S 12/2001 Keda ..... D19/51  
D456,845 S 5/2002 Rommel ..... D19/49  
D457,185 S 5/2002 Ham ..... D19/36  
D458,636 S 6/2002 Shimizu ..... D19/48  
D460,982 S 7/2002 Bianco, Jr. .... D19/43  
D462,386 S 9/2002 Iwase et al. .... D19/43  
D462,990 S 9/2002 Hwang ..... D19/43  
D465,238 S 11/2002 Qiu ..... D19/50  
D471,931 S 3/2003 Lecce ..... D19/51  
D473,898 S 4/2003 Nakazawa ..... D19/43  
D476,685 S \* 7/2003 Metaxatos et al. .... D19/51  
D480,423 S 10/2003 Kung ..... D19/51

(56) **References Cited**

**U.S. PATENT DOCUMENTS**

D235,990 S \* 7/1975 Zierhut ..... D19/51  
D308,396 S 6/1990 Sekiguchi ..... D19/49  
D318,879 S 8/1991 Porsche ..... D19/51  
D324,070 S 2/1992 Suzuki ..... D19/51  
D325,045 S 3/1992 Katami ..... D19/49  
D326,683 S 6/1992 Katami ..... D19/48  
D327,707 S \* 7/1992 Katami ..... D19/49  
D334,407 S 3/1993 Petterson ..... D19/49  
D346,401 S 4/1994 Sakuno ..... D19/48  
D357,277 S 4/1995 Cappe de Baillon ..... D19/51  
D358,168 S 5/1995 Osada ..... D19/48  
D365,364 S 12/1995 Tseng ..... D19/50  
D368,079 S \* 3/1996 Ive et al. .... D14/411  
D368,738 S 4/1996 Osada et al. .... D19/51  
D377,051 S \* 12/1996 Takemura ..... D19/51  
D385,914 S 11/1997 Shimizu ..... D19/48  
D390,601 S 2/1998 Irby ..... D19/49  
D396,058 S 7/1998 Schmidt et al. .... D19/51  
D399,255 S 10/1998 Melnick ..... D19/49  
D404,763 S 1/1999 Shimizu ..... D19/47

\* cited by examiner

*Primary Examiner*—Martie K. Holtje  
(74) *Attorney, Agent, or Firm*—Marshall, Gerstein & Borun LLP


(57) **CLAIM**

The ornamental design for a “writing instrument”, as shown and described.

**DESCRIPTION**

FIG. 1 is a left side perspective view taken from the side and below showing our new design;  
FIG. 2 is a front elevational view, the rear elevational view being a mirror image thereof;  
FIG. 3 is a left side elevational view, the right side elevational view being a mirror image thereof;  
FIG. 4 is a top plan view thereof; and,  
FIG. 5 is a bottom plan view thereof.

**1 Claim, 3 Drawing Sheets**






FIG. 1



FIG. 2



FIG. 3



FIG. 4

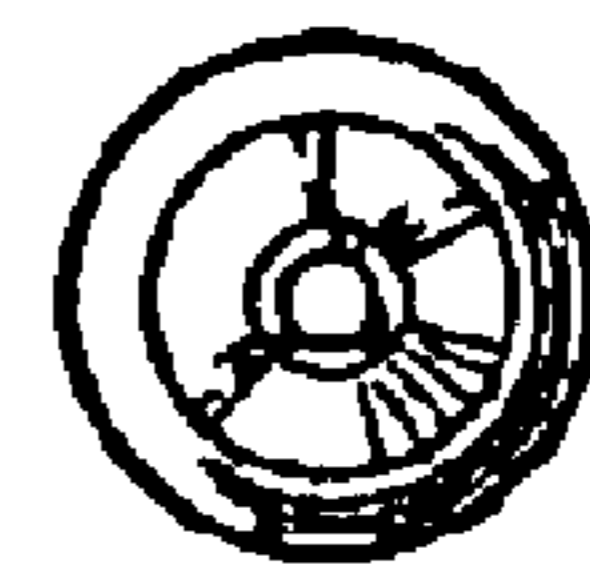


FIG. 5