



US00D497913S1

(12) **United States Design Patent**  
**Jones et al.**

(10) **Patent No.: US D497,913 S**  
(45) **Date of Patent: \*\* Nov. 2, 2004**

(54) **KEYBOARD**

(75) Inventors: **Gregory G. Jones**, Seattle, WA (US);  
**Allen M. Han**, Kirkland, WA (US);  
**Joshua David Maruska**, Seattle, WA (US)

(73) Assignee: **Microsoft Corporation**, Redmond, WA (US)

(\*\*) Term: **14 Years**

(21) Appl. No.: **29/188,284**

(22) Filed: **Aug. 18, 2003**

(51) **LOC (7) Cl.** ..... **14-02**

(52) **U.S. Cl.** ..... **D14/396**

(58) **Field of Search** ..... D14/391-394,  
D14/396-398; D18/1, 2, 7; 178/17 A, 17 C;  
200/5 A, 5 R, 6 A, 6 R; 235/145 A, 145 R;  
341/22, 23; 345/160, 167, 168; 361/680-686;  
400/486, 488, 489, 492

(56) **References Cited**

**U.S. PATENT DOCUMENTS**

D313,402 S \* 1/1991 Esslinger ..... D14/396  
5,717,430 A \* 2/1998 Copland et al. .... 345/168  
5,793,359 A \* 8/1998 Ushikubo ..... 345/169  
D410,234 S 5/1999 Kelley et al.  
D410,454 S 6/1999 Chen  
D439,903 S 4/2001 Kaneko et al.  
D451,517 S 12/2001 Hayes et al.

D458,258 S 6/2002 Hayes et al.  
D467,589 S \* 12/2002 Jones et al. .... D14/455  
D474,470 S \* 5/2003 Wu et al. .... D14/396

**OTHER PUBLICATIONS**

Logitech Product Overview, Work, Play, 2 pages, Summer 2003.

\* cited by examiner

*Primary Examiner*—Freda S. Nunn

(74) *Attorney, Agent, or Firm*—Banner & Witcoff, Ltd.

(57) **CLAIM**

The ornamental design for a keyboard, as shown and described.

**DESCRIPTION**

FIG. 1 is a perspective view of a keyboard showing our new design;

FIG. 2 is a top view thereof;

FIG. 3 is a front view thereof;

FIG. 4 is a rear view thereof;

FIG. 5 is a right side view thereof; and,

FIG. 6 is a left side view thereof.

The broken line showing of various keys and input element regions, and the unshaded areas therein, is for illustrative purposes only and forms no part of the claimed design. The unshown bottom of the keyboard forms no part of the claimed design.

**1 Claim, 4 Drawing Sheets**



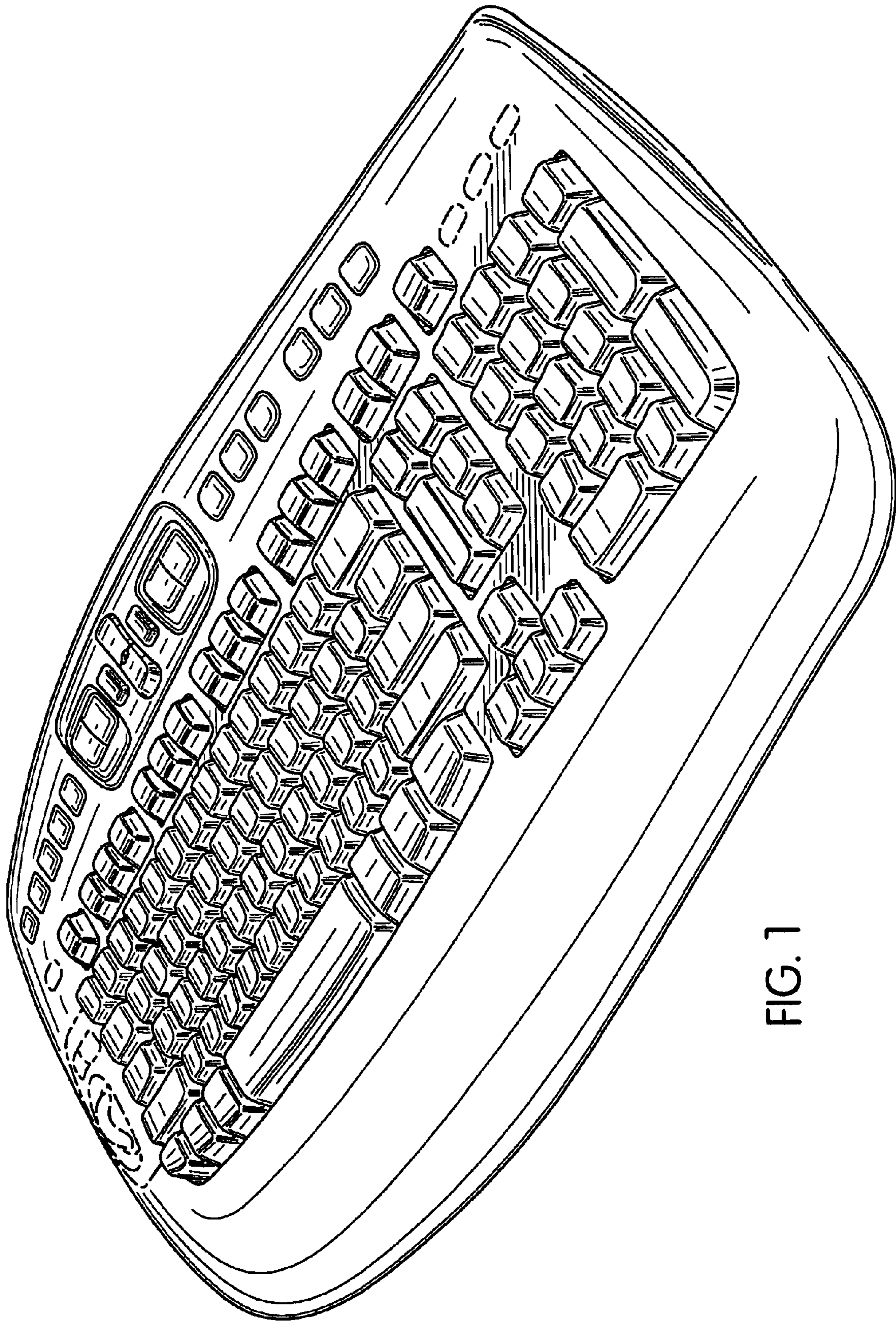


FIG. 1

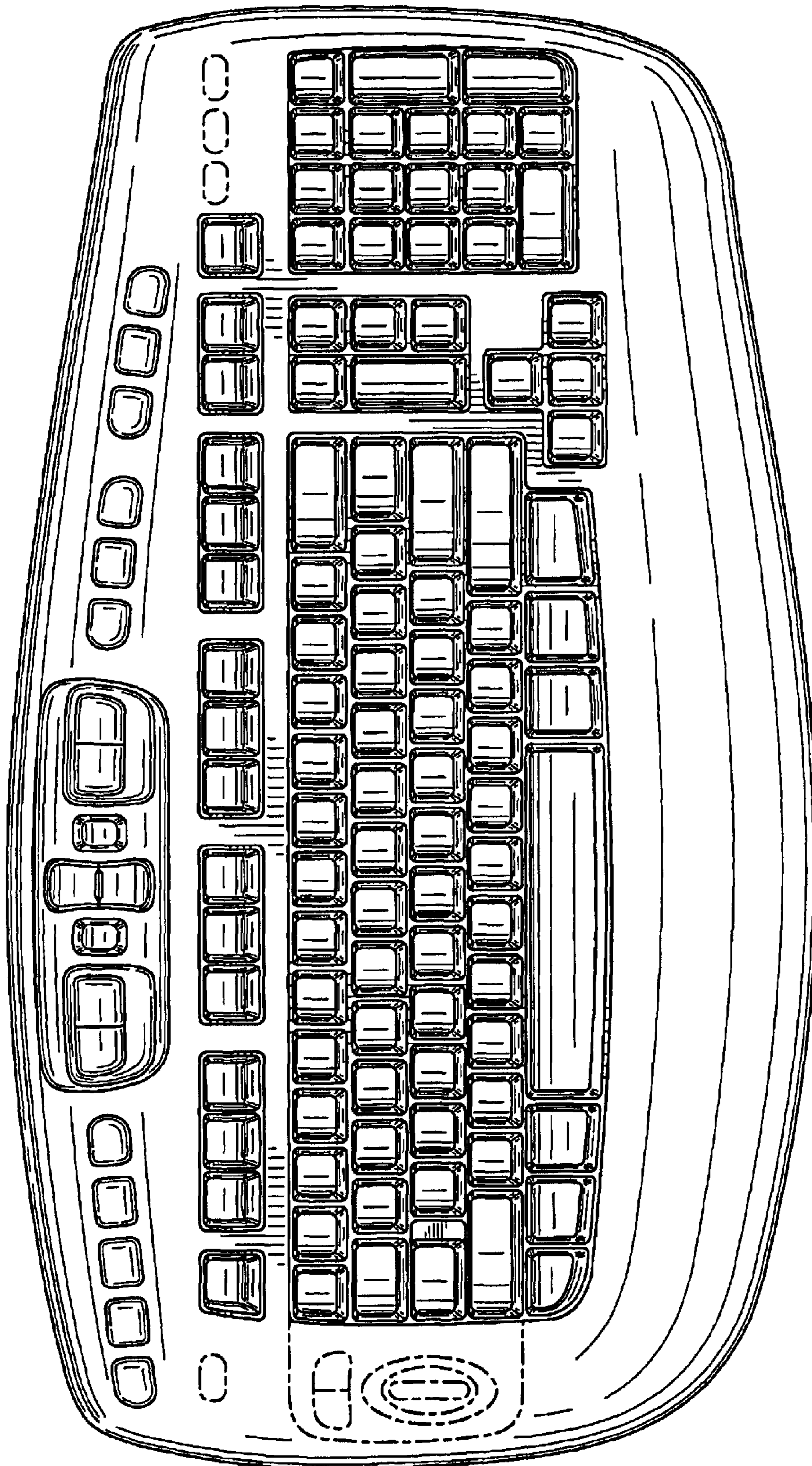


FIG. 2

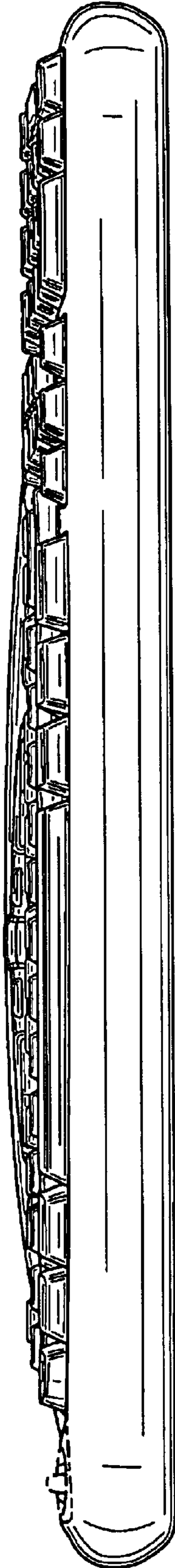


FIG. 3




FIG. 4



FIG. 5




FIG. 6