



US00D497904S1

(12) **United States Design Patent**
Dardashti

(10) **Patent No.:** **US D497,904 S**

(45) **Date of Patent:** **** Nov. 2, 2004**

(54) **SPEAKER STAND**

(76) **Inventor:** **Shahriar L. Dardashti**, 14138
Beresford Rd., Beverly Hills, CA (US)
90210

(**) **Term:** **14 Years**

(21) **Appl. No.:** **29/205,250**

(22) **Filed:** **May 11, 2004**

(51) **LOC (7) Cl.** **14-01**

(52) **U.S. Cl.** **D14/224**

(58) **Field of Search** D14/224, 211;
D6/396, 449, 455, 466, 457, 486, 403;
248/176.1, 158, 188.7, 441.1, 545, 594,
638, 161, 676, 412; D24/128

(56) **References Cited**

U.S. PATENT DOCUMENTS

2,283,324	A	*	5/1942	Faber	248/158
2,459,765	A	*	1/1949	Allerton	248/412
5,048,789	A	*	9/1991	Eason et al.	248/544
D326,969	S	*	6/1992	Eason et al.	D6/455
D360,887	S	*	8/1995	Karnaze	D14/224
D400,735	S	*	11/1998	House et al.	D6/466

D426,540	S	*	6/2000	Tejima	D14/224
D488,803	S	*	4/2004	Chin et al.	D14/224
D489,056	S	*	4/2004	Moeller	D14/224

* cited by examiner

Primary Examiner—Paula A. Greene

(74) *Attorney, Agent, or Firm*—Cislo & Thomas LLP

(57) **CLAIM**

The ornamental design for a speaker stand, as shown and described.

DESCRIPTION

FIG. 1 is a top perspective view of a speaker stand showing my new design,

FIG. 2 is a side elevational view thereof, the opposite side is a mirror image;

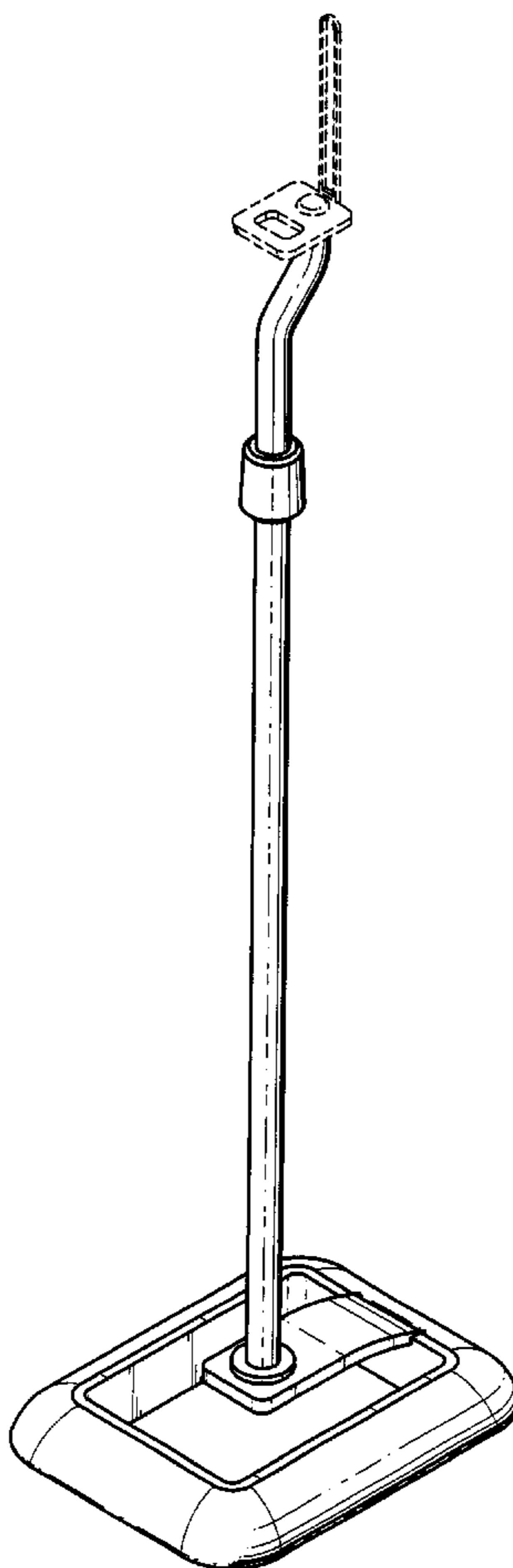
FIG. 3 is a front elevational view thereof;

FIG. 4 is a back elevational view thereof;

FIG. 5 is a top plan view, the broken lines are for illustrative purposes only and form no part of the claimed design; and,

FIG. 6 is a bottom plan view thereof.
The broken lines are for illustrative purposes only and forms no part of the claimed design.

1 Claim, 4 Drawing Sheets



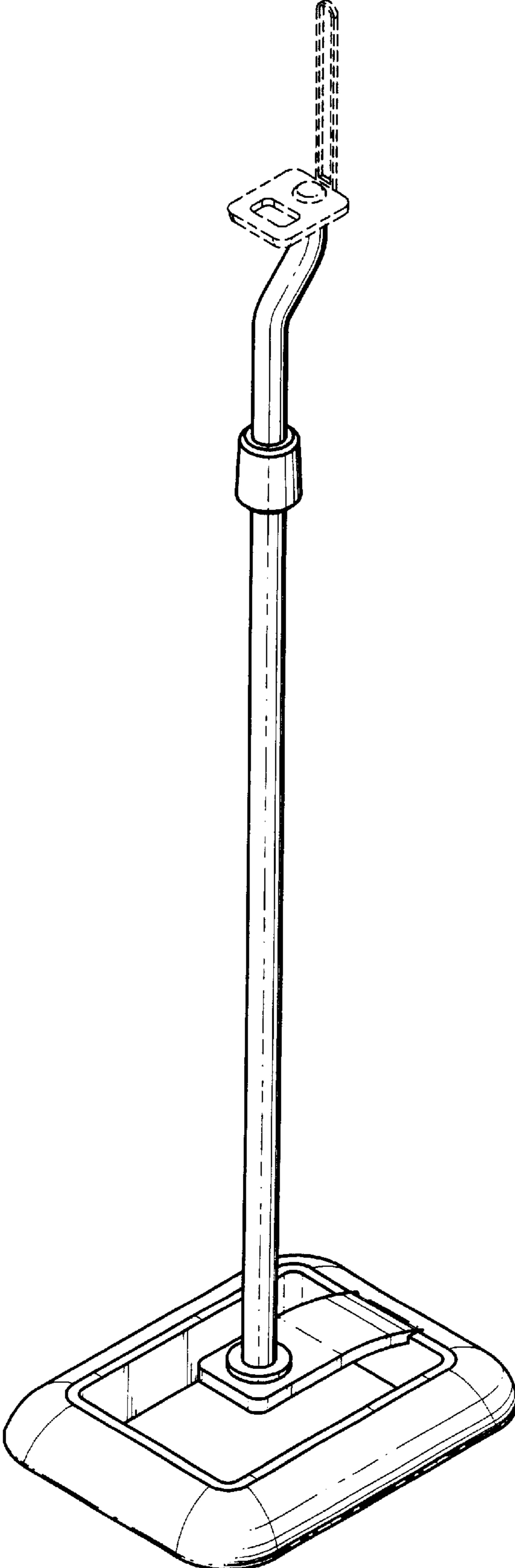


FIG. 1

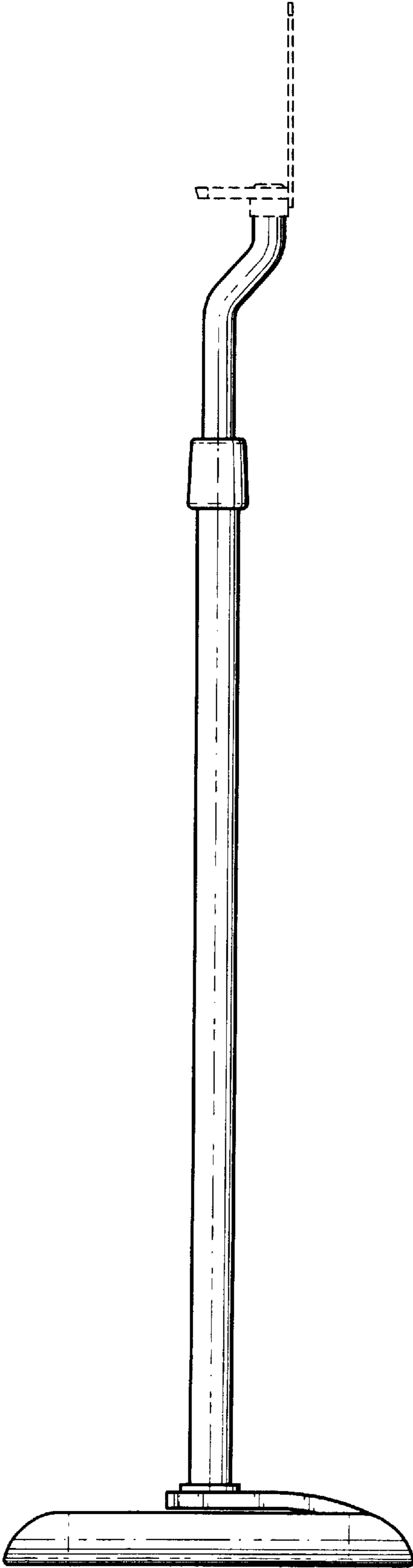


FIG. 2

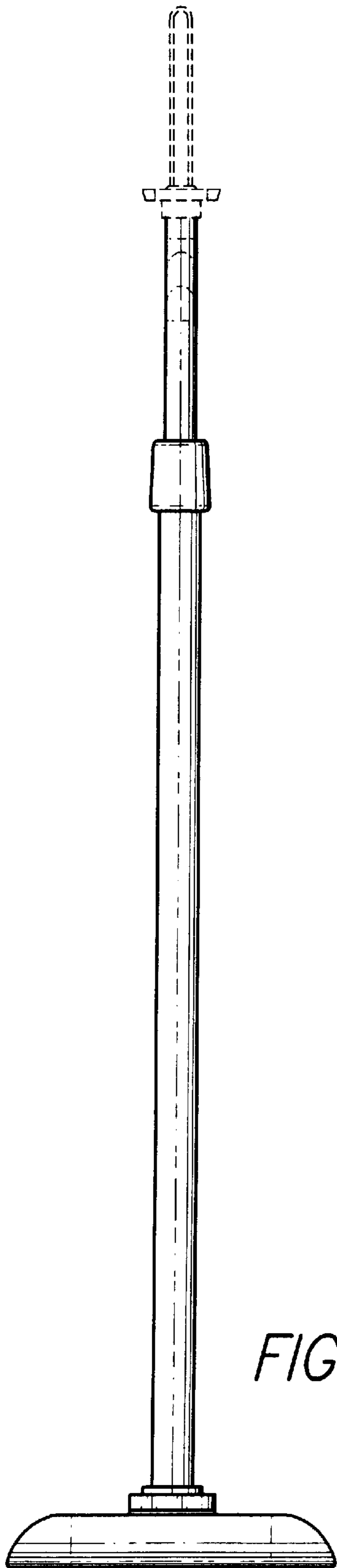
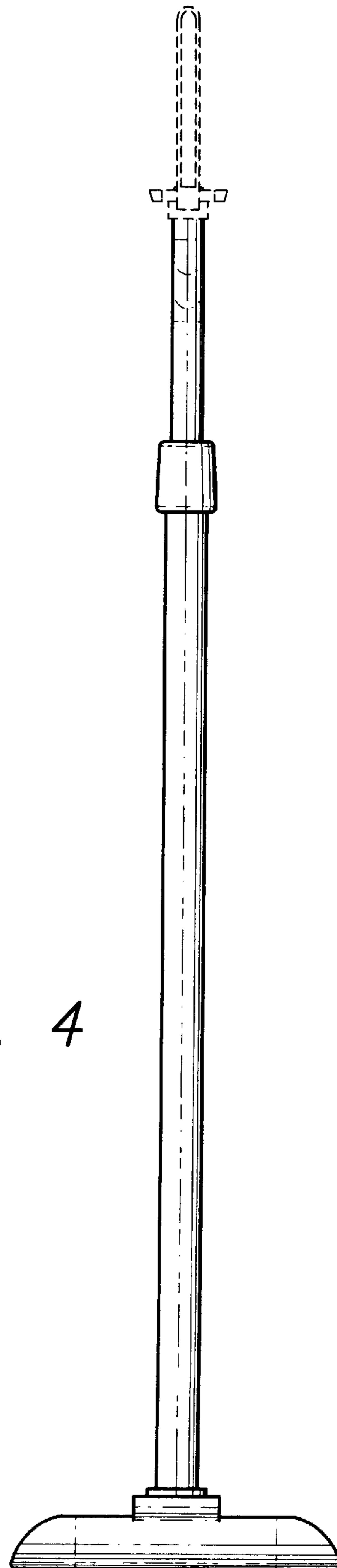


FIG. 3

FIG. 4



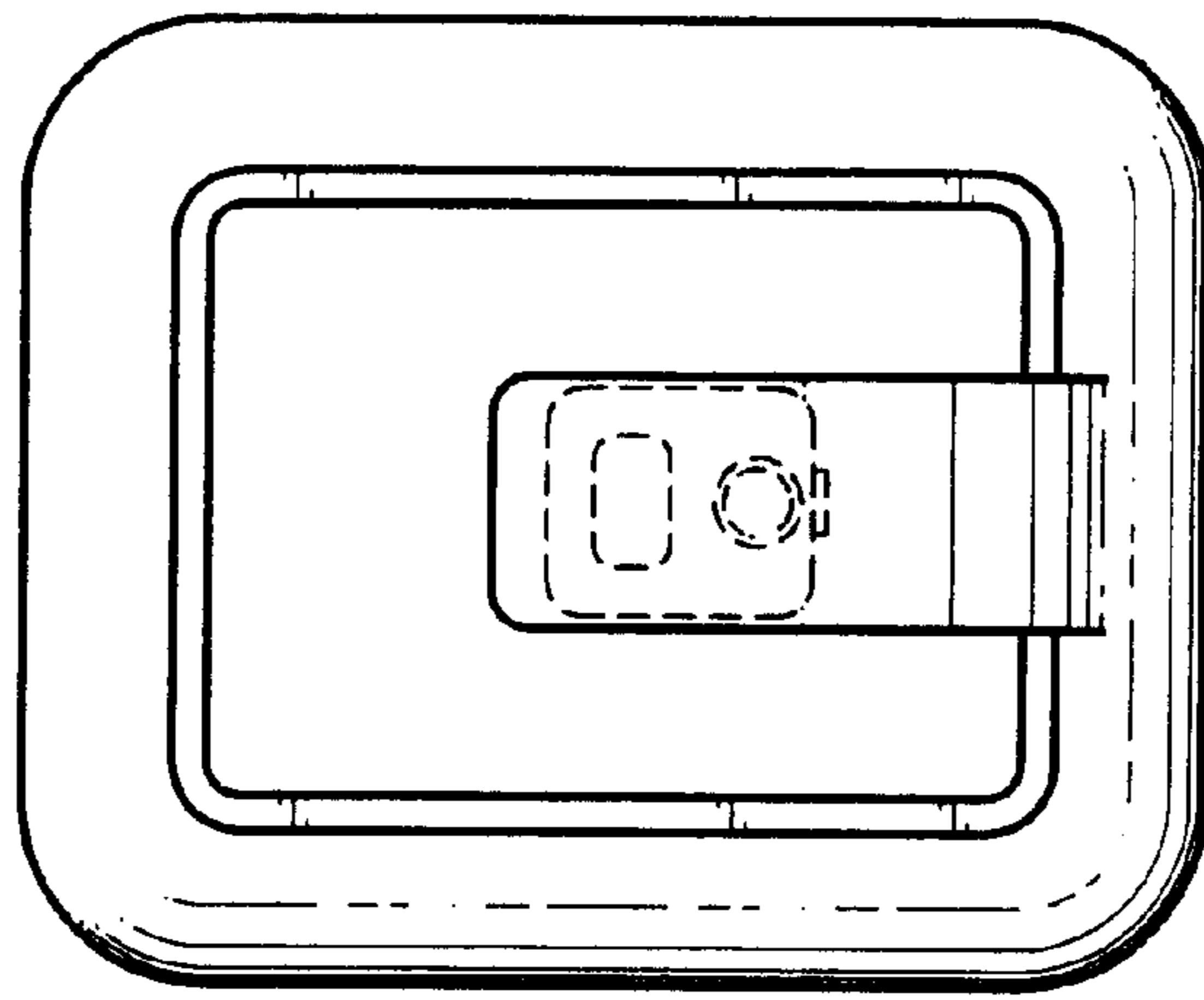


FIG. 5

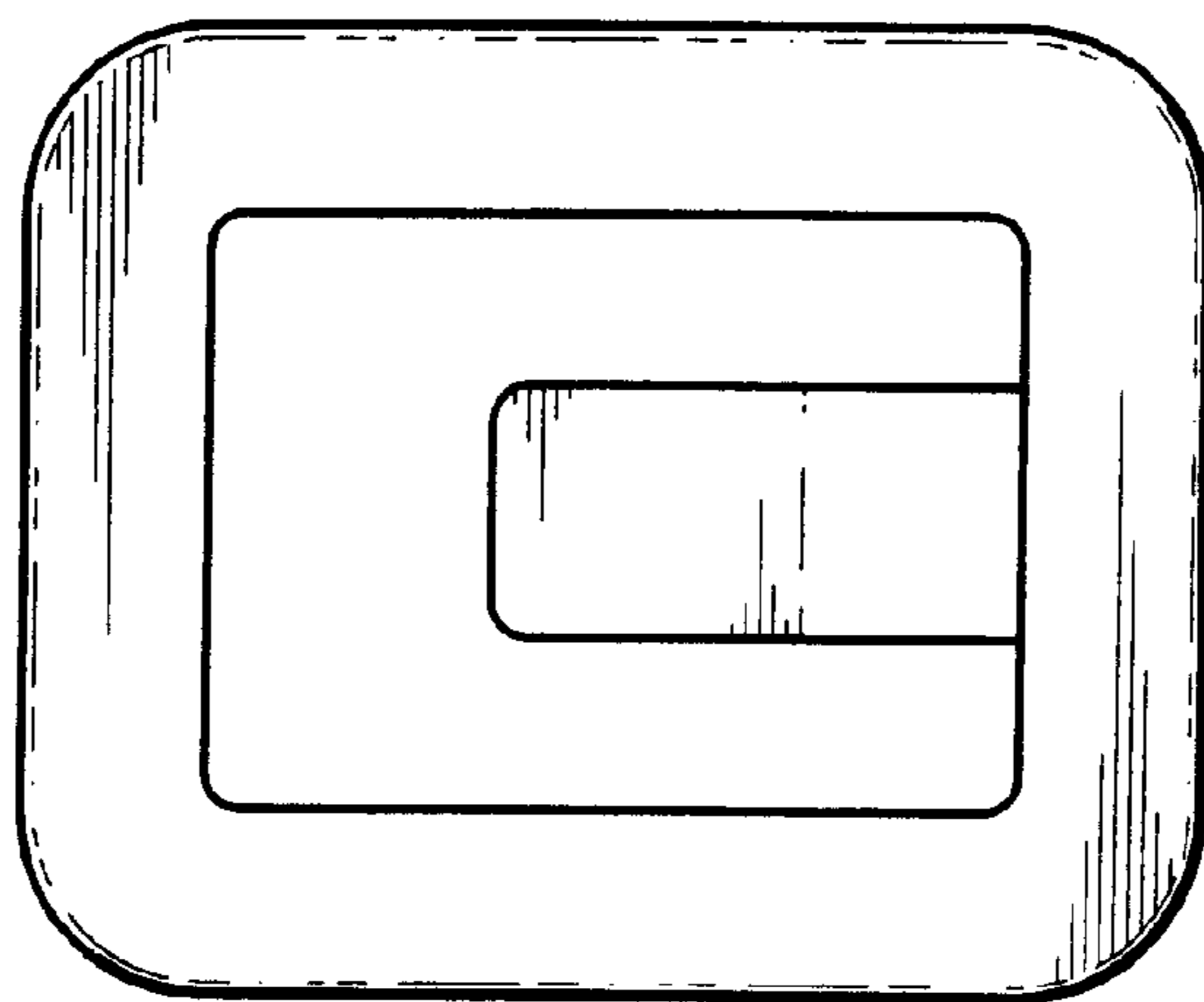


FIG. 6