

US00D497898S1

(12) **United States Design Patent**
Hirabayashi

(10) **Patent No.:** **US D497,898 S**

(45) **Date of Patent:** **** Nov. 2, 2004**

(54) **RECEIVER HOUSING FOR DISPLAYING MESSAGES**

D421,261 S * 2/2000 Heuel D14/191
D454,349 S * 3/2002 Makidera et al. D14/343
D454,857 S * 3/2002 Carava, Jr. D14/191
D469,740 S * 2/2003 Oohashi et al. D13/118

(75) Inventor: **Kuniharu Hirabayashi**, Tokyo (JP)

* cited by examiner

(73) Assignee: **Takara Co., Ltd.**, Tokyo (JP)

Primary Examiner—Prabhakar Deshmukh

(**) Term: **14 Years**

(57) **CLAIM**

(21) Appl. No.: **29/191,027**

The ornamental design for the receiver housing for displaying messages, as shown and described.

(22) Filed: **Sep. 30, 2003**

DESCRIPTION

(51) **LOC (7) Cl.** **14-03**

(52) **U.S. Cl.** **D14/191**

(58) **Field of Search** D14/188, 191,
D14/192, 257, 341-346, 138; 455/90, 100,
128, 130, 344; 340/311.1; 345/156, 168;
361/680-686

FIG. 1 is a front elevation view of the receiver housing for displaying messages of the present invention;

FIG. 2 is a left side view of the receiver housing for displaying messages;

FIG. 3 is a bottom view of the receiver housing for displaying messages;

FIG. 4 is a top view of the receiver housing for displaying messages;

FIG. 5 is a right side view of the receiver housing for displaying messages; and,

FIG. 6 is a rear elevation view of the receiver housing for displaying messages.

(56) **References Cited**

U.S. PATENT DOCUMENTS

5,276,916 A * 1/1994 Pawlish et al. 455/575.1
5,719,936 A * 2/1998 Hillenmayer 379/447
D392,971 S * 3/1998 Pisutha-Arnond et al. . D14/191
5,859,594 A * 1/1999 King et al. 340/7.55
D405,084 S * 2/1999 Scalisi et al. D14/191

1 Claim, 2 Drawing Sheets

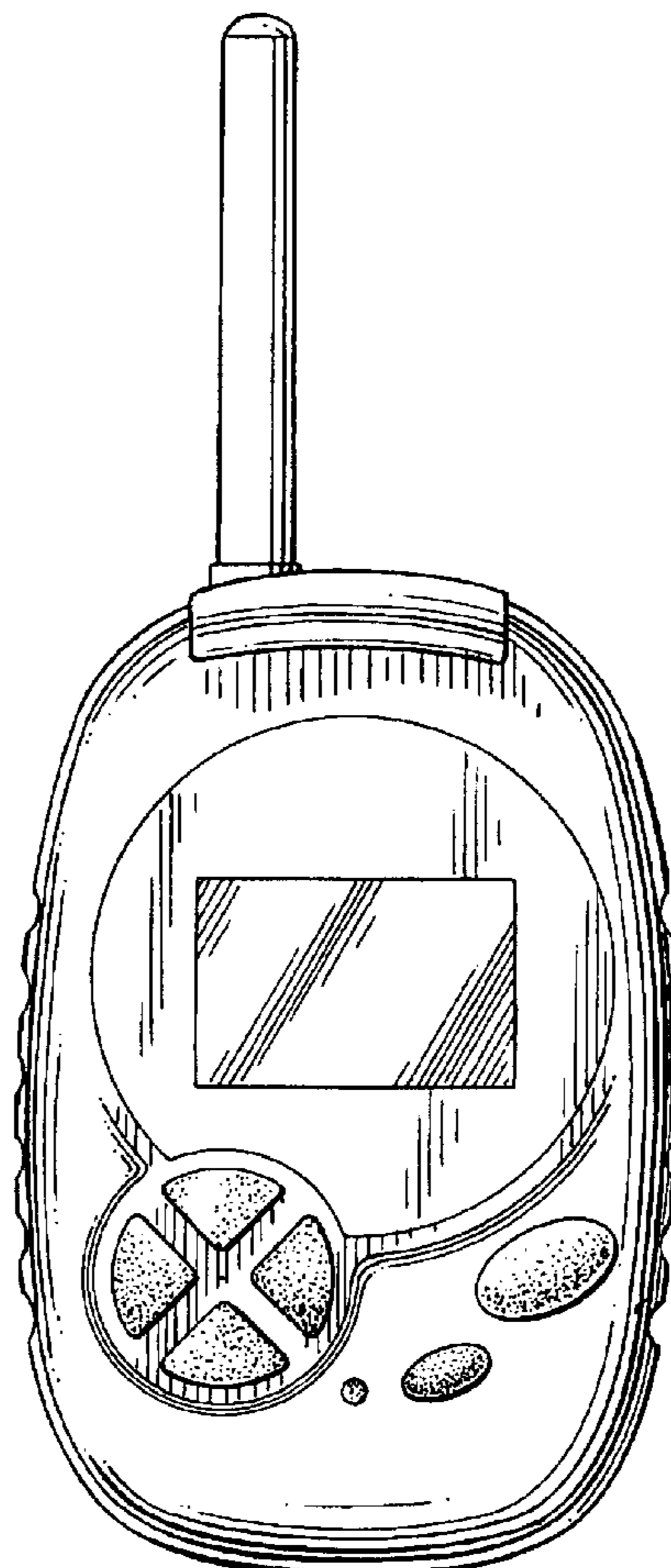


FIG. 1

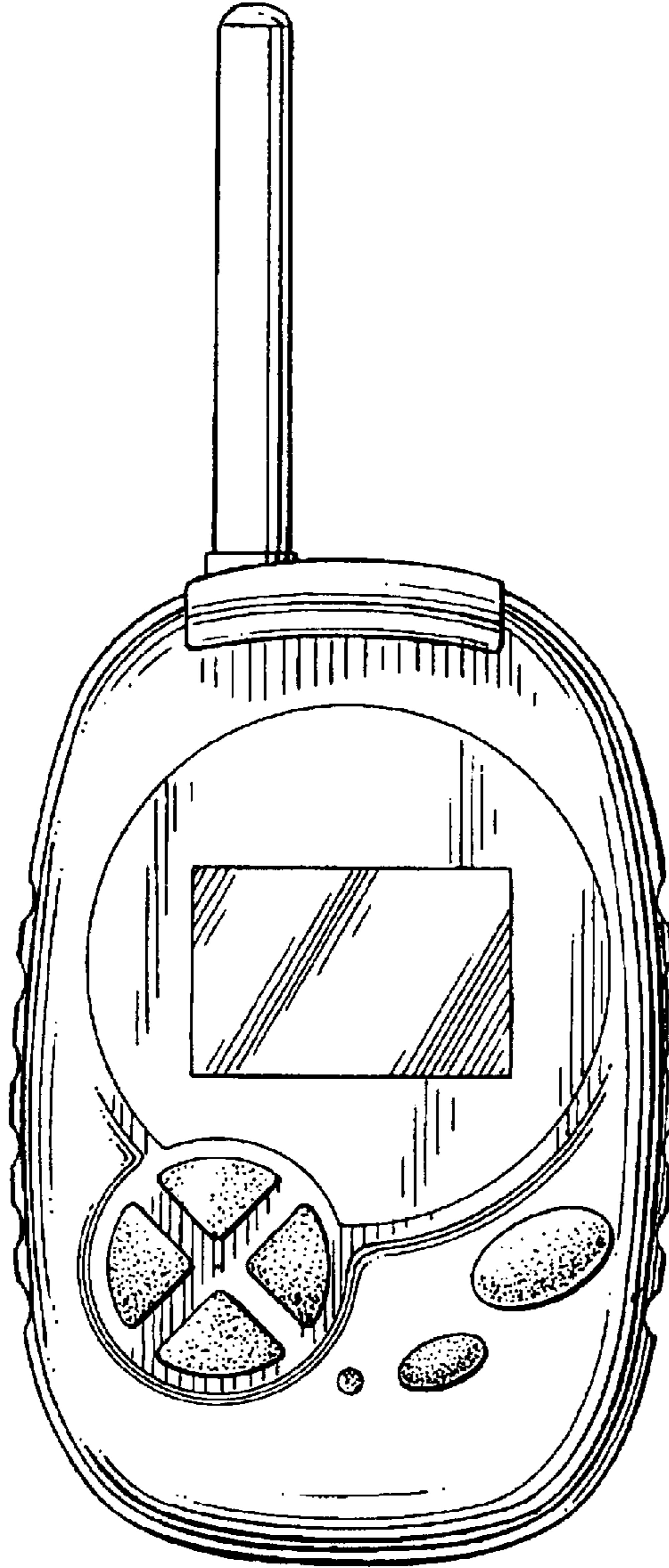


FIG. 2




FIG. 3




FIG. 4

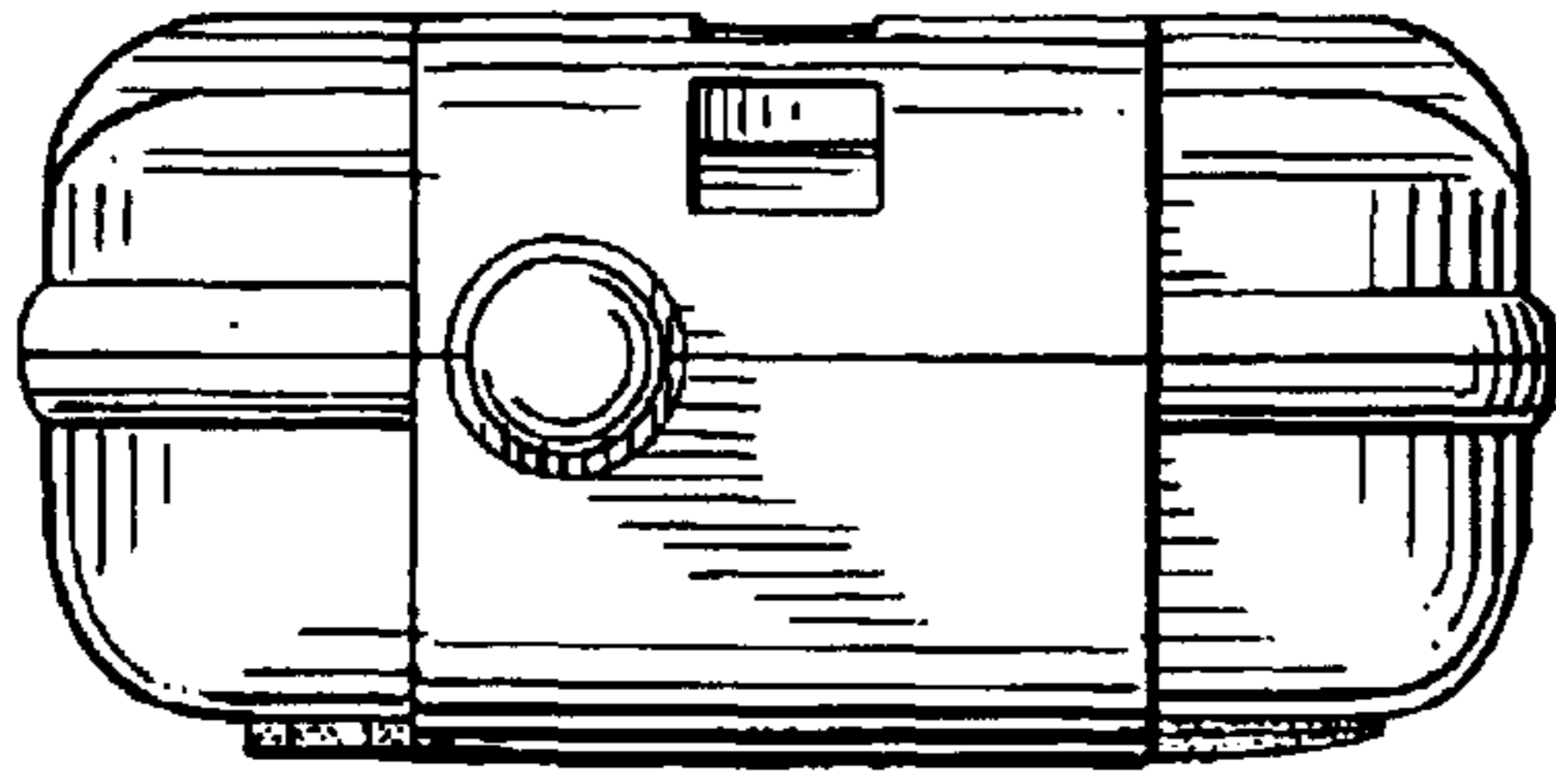


FIG. 5




FIG. 6

