



US00D497892S1

(12) **United States Design Patent** (10) **Patent No.:** **US D497,892 S**
Peng (45) **Date of Patent:** **** Nov. 2, 2004**

(54) **CELLULAR PHONE**

(75) **Inventor:** **Chun-Chieh Peng**, Taipei (TW)

(73) **Assignee:** **Quanta Computer, Inc.**, Taoyuan Hsien (TW)

(**) **Term:** **14 Years**

(21) **Appl. No.:** **29/199,611**

(22) **Filed:** **Feb. 17, 2004**

(51) **LOC (7) Cl.** **14-03**

(52) **U.S. Cl.** **D14/138**

(58) **Field of Search** D14/137, 138, D14/218, 147-148, 247-248, 144, 341-347; 379/433.01-433.13, 419, 434, 428.01-428.04, 420.01-420.04, 440; 455/550.1-90.3; D21/517; D13/168; D18/2, 7; 345/168, 169

(56) **References Cited**

U.S. PATENT DOCUMENTS

D390,509 S	*	2/1998	Antzinas et al.	D14/138
D420,351 S	*	2/2000	Waldner	D14/138
D437,301 S	*	2/2001	Meyer	D14/138
D441,733 S	*	5/2001	Do et al.	D14/138
D456,794 S	*	5/2002	Laverick et al.	D14/138
D459,327 S	*	6/2002	Ali	D14/138
D469,748 S	*	2/2003	Ribeiro et al.	D14/138
D474,166 S	*	5/2003	Burns et al.	D14/138
D478,324 S	*	8/2003	O'Neil	D14/138
D478,882 S	*	8/2003	Peng et al.	D14/138
D478,883 S	*	8/2003	Jensfelt et al.	D14/138

D479,216 S	*	9/2003	Ho-Cheun et al.	D14/138
D479,514 S	*	9/2003	Chan	D14/138
D484,475 S	*	12/2003	Sheu	D14/138
D484,865 S	*	1/2004	Arbisi	D14/138
D485,819 S	*	1/2004	Ahlgren	D14/138
D486,808 S	*	2/2004	Aihara	D14/138
D487,734 S	*	3/2004	Peng et al.	D14/138
D488,143 S	*	4/2004	Ting et al.	D14/138
D488,789 S	*	4/2004	Lee	D14/138
D488,790 S	*	4/2004	Peng et al.	D14/138
D489,046 S	*	4/2004	Chan	D14/138
D490,391 S	*	5/2004	Chen et al.	D14/138

* cited by examiner

Primary Examiner—Jeffrey Asch
(74) *Attorney, Agent, or Firm*—Thomas, Kayden, Horstemeyer & Risley

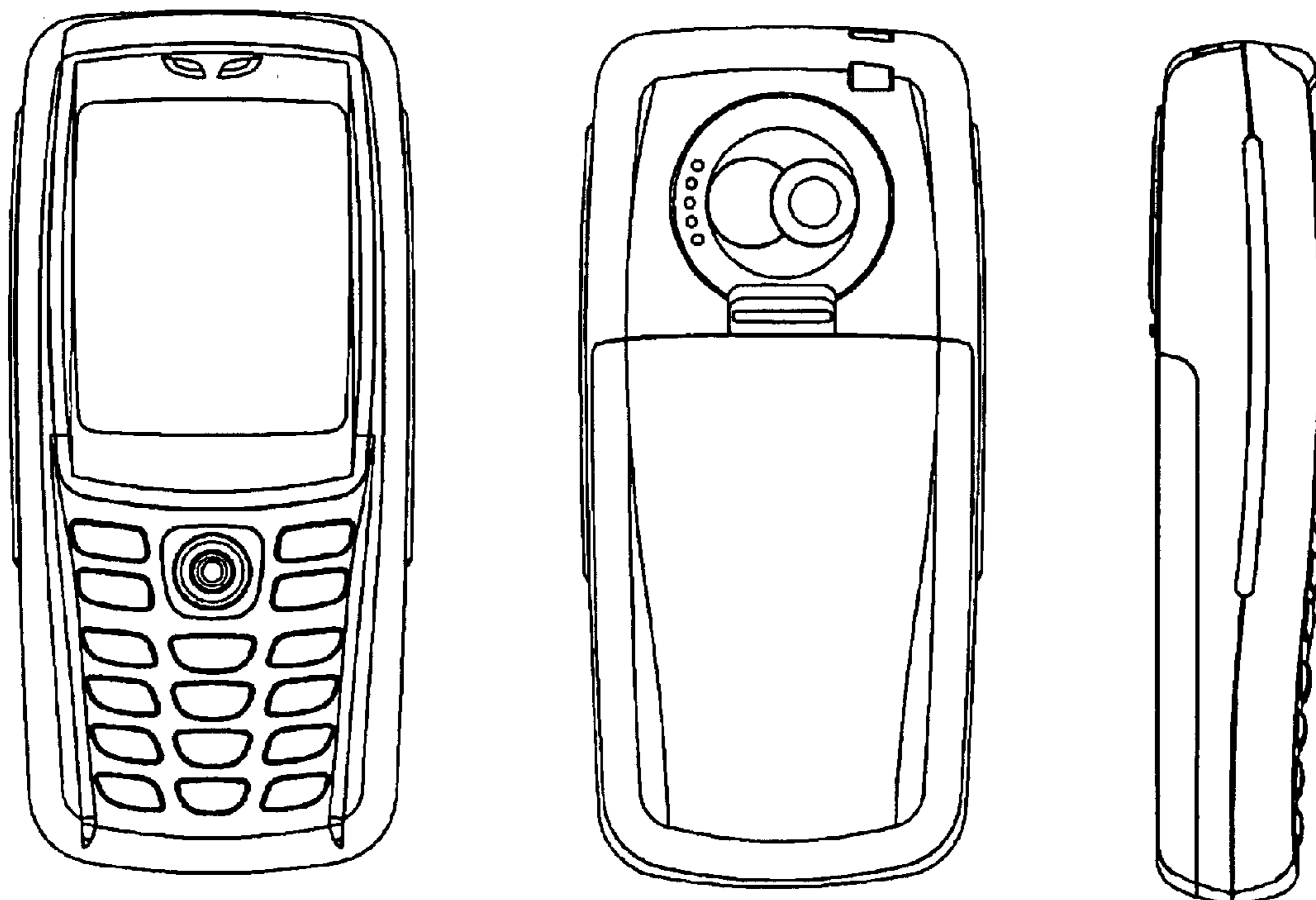
(57) **CLAIM**

The ornamental design for a cellular phone, as shown and described.

DESCRIPTION

FIG. 1 is a front elevational view of a cellular phone showing my new design with the lid in a closed position; FIG. 2 is a rear elevational view thereof; FIG. 3 is left side elevational view thereof; FIG. 4 is a right side elevational view thereof; FIG. 5 is a top plan view thereof; FIG. 6 is a bottom plan view thereof; and, FIG. 7 is a front, side perspective view thereof.

1 Claim, 4 Drawing Sheets






Fig. 1

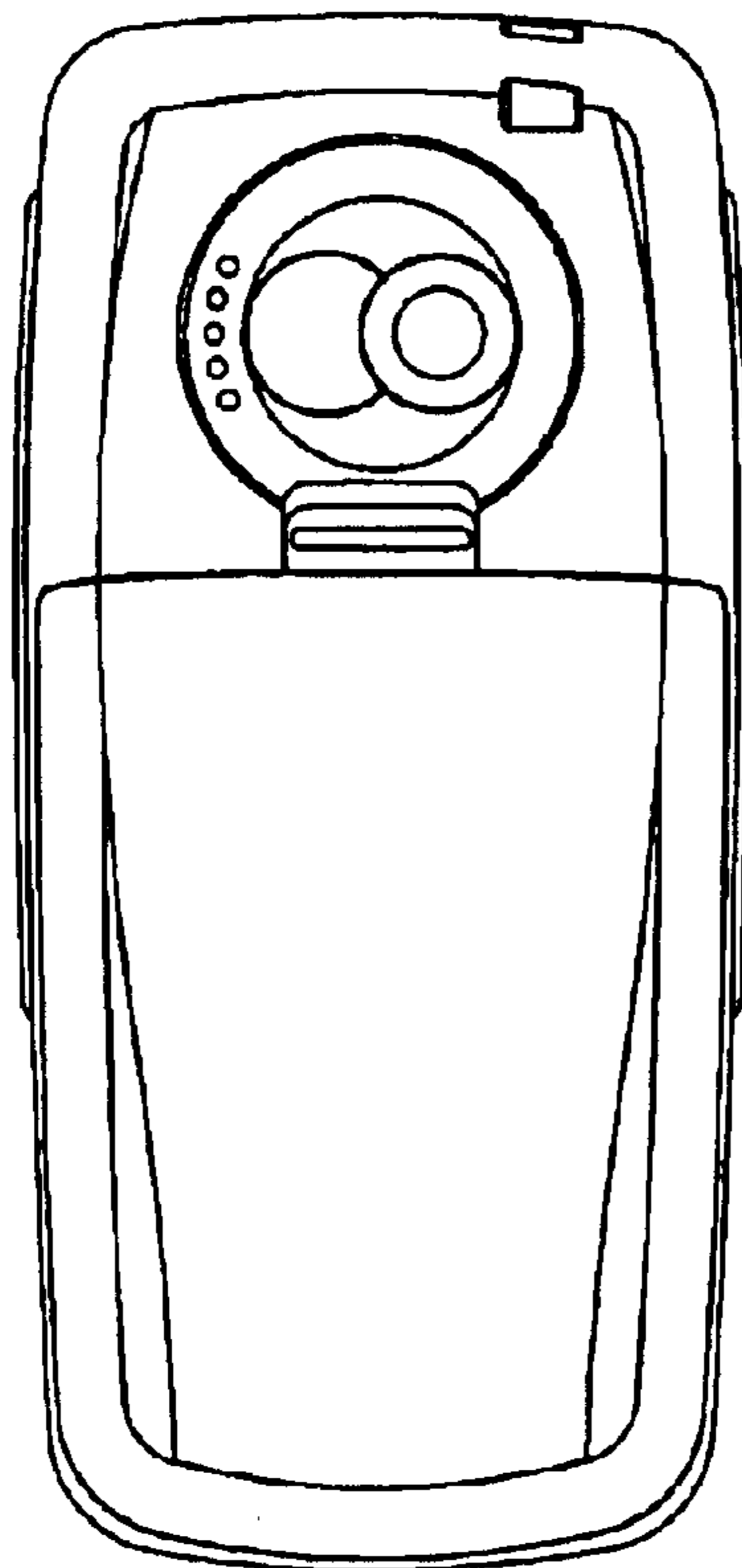


Fig. 2




Fig. 3




Fig. 4

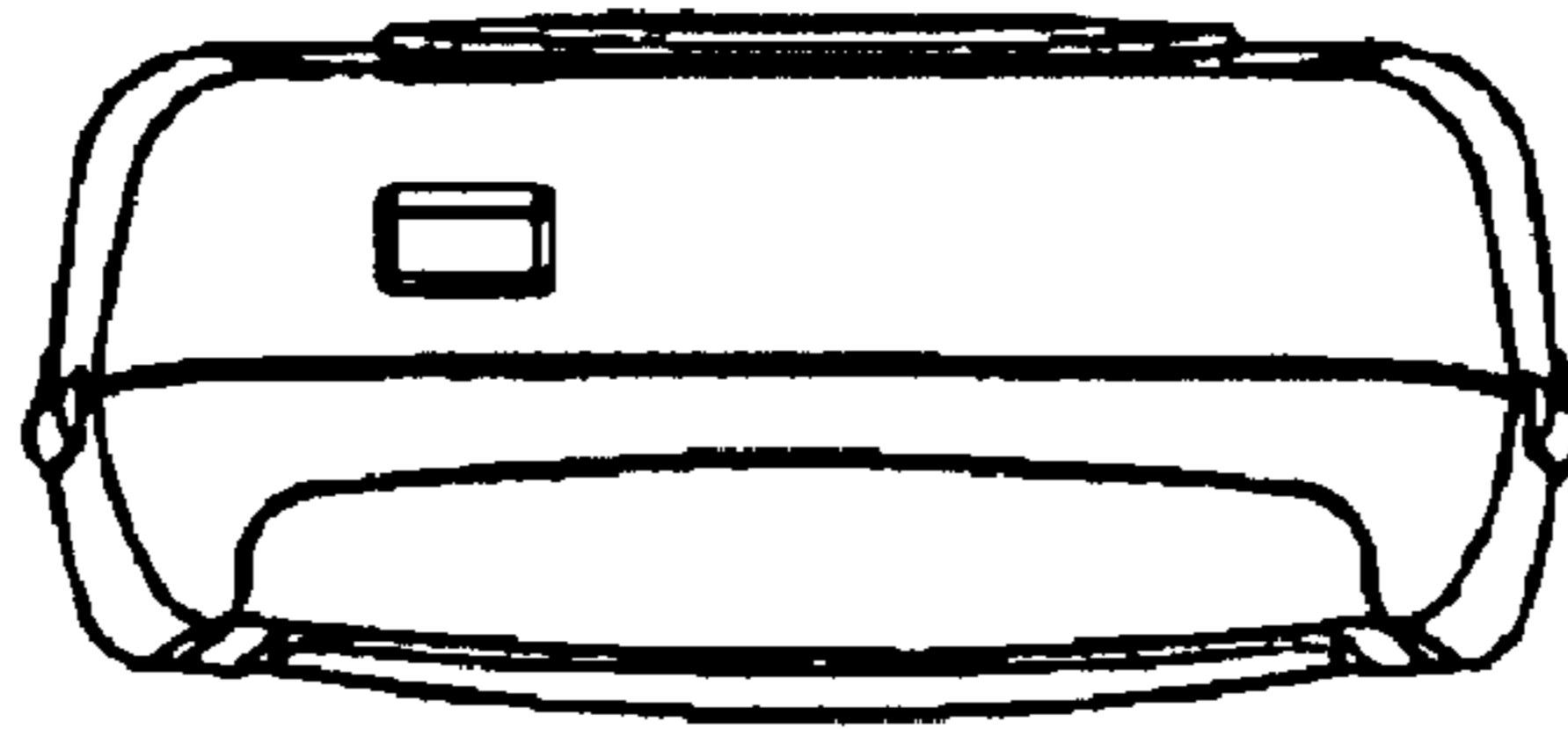


Fig. 5




Fig. 6

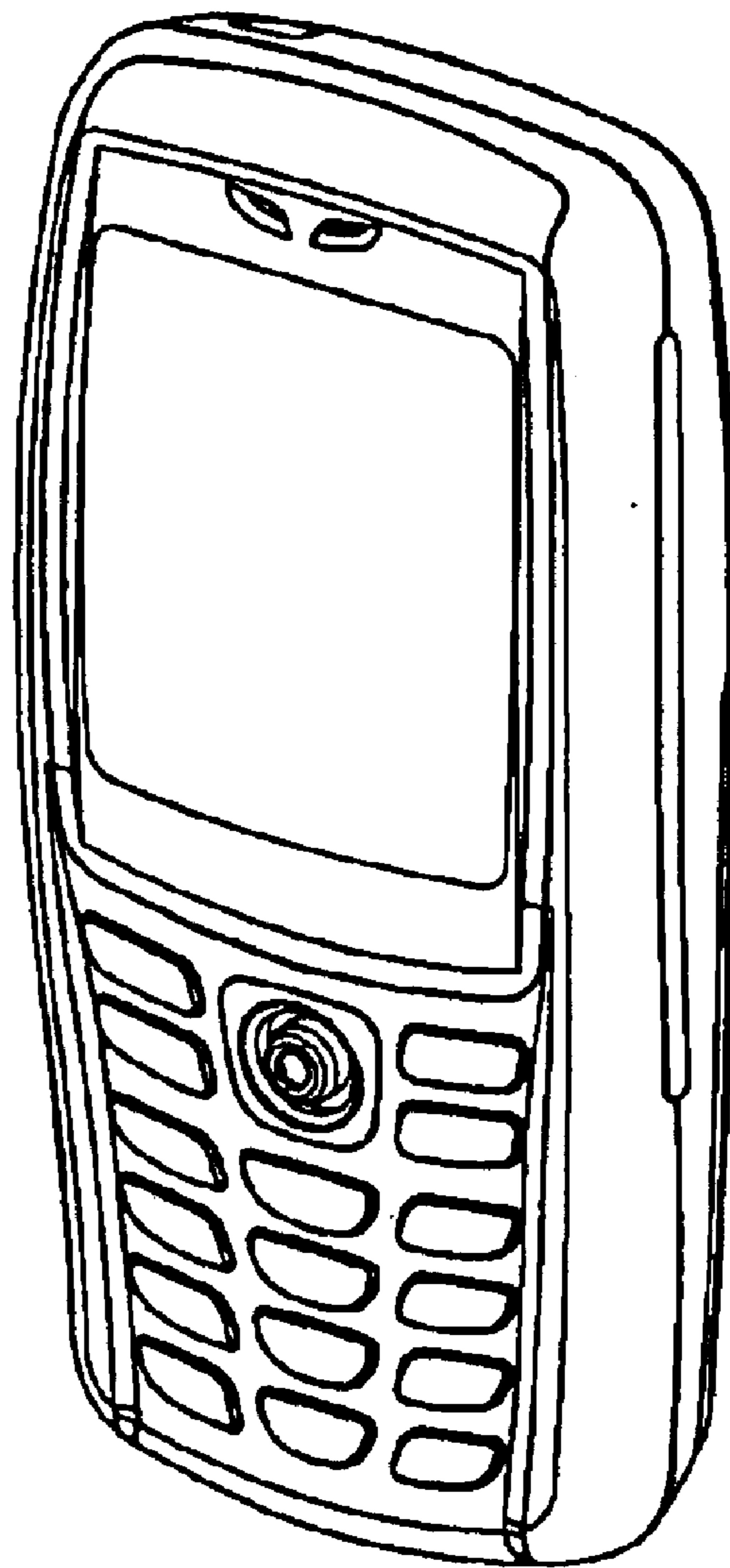


Fig. 7